

Market Review and Outlook

The Qatar Stock Exchange (QSE) Index rose by 448.48 points or 4.3% during the week to close at 10,894.59. Market capitalization went up 3.7% to reach QR639.3 billion (bn) compared with QR616.8 at the end of the previous trading week. Of the 50 traded companies, 36 ended the week higher and 11 ended lower, while three were unchanged. Qatar Oman Investment Company (QOIS) was the best performing stock for the week, rising 20.1%. Meanwhile, Ooredoo (ORDS) was the worst performing stock for the week, down 2.1%.

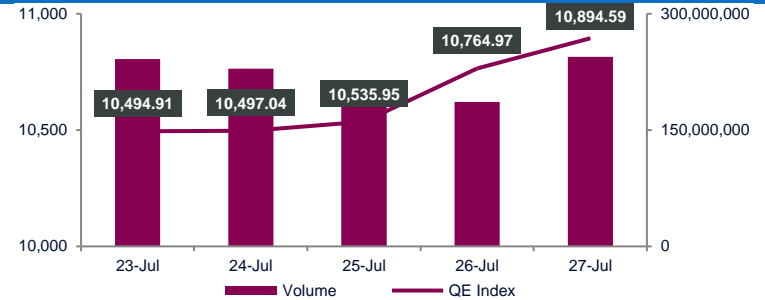
Industries Qatar (IQCD), Qatar Islamic Bank (QIBK) and QNB Group (QNBK) were the primary contributors to the weekly index gain. IQCD and QIBK added 144.98 and 105.34 points to the index, respectively. Further, QNBK contributed another 75.77 points.

Traded value during the week rose 20.4% to reach QR2,632.1mn from QR2,185.3mn in the prior trading week. QNB Group (QNBK) was the top value traded stock during the week with total traded value of QR285.4mn.

Traded volume increased 19.9% to 1,113.3mn shares compared with 934.9mn shares in the prior trading week. The number of transactions moved higher by 3.4% to 88,534 vs 82,703 in the prior week. Mazaya Real Estate Development (MRDS) was the top volume traded stock during the week with total traded volume of 137.5mn shares.

Foreign institutions remained bullish, ending the week with net buying of QR255.2mn vs. net buying of QR210.3mn in the prior week. Qatari institutions stayed bearish with net selling of QR98.6mn vs. net selling of QR73.3mn in the week before. Foreign retail investors ended the week with net selling of QR24.8mn vs. net selling of QR8.1mn in the prior week. Qatari retail investors recorded net selling of QR131.8mn vs. net selling of QR129.0mn the week before. YTD (as of Today's closing), global foreign institutions were net short \$110mn, while GCC institutions were net buyers of Qatari stocks by \$652.2mn.

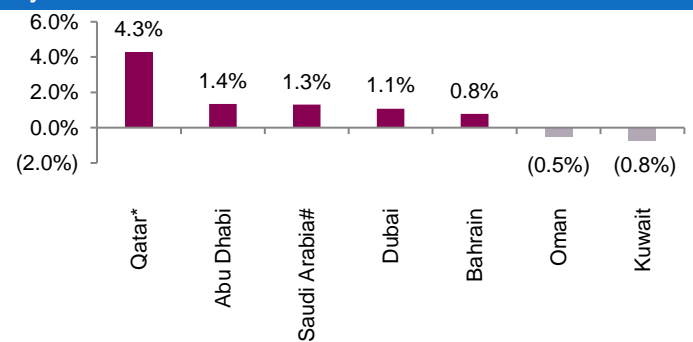
QSE Index and Volume



Market Indicators	Week ended. July 27, 2023	Week ended. July 20, 2023	Chg. %
Value Traded (QR mn)	2,632.1	2,185.3	20.4
Exch. Market Cap. (QR mn)	639,344.1	616,763.7	3.7
Volume (mn)	1,113.3	934.9	19.1
Number of Transactions	85,534	82,703	3.4
Companies Traded	50	50	0.0
Market Breadth	36:11	33:15	-

Market Indices	Close	WTD%	MTD%	YTD%
Total Return	23,381.33	4.3	8.1	6.9
ALL Share Index	3,660.35	4.0	7.7	7.2
Banks and Financial Services	4,546.83	4.9	8.7	3.7
Industrials	4,126.58	5.9	11.9	9.1
Transportation	4,921.04	1.5	3.2	13.5
Real Estate	1,643.35	5.6	9.3	5.3
Insurance	2,388.11	0.4	1.1	9.2
Telecoms	1,713.71	(1.4)	4.5	30.0
Consumer Goods & Services	7,895.02	0.1	0.0	(0.3)
Al Rayan Islamic Index	4,799.10	3.7	6.7	4.5

Weekly Index Performance



Regional Indices	Close	WTD%	MTD%	YTD%	Weekly Exchange Traded Value (\$ mn)	Exchange Mkt. Cap. (\$ mn)	TTM P/E**	P/B**	Dividend Yield
Qatar*	10,894.59	4.3	8.1	2.0	723.49	175,372.1	13.0	1.5	4.5
Dubai	4,029.24	1.1	6.3	20.8	590.03	186,110.5	9.5	1.3	4.4
Abu Dhabi	9,759.46	1.4	2.2	(4.4)	1,286.14	738,713.1	32.7	3.0	1.7
Saudi Arabia#	11,906.13	1.3	3.9	13.6	7,923.93	2,953,257.9	18.7	2.3	2.8
Kuwait	7,263.44	(0.8)	3.3	(0.4)	716.23	151,459.5	17.9	1.6	3.6
Oman	4,780.02	(0.5)	0.2	(1.6)	24.33	23,065.1	12.9	0.9	4.6
Bahrain	1,992.41	0.8	1.8	5.1	43.92	57,969.9	7.1	0.8	7.7

Source: Bloomberg, country exchanges and Zawya (** Trailing Twelve Months; * Value traded (\$ mn) do not include special trades, if any; #Data as of July 26, 2023)

- Qatar's sovereign ratings affirmed with "stable" outlook** - Capital Intelligence (CI) has affirmed the long-term foreign currency rating (LT FCR) and long-term local currency rating (LT LCR) of Qatar at 'AA'. The sovereign's short-term (ST) FCR and ST LCR have been affirmed at 'A1+'. The outlook for the ratings remains "stable". The ratings reflect Qatar's very strong external balances and budgetary performance, supported by favorable liquefied natural gas (LNG) prices. CI factored in the country's capacity to absorb future external or financial shocks given the large portfolio of foreign assets held by the Qatar Investment Authority (QIA) and the consequent comfortable net external creditor position. The ratings continue to be supported by Qatar's substantial low-cost hydrocarbon reserves, increasing LNG production and export capacity, high GDP (gross domestic product) per capita, and adequate official foreign reserves. It views the recent pickup in the pace of structural reforms as a supporting factor for the ratings. Finding that the financial buffers have continued to improve since last review, benefitting from favorable hydrocarbon prices and strong demand for LNG, it said very large budget and current account surpluses have contributed to a further increase in Qatar's net asset position, with the QIA's total assets estimated to be 202.7% of projected GDP this year. The central government budget surplus reached 14.2% of GDP in 2022 (4.3% in 2021) and is forecast to average 12.8% in 2023-25. "While the reliance on hydrocarbon revenues remains a rating constraint, the government has ample leeway to respond to severe fluctuations in hydrocarbon prices given the size of fiscal buffers and the degree of expenditure flexibility," CI said. Central government deposits stood at 11.2% of GDP in May 2023, while total government and government institutions' deposits in the domestic banking system alone were around 36.1% of GDP. According to CI's estimates, gross central government debt (including short-term treasury bills and bank overdrafts) decreased faster than previously expected to 50.8% of GDP in 2022, from 73.5% in 2021, reflecting nominal GDP growth and a large primary budget surplus. It expects debt dynamics to remain "favorable" in the medium term, resulting in a further decrease in the central government debt ratio to 43.4% in 2025. Current account performance remains very strong, with the surplus increasing to 26.3% of GDP in 2022 (14.5% in 2021) and to 5.3% in Q1 23 (from 4.6% in Q1 22). "The current account is slated to remain in very large surplus, averaging 14.5% of GDP in 2023-25," it said. Gross external debt decreased to 149.8% of current account receipts in 2022, from 263.2% in 2021, while official foreign exchange reserves rose to \$63.2bn from \$57.7bn the same period. Highlighting that Qatar's economic strength is moderate; it said economic activity has picked up since 2021 due to the rebound in both the hydrocarbon and non-hydrocarbon sectors. Highlighting that real GDP growth reached 4.7% in 2022, compared to 1.6% in 2021, and expanded by 2.7% in Q1 23; it said the short- to medium-term growth outlook remains relatively favorable, with real GDP expected to grow by an average of 2.5% in 2023-25, supported by infrastructure investments at Qatar's largest gas field, as well as robust performance in the services sectors. Qatar's ratings are underpinned by sizeable hydrocarbon reserves (around 12.9% of global gas reserves) and associated export capacity, which in turn provide the government with substantial financial means. "Given the large hydrocarbon exports and rather small population, GDP per capita is expected to exceed \$83,900 this year (higher than similarly rated peers)," CI said. (Gulf Times)
- QCB hikes rates by 25 basis points** - The Qatar Central Bank announced yesterday that it raised the QCB deposit rate (QCBDR) by 25 basis points to 5.75%. The central bank added in a tweet yesterday that it had also decided to raise the banks' lending interest rate (QCBLR) by 25 basis points to 6.25%, and it also decided to raise the repurchase rate (QCB Repo Rate) by 25 basis points to 6.00%. QCB said that the decision to raise the interest rate will come into effect from Thursday 27 July 2023. (Peninsula Qatar)
- DHBK's net profit declines 30.4% YoY and 12.1% QoQ in 2Q2023, misses our estimate** - Doha Bank's (DHBK) net profit declined 30.4% YoY (-12.1% QoQ) to QR183.4mn in 2Q2023, missing our estimate of QR233.3mn (variation of -21.4%). Net interest income decreased 9.9% YoY in 2Q2023 to QR537.4mn. However, on QoQ basis net interest income gained 9.3%. The company's net operating income came in at QR715.0mn in 2Q2023, which represents an increase of 0.4% YoY (+12.1% QoQ). The bank's total assets stood at QR93.0bn at the end of June 30, 2023, down 6.0% YoY (-3.7% QoQ). Loans and advances to customers were QR55.8bn, registering a fall by 8.1% YoY (-1.5% QoQ) at the end of June 30, 2023. Customer deposits declined 17.9% YoY and 9.2% QoQ to reach QR44.1bn at the end of June 30, 2023. EPS amounted to QR0.06 in 2Q2023 as compared to QR0.08 in 2Q2022. (QNBFS, QSE)
- QIHK posts 8.3% YoY increase but 5.3% QoQ decline in net profit in 2Q2023, in-line with our estimate** - Qatar International Islamic Bank's (QIHK) net profit rose 8.3% YoY (but declined 5.3% on QoQ basis) to QR299.2mn in 2Q2023, in line with our estimate of QR297.1mn (variation of +0.7%). Total income from financing & investing activities increased 42.6% YoY and 7.5% QoQ in 2Q2023 to QR751.8mn. The company's total income came in at QR841.7mn in 2Q2023, which represents an increase of 35.0% YoY (+7.7% QoQ). The bank's total assets stood at QR58.1bn at the end of June 30, 2023, down 8.1% YoY. However, on QoQ basis the bank's total assets increased 5.7%. Financing assets were QR35.8bn, registering a rise of 1.1% YoY (+2.5% QoQ) at the end of June 30, 2023. Customers' current accounts declined 3.3% YoY to reach QR7.8bn at the end of June 30, 2023. However, on QoQ basis customers' current accounts rose 7.3%. EPS amounted to QR0.20 in 2Q2023 as compared to QR0.18 in 2Q2022. (QNBFS, QSE)
- VFQS posts 16.1% YoY increase but 5.2% QoQ decline in net profit in 2Q2023, beating our estimate** - Vodafone Qatar's (VFQS) net profit rose 16.1% YoY (but declined 5.2% on QoQ basis) to QR126.5mn in 2Q2023, beating our estimate of QR117.6mn (variation of +7.5%). The company's revenue came in at QR774.9mn in 2Q2023, which represents an increase of 9.9% YoY. However, on QoQ basis revenue fell 0.1%. EPS amounted to QR0.061 in 6M2023 as compared to QR0.051 in 6M2022. (QNBFS, QSE)
- GWCS's net profit declines 6.4% YoY and 13.3% QoQ in 2Q2023, misses our estimate** - Gulf Warehousing Company's (GWCS) net profit declined 6.4% YoY (-13.3% QoQ) to QR53.3mn in 2Q2023, missing our estimate of QR57.6mn (variation of -7.4%). The company's revenue came in at QR373.3mn in 2Q2023, which represents an increase of 1.5% YoY. However, on QoQ basis revenue fell 9.6%. EPS amounted to QR0.091 in 2Q2023 as compared to QR0.097 in 2Q2022. (QNBFS, QSE)
- UDCD's bottom line rises 14.0% YoY and 13.1% QoQ in 2Q2023** - United Development Company's (UDCD) net profit rose 14.0% YoY (+13.1% QoQ) to QR99.6mn in 2Q2023. The company's revenue came

in at QR318.4mn in 2Q2023, which represents a decrease of 32.1% YoY (-43.4% QoQ). EPS amounted to QR0.053 in 6M2023 as compared to QR0.047 in 6M2022. (QSE)

- **QIMD's bottom line rises 18.7% YoY and 22.4% QoQ in 2Q2023** - Qatar Industrial Manufacturing Company's (QIMD) net profit rose 18.7% YoY (+22.4% QoQ) to QR59.0mn in 2Q2023. EPS amounted to QR0.23 in 6M2023 as compared to QR0.19 in 6M2022. (QSE)
- **BRES's bottom line rises 3.1% YoY and 34.8% QoQ in 2Q2023** - Barwa Real Estate Company's (BRES) net profit rose 3.1% YoY (+34.8% QoQ) to QR317.4mn in 2Q2023. EPS amounted to QR0.142 in 6M2023 as compared to QR0.138 in 6M2022. (QSE)
- **AHCS's net profit declines 4.3% YoY and 9.4% QoQ in 2Q2023** - Aamal Company's (AHCS) net profit declined 4.3% YoY (-9.4% QoQ) to QR79.3mn in 2Q2023. The company's revenue came in at QR556.0mn in 2Q2023, which represents an increase of 6.7% YoY (+8.7% QoQ). EPS amounted to QR0.026 in 6M2023 as compared to QR0.025 in 6M2022. (QSE)
- **MKDM posts 16.4% YoY increase but 38.2% QoQ decline in net profit in 2Q2023** - Mekdam Holding Group's (MKDM) net profit rose 16.4% YoY (but declined 38.2% on QoQ basis) to QR6.0mn in 2Q2023. The company's revenue came in at QR117.9mn in 2Q2023, which represents an increase of 16.5% YoY. However, on QoQ basis Revenue fell 7.5%. EPS amounted to QR0.08 in 2Q2023 as compared to QR0.069 in 2Q2022. (QSE)
- **Qatar National Bank Outlook affirmed to Positive by Fitch** - Qatar National Bank's long-term issuer default rating was affirmed by Fitch at A. Outlook to positive from stable. (Bloomberg)
- **Confirmation of credit rating of Qatar Islamic Bank at A- by Fitch** - Qatar Islamic Bank has announced that Fitch has confirmed the credit rating at A- with a Positive Outlook. (QSE)
- **Doha Insurance Company: S&P affirms the credit rating at "A-"** - Doha Insurance has announced that Standard & Poor's (S&P) has confirmed the credit rating at A-. Outlook: Stable. (QSE)
- **Barwa Real Estate announces an agreement to sell two land plots in the Lusail area** - Barwa Real Estate announces that Lusail Golf Development Company, fully owned by the Barwa Group, has reached an agreement to sell two land plots in the Lusail area with a total area of 3,476,192 square meters. The total agreed selling price is QR6.36bn to be collected over the period from the date of completing the sale to the second quarter of 2024. The full proceeds from the sale will be used to settle financial obligations within the group. It is targeted to complete all necessary procedures for the sale process during the third quarter of 2023. It is known that Lusail Golf Company purchased the mentioned land plots in the years 2010 and 2014. The book value of these plots is QR5.89bn as shown in the consolidated financial statements as at March 31, 2023. The group has recorded valuation losses related to the same plots amounting to QR522mn in the net fair value gain on investment properties in the consolidated financial statements of the company for the last fiscal year, 2022. It should be noted that the estimated profits from the sale transaction will be announced after the completion of the sale and transfer of ownership to the buyer, in order for the group to calculate all costs and expenses related to the land. The sale transaction is part of Barwa's strategy to divest from non-performing assets, which allows for a reduction in financial obligations and financing costs, which have recently seen a significant increase in global markets. This will have a positive impact on the group's cash flows, financial position, and financial indicators. It also contributes to directing

operating cash towards developing the income-generating investment portfolio and achieving sustainable growth in shareholder returns. (QSE)

- **Ooredoo, Zain and TASC Towers Holding enter exclusive negotiations to create an independent tower company comprising up to 30,000 towers** - ORDS announced that Ooredoo Group has entered exclusive negotiations with Mobile Telecommunications Company K.S.C.P. (Zain Group) and UAE based TASC Towers Holding to combine their approximately 30,000 telecommunication tower assets in Qatar, Kuwait, Algeria, Tunisia, Iraq and Jordan into a jointly owned independent tower company in a cash and share deal. This new partnership will form the largest tower company in the MENA region. The enlarged tower company will continue to operate as an independent and standalone entity providing passive infrastructure as a service throughout the region with a focus on operational efficiencies, synergies and reduction of carbon footprint. Both Ooredoo and Zain will retain their respective active infrastructure, including wireless communication antennas, intelligent software, and intellectual property with respect to managing their telecom networks. This transaction will create a potential shareholder value uplift for both Ooredoo Group and Zain Group through a more efficient capital structure. Both operators are committed to executing on their respective growth strategies to unlock significant capital and maximize value for shareholders while at the same time reducing the carbon footprint within the MENA region. The parties will proceed with negotiations on an exclusive basis with a view to signing definitive agreements in Q3 2023. Ooredoo's tower network in Oman is following a stand-alone process. The potential transaction remains subject to, amongst other factors, agreement on final terms, signing of definitive agreements and obtaining of all required corporate and regulatory approvals. The implementation of this transaction is expected to be executed in a customized timeline for each market considering the regulatory environment and ensuring a smooth transition for the operations. (QSE)
- **Estithmar Holding: The EGM Endorses items on its agenda** - Estithmar Holding announces the results of the EGM. The meeting was held on 24/07/2023 and the following resolutions were approved. 1) The Extraordinary General Assembly approved canceling the first resolution of Clause 1 related to the private placement and issuance of rights taken at the Extraordinary General Assembly meeting held on November 27, 2022, and issuing a new decision as follows: Approving the issuance and offer up to (50%) of the company's capital, where the issuance will take place as follows, 10% by issuing subscription rights and 40% by private placement and/or public subscription, provided that each of them is issued in one tranche or Several tranches over the course of one year starting from the date of this assembly. The EGM delegates the company's board of directors to determine the percentage of the issuance that will take place through a private placement and/or the percentage of public subscription that will take place through public subscription, according to what the board deems appropriate for the company, within the limits of 40% of the company's capital, in accordance with the applicable rules and regulations of QFMA, provided that the nominal value of one share in any of the three transactions is one (1) Qatari Riyal, in addition to an issuance premium determined by the Board based on any of the three transactions. 2) The Extraordinary General Assembly approved delegating the Chairman of the Board of Directors of the company and/or the Vice-Chairman of the Board of Directors to approve on behalf of Estithmar Holding and its subsidiaries (registered in or outside the State of Qatar) or owned by it ("all referred to as group companies") on project financing

contracts funding for projects related to activities of these companies (projects related financing facilities) whatever their duration, including those whose terms exceed three years and without a financial ceiling, and under the conditions that the Chairman of the Board of Directors and/or the Vice-Chairman of the Board of Directors deem appropriate for the interest of the group companies and authorize the CEO or CFO of Estithmar Holdings to sign, jointly with any member of the Executive Committee on behalf of the group companies, project financing contracts (Projects related financing facilities) and to sign documents of guarantees, solidarity guarantees, right transfer contracts, and mortgage contracts of all kinds and related cheques. 3) Except for project financing contracts subject to clause No. 2 The General Assembly approved re-delegating the Board of Directors the right to approve on behalf of Estithmar Holding and its subsidiaries (registered in or outside the State of Qatar) or owned by it, to conclude loan or banking facilities contracts for example but not limited to (Corporate Loans, Long term Loans, short term loans, revolving loans and facilities, trade finance facilities and letters of guarantees) from banks inside or outside the State of Qatar, regardless of their duration, including those whose terms exceed three years and without a financial ceiling regardless of the borrowing currency and under the conditions that the company's board of directors deems appropriate for the interest of the group and its subsidiaries and companies owned by it. And delegating of the company's Chairman and Deputy Chairman of the board of directors solely, or the CEO, or the CFO of Estithmar Holding, in conjunction with any member of the Executive Committee to sign on behalf of the group's companies on loan contracts and banking facilities for example but not limited to (Corporate Loans, Long term Loans, short term loans, revolving loans and facilities, trade finance facilities and letters of guarantees) and signing Guarantee letters, solidarity guarantees, right -time contracts and mortgage contracts of all kinds and related cheques. (QSE)

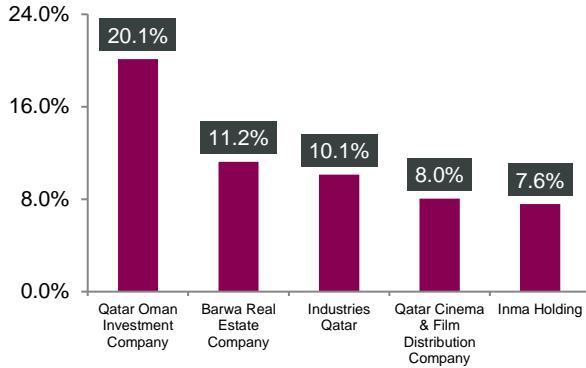
- **Dlala Holding Terminate the Service of the CEO** - Dlala Brokerage and Investment Holding announced the Board of Directors has taken a resolution to terminate the services of Mrs. Moza Mohamed AlSulaiti - CEO, and delegate the Managing Director to be in charge till appointing a new CEO. (QSE)
- **QIA Considering \$1bn Stake in Ambani's Reliance Retail** - Qatar's sovereign wealth fund is in early discussions to purchase a minority stake in Indian billionaire Mukesh Ambani's rapidly expanding retail unit, according to people familiar with the matter. The Qatar Investment Authority wants to increase its bets in India and is among parties that are in talks to buy into Reliance Retail Ventures Ltd., said the people, who asked not to be identified as the discussions are private. The stake may amount to \$1bn, one of the people said. Other oil-rich Middle Eastern investors looking to diversify their portfolios are also keen to invest in Ambani's retail arm, the people said. The deliberations are still at a preliminary stage and a deal may not happen; the people added. The Financial Times first reported the discussions on Wednesday, citing three people with knowledge of the talks. Parent company Reliance Industries Ltd. rose as much as 2.5%, the most since July 17, on Wednesday. "The company evaluates various opportunities on an ongoing basis," a Reliance Retail spokesperson said. The QIA declined to comment. The interest comes as Ambani's conglomerate is also considering a public listing for Reliance Retail and has started buying back shares in the unit and giving them to their employees as stock options. The subsidiary headed by Ambani's daughter, Isha, is India's biggest brick-and-mortar retailer and has been undertaken a swath of recent acquisitions. Reliance Retail also raised over \$6bn three years ago from series of major investors, including the sovereign wealth funds

of Saudi Arabia, Singapore and the United Arab Emirates, along with General Atlantic, KKR & Co. and Silver Lake Partners. Last week, Reliance Retail reported earnings before interest, taxes, depreciation and amortization that jumped 34% to 51.5bn rupees (\$628mn) in the quarter through June compared to the same period a year earlier. (Bloomberg)

- **Qatari capital market attracts foreign investments worth QR15.8bn in 2022** - Qatari capital market has attracted foreign investments representing the foreigners' net purchase of securities listed in the market, worth approximately QR15.8bn (\$4.3bn). In the introductory message of the 2022 annual report issued by Qatar Financial Markets Authority (QFMA), the Board Chairman of QFMA, HE Sheikh Bandar bin Mohammed bin Saoud Al Thani indicated that during 2022, the Qatari capital market attracted foreign investments representing the foreigners' net purchase of securities listed in the market, worth approximately QR15.8bn (\$4.3bn), and witnessed an increase in trading value by 42% compared to last year, where the trading value exceeded QR160bn, compared to QR112bn in 2021. 2022 witnessed the completion and implementation of the development initiatives and projects of second QFMA's Strategic Plan 2017-2022. It also witnessed start of draft preparation and processing of the QFMA's vision and strategic objectives for the next stage, based on its experiences in strategic planning during the past years and the results of application and implementation of the first and second strategic plans, the accompanying challenges and obstacles, and the opinions and suggestions of the capital market dealers. As a part of the QFMA's efforts in promoting the attractiveness of the Qatari capital market and developing its legislative structure in order to increase the confidence of market dealers, it was able, during 2022, to provide new financial services to the Qatari capital market's dealers aimed to stimulate dealings and increase their liquidity volume in the financial markets; thus, QFMA issued Securities' Lending and Borrowing Rules, which allows the long-term investor to benefit from the owned securities by lending them, and also allows the borrower to benefit from price fluctuations in the markets, in addition to issuing Covered Short Selling Rules, Sheikh Bandar noted. He added that in 2022, QFMA carried out a set of initiatives aimed at developing the institutional work and building the institutional capabilities of QFMA, to advance it to serve as a model for financial regulator in a way that enhances its independence and maintains its position as an IOSCO member. Sheikh Bandar bin Mohammed emphasized that QFMA exerts great efforts to maintain the investors' confidence in the securities dealing system in the Qatari capital market, to protect participants dealing in such market, and to reduce risks may face their investments, especially under the economic crises and unrest facing the international financial markets, in order to ensure market stability and maintain gains over the past ten years. He also confirmed that the importance of the Qatari capital market stems from its being one of the main pillars supporting the realization of Qatar National Vision "QNV 2030" and the growth and stability of the Qatari economy, due to the innovative and diversified financial instruments it provides, including equity instrument and low-cost debt instruments, and due to contribution to the diversity of funding sources and raising the economy's ability to attract national or foreign investments. (Peninsula Qatar)

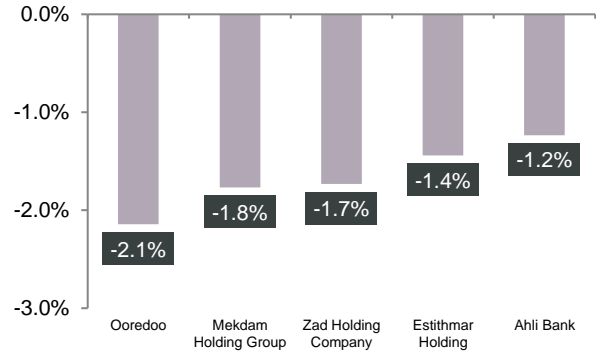
Qatar Stock Exchange

Top Gainers



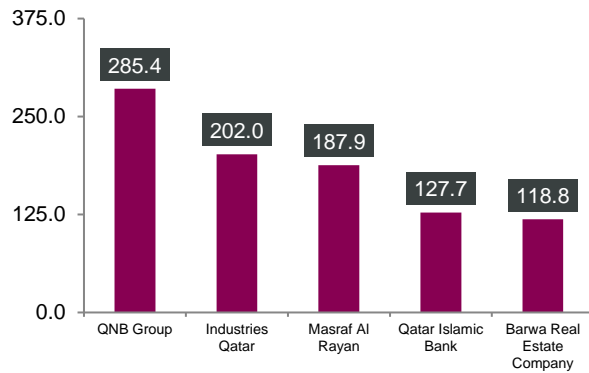
Source: Qatar Stock Exchange (QSE)

Top Decliners



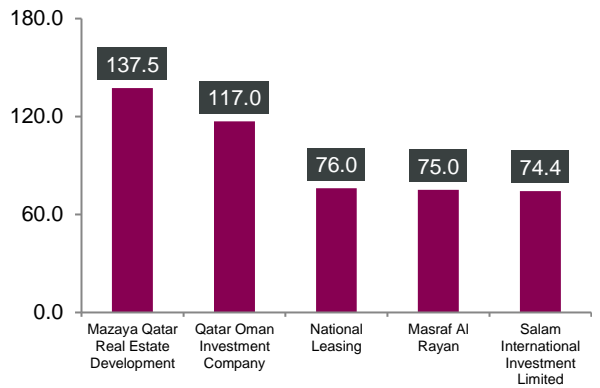
Source: Qatar Stock Exchange (QSE)

Most Active Shares by Value (QR Million)



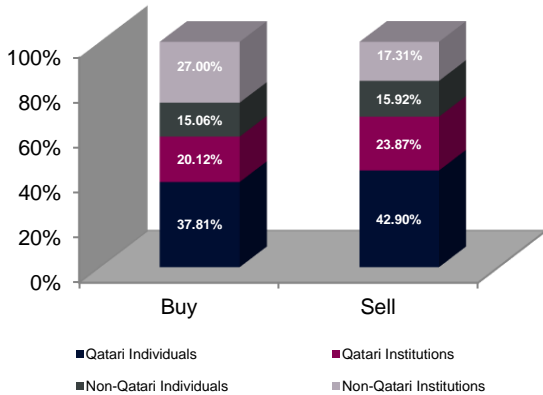
Source: Qatar Stock Exchange (QSE)

Most Active Shares by Volume (Million)



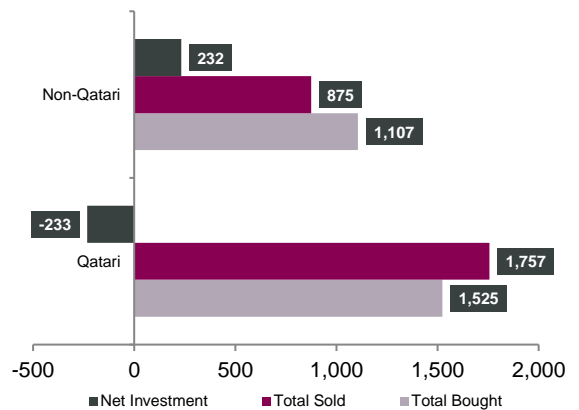
Source: Qatar Stock Exchange (QSE)

Investor Trading Percentage to Total Value Traded



Source: Qatar Stock Exchange (QSE)

Net Traded Value by Nationality (QR Million)



Source: Qatar Stock Exchange (QSE)

TECHNICAL ANALYSIS OF THE QSE INDEX



Source: Bloomberg

The QE index closed up for the week (+4.3% from the week before); it closed at 10,894.6 points. The Index managed to agree with our expectations in the previous weeks, creating in the process what could possibly be described as a double-bottom price formation. This price formation against a clear downtrend is a strong signal for a probable recovery to be expected in the weeks to come. We update our weekly levels of resistance to the 11,750 level and the support to the 10,000 level.

DEFINITIONS OF KEY TERMS USED IN TECHNICAL ANALYSIS

RSI (Relative Strength Index) indicator – RSI is a momentum oscillator that measures the speed and change of price movements. The RSI oscillates between 0 to 100. The index is deemed to be overbought once the RSI approaches the 70 level, indicating that a correction is likely. On the other hand, if the RSI approaches 30, it is an indication that the index may be getting oversold and therefore likely to bounce back.

MACD (Moving Average Convergence Divergence) indicator – The indicator consists of the MACD line and a signal line. The divergence or the convergence of the MACD line with the signal line indicates the strength in the momentum during the uptrend or downtrend, as the case may be. When the MACD crosses the signal line from below and trades above it, it gives a positive indication. The reverse is the situation for a bearish trend.

Candlestick chart – A candlestick chart is a price chart that displays the high, low, open, and close for a security. The 'body' of the chart is portion between the open and close price, while the high and low intraday movements form the 'shadow'. The candlestick may represent any time frame. We use a one-day candlestick chart (every candlestick represents one trading day) in our analysis.

Doji candlestick pattern – A Doji candlestick is formed when a security's open and close are practically equal. The pattern indicates indecisiveness, and based on preceding price actions and future confirmation, may indicate a bullish or bearish trend reversal.

Shooting Star/Inverted Hammer candlestick patterns – These candlestick patterns have a small real body (open price and close price are near to each other), and a long upper shadow (large intraday movement on the upside). The Shooting Star is a bearish reversal pattern that forms after a rally. The Inverted Hammer looks exactly like a Shooting Star, but forms after a downtrend. Inverted Hammers represent a potential bullish trend reversal.

Company Name	Price July 27	% Change Weekly	% Change YTD	Market Cap. QR Million	TTM P/E	P/B	Div. Yield
Qatar National Bank	16.80	5.00	(6.67)	155,172	11.3	1.9	3.6
Qatar Islamic Bank	20.50	6.88	10.45	48,440	12.3	2.1	3.0
Commercial Bank of Qatar	6.20	5.08	24.00	25,093	9.5	1.3	4.0
Doha Bank	1.69	1.99	(13.47)	5,240	16.3	0.5	4.4
Al Ahli Bank	4.00	(1.23)	(0.25)	10,205	13.5	1.5	5.0
Qatar International Islamic Bank	10.41	4.00	0.10	15,757	15.5	2.3	3.8
Masraf Al Rayan	2.51	1.05	(20.88)	23,334	22.5	1.0	4.0
Lesha Bank	1.63	2.20	41.92	1,820	23.6	1.6	N/A
National Leasing	0.89	5.60	25.99	439	21.6	0.7	3.4
Dlala Holding	1.43	1.42	25.31	272	N/A	1.5	N/A
Qatar & Oman Investment	0.98	20.12	78.00	308	N/A	1.3	N/A
Islamic Holding Group	5.26	7.57	27.98	298	59.7	2.0	1.0
Dukhan Bank	4.14	(0.67)	N/A	21,648	N/A	N/A	3.9
Banking and Financial Services				308,027			
Zad Holding	13.62	(1.73)	(2.05)	3,915	20.7	2.9	4.3
Qatar German Co. for Medical Devices	2.49	3.71	98.01	287	291.8	8.3	N/A
Salam International Investment	0.78	0.00	27.04	892	16.4	0.6	N/A
Baladna	1.52	2.15	(0.72)	2,890	38.8	1.3	N/A
Medicare Group	6.36	0.16	2.42	1,789	22.4	1.8	28.3
Qatar Cinema & Film Distribution	3.31	8.04	6.13	208	81.0	1.6	1.8
Qatar Fuel	16.50	0.00	(8.08)	16,405	16.3	1.9	5.5
Widam Food	2.50	(0.60)	23.03	450	N/A	2.7	N/A
Mannai Corp.	5.85	2.99	(22.92)	2,668	N/A	2.8	55.6
Al Meera Consumer Goods	14.19	0.57	(7.38)	2,923	14.8	1.8	3.1
Consumer Goods and Services				32,427			
Qatar Industrial Manufacturing	2.90	1.75	(9.66)	1,378	7.9	0.8	4.5
Qatar National Cement	4.05	3.08	(16.32)	2,647	12.3	0.9	7.4
Industries Qatar	13.38	10.12	4.45	80,949	11.1	2.2	8.2
Qatari Investors Group	1.72	1.00	2.02	2,138	13.4	0.7	8.7
Qatar Electricity and Water	18.50	2.72	4.52	20,350	12.0	1.4	5.1
Aamal	0.88	1.97	(9.95)	5,531	15.4	0.7	5.7
Gulf International Services	2.06	0.15	41.40	3,834	13.1	1.1	4.8
Mesaieed Petrochemical Holding	1.95	1.56	(8.32)	24,498	15.4	1.5	5.6
Estithmar Holding	2.19	(1.44)	21.67	7,455	16.2	1.6	N/A
Qatar Aluminum Manufacturing	1.29	(0.08)	(14.87)	7,221	9.3	1.1	7.0
Mekdam Holding Group	5.00	(1.77)	(13.22)	446	12.3	3.9	5.3
Industrials				156,448			
Qatar Insurance	2.24	(0.27)	16.54	7,319	N/A	1.3	N/A
QLM Life & Medical Insurance	2.90	1.75	(39.57)	1,015	13.4	1.9	4.3
Doha Insurance	2.30	(0.43)	16.22	1,150	9.7	1.0	6.5
Qatar General Insurance & Reinsurance	1.30	0.00	(11.44)	1,138	N/A	0.2	N/A
Al Khaleej Takaful Insurance	2.82	2.89	22.34	719	12.5	1.3	3.6
Qatar Islamic Insurance	8.89	3.42	2.15	1,333	12.8	3.2	5.1
Damaan Islamic Insurance Company	3.70	2.49	N/A	740	N/A	1.7	4.3
Insurance				13,414			
United Development	1.19	0.85	(8.46)	4,214	N/A	N/A	4.6
Barwa Real Estate	2.90	11.24	0.94	11,285	9.8	0.5	6.0
Ezdan Real Estate	1.15	1.68	14.69	30,451	1307.5	0.9	N/A
Mazaya Qatar Real Estate Development	0.84	1.08	21.26	977	23.7	0.9	N/A
Real Estate				46,926			
Ooredoo	11.41	(2.14)	24.02	36,549	13.8	1.5	3.8
Vodafone Qatar	1.94	0.99	22.40	8,200	15.0	1.8	5.2
Telecoms				44,749			
Qatar Navigation (Milaha)	10.58	4.13	4.24	12,021	11.8	0.8	3.3
Gulf Warehousing	3.46	0.47	(14.62)	203	8.5	0.9	2.9
Qatar Gas Transport (Nakilat)	4.22	(0.31)	15.24	23,380	16.2	2.2	3.1
Transportation				35,603			
Qatar Exchange				639,344			

Source: Bloomberg

Contacts

QNB Financial Services Co. W.L.L. Contact
Center: (+974) 4476 6666
info@qnbfs.com.qa
Doha, Qatar

Saugata Sarkar, CFA, CAIA
Head of Research
saugata.sarkar@qnbfs.com.qa

Shahan Keushgerian
Senior Research Analyst
shahan.keushgerian@qnbfs.com.qa

Phibion Makuwerere, CFA
Senior Research Analyst
phibion.makuwerere@qnbfs.com.qa

Roy Thomas
Senior Research Analyst
roy.thomas@qnbfs.com.qa

Dana Saif Al Sowaidi
Research Analyst
dana.alsowaidi@qnbfs.com.qa

Disclaimer and Copyright Notice: This publication has been prepared by QNB Financial Services Co. W.L.L. ("QNBFS") a wholly-owned subsidiary of Qatar National Bank (Q.P.S.C.). QNB FS is regulated by the Qatar Financial Markets Authority and the Qatar Exchange. Qatar National Bank (Q.P.S.C.) is regulated by the Qatar Central Bank. This publication expresses the views and opinions of QNBFS at a given time only. It is not an offer, promotion or recommendation to buy or sell securities or other investments, nor is it intended to constitute legal, tax, accounting, or financial advice. QNBFS accepts no liability whatsoever for any direct or indirect losses arising from use of this report. Any investment decision should depend on the individual circumstances of the investor and be based on specifically engaged investment advice. We therefore strongly advise potential investors to seek independent professional advice before making any investment decision. Although the information in this report has been obtained from sources that QNBFS believes to be reliable, we have not independently verified such information and it may not be accurate or complete. QNBFS does not make any representations or warranties as to the accuracy and completeness of the information it may contain, and declines any liability in that respect. For reports dealing with Technical Analysis, expressed opinions and/or recommendations may be different or contrary to the opinions/recommendations of QNBFS Fundamental Research as a result of depending solely on the historical technical data (price and volume). QNBFS reserves the right to amend the views and opinions expressed in this publication at any time. It may also express viewpoints or make investment decisions that differ significantly from, or even contradict, the views and opinions included in this report. This report may not be reproduced in whole or in part without permission from QNBFS.

COPYRIGHT: No part of this document may be reproduced without the explicit written permission of QNBFS.