

## Market Review and Outlook

The Qatar Stock Exchange (QSE) Index increased by 137.73 points, or 1.58% during the week, to close at 8,873.16. Market capitalization increased by 1.8% to reach QR504.4 billion (bn) as compared to QR495.3bn at the end of the previous week. Of the 47 listed companies, 29 companies ended the week higher, while 17 fell and one remained unchanged. Islamic Holding Group (IHGS) was the best performing stock for the week, with a gain of 33.4%. On the other hand, Qatar Oman Investment Company (QOIS) was the worst performing stock with a decline of 8.9%.

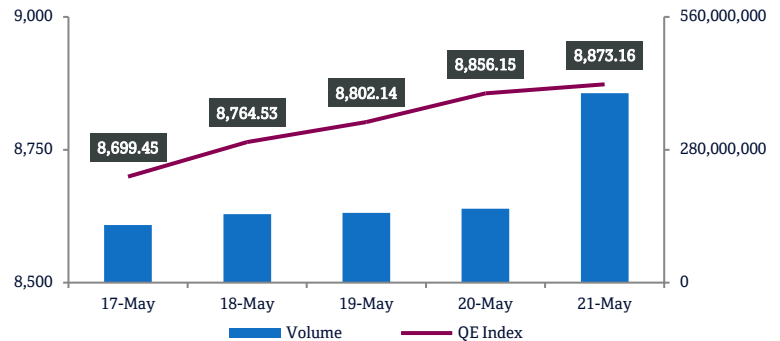
QNB Group (QNBK), Masraf Al Rayan (MARK) and Qatar Islamic Bank (QIBK) were the primary contributors to the weekly index gain. QNBK was the biggest contributor to the index's weekly gain, adding 38.1 points to the index. MARK was the second biggest contributor to the mentioned gain, contributing 35.7 points to the index. Moreover, QIBK tacked on 35.6 points to the index.

Trading value during the week rose by 46.2% to reach QR2,284mn vs. QR1,562mn in the prior week. The Banks and Financial Services sector led the trading value during the week, accounting for 40.0% of the total trading value. Industrials sector was the second biggest contributor to the overall trading value, accounting for 16.0% of the total trading value. QNB Group (QNBK) was the top value traded stock during the week with total traded value of QR483.1mn.

Trading volume decreased by 0.3% to reach 967.5mn shares vs. 970.9mn shares in the prior week. The number of transactions rose by 17.0% to reach 52,911 transactions versus 45,212 transactions in the prior week. Industrials sector led the trading volume, accounting for 23.2%, followed by the Consumer Goods and Services sector comprising 17.8% of the overall trading volume. Qatar Insurance Co. (QATI) was the top volume traded stock during the week with total traded volume of 134.8mn shares.

Foreign institutions ended the week with net selling of QR185mn vs. net selling of QR106mn in the prior week. Qatari institutions remained positive with net buying of QR175mn vs. net buying of QR100mn in the week before. Foreign retail investors remained positive with net buying of QR2mn vs. net buying of QR3mn in the prior week. Qatari retail investors remained positive with net buying of QR8mn vs. net buying of QR3mn the week before.

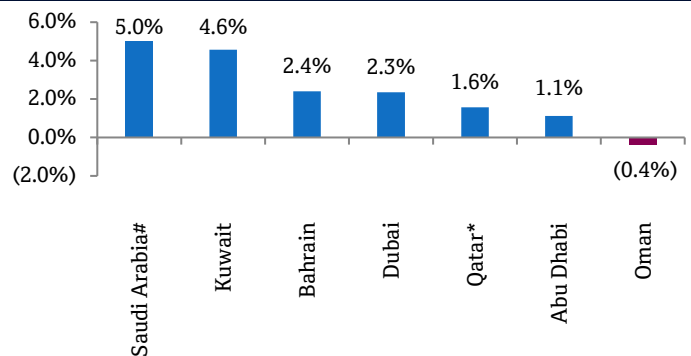
## QSE Index and Volume



Market Indicators	Week ended May 21, 2020	Week ended May 14, 2020	Chg. %
Value Traded (QR mn)	2,283.8	1,562.4	46.2
Exch. Market Cap. (QR mn)	504,398.9	495,336.9	1.8
Volume (mn)	967.5	970.9	(0.3)
Number of Transactions	52,911	45,212	17.0
Companies Traded	47	47	0.0
Market Breadth	29:17	18:29	-

Market Indices	Close	WTD%	MTD%	YTD%
Total Return	17,058.36	1.6	1.2	(11.1)
ALL Share Index	2,765.72	1.9	1.7	(10.8)
Banks and Financial Services	3,898.87	2.3	0.7	(7.6)
Industrials	2,454.33	2.2	7.8	(16.3)
Transportation	2,557.70	0.0	(3.7)	0.1
Real Estate	1,365.62	1.1	4.0	(12.7)
Insurance	2,021.84	0.7	0.4	(26.1)
Telecoms	828.85	(0.4)	(2.7)	(7.4)
Consumer Goods & Services	7,077.34	0.6	0.8	(18.1)
Al Rayan Islamic Index	3,531.86	1.6	3.1	(10.6)

## Weekly Index Performance



Regional Indices	Close	WTD%	MTD%	YTD%	Weekly Exchange Traded Value (\$ mn)	Exchange Mkt. Cap. (\$ mn)	TTM P/E**	P/B**	Dividend Yield
Qatar*	8,873.16	1.6	1.2	(14.9)	623.72	137,499.2	14.0	1.4	4.5
Dubai	1,938.91	2.3	(4.3)	(29.9)	275.42	77,272.7	7.5	0.7	5.0
Abu Dhabi	4,112.90	1.1	(2.8)	(19.0)	187.44	125,708.7	12.5	1.2	6.2
Saudi Arabia#	7,050.17	5.0	(0.9)	(16.0)	5,943.28	2,204,617.9	21.3	1.7	3.6
Kuwait	4,913.70	4.6	(1.2)	(21.8)	381.50	90,283.7	13.7	1.1	4.3
Oman	3,407.98	(0.4)	(3.7)	(14.4)	8.94	14,868.1	8.8	0.7	7.1
Bahrain	1,270.39	2.4	(3.1)	(21.1)	11.70	19,435.6	9.0	0.8	5.5

Source: Bloomberg, country exchanges and Zawya (\*\* Trailing Twelve Months; \* Value traded (\$ mn) do not include special trades, if any; #Data as of May 20, 2020)

## Economic News / Market &amp; Corporate News

- Qatar's industrial production rises 0.2% YoY in March** – Qatar saw robust YoY expansion, especially in food and chemical production as well as a marginal increase in the hydrocarbon extraction, led its industrial production expand this March, according to the official statistics. The country's Industrial Production Index (IPI) was up 0.2% YoY but declined 0.6% MoM in March 2020, according to the figures released by the Planning and Statistics Authority (PSA). The mining and quarrying index, which has a relative weight of 83.6%, saw a 0.3% expansion YoY on account of 0.3% jump in the extraction of crude petroleum and natural gas, while other mining and quarrying sectors shrank 2.6%. On a monthly basis, the index showed a 1.4% fall owing to a 1.3% dip in the extraction of crude petroleum and natural gas, even as there was a 1.7% jump in other mining and quarrying sectors. The manufacturing index, with a relative weight of 15.2%, showed a 1.8% yearly fall in March 2020. On a monthly basis, the manufacturing index grew 1.8%. Electricity, which has 0.7% weight in the IPI basket, saw its index surge 18.5% and 25% on yearly and monthly basis respectively in March 2020. In the case of water, which has a 0.5% weight, there was a 19.3% and 22.2% growth YoY and MoM respectively this March. (Gulf-Times.com)
- KPMG: Qatari banks' net profit growth averages 5.5% in 2019** – Qatar's banking sector saw positive results in 2019, with an average 5.5% growth in net profit, which is attributable to higher margins, continued cost control, and a clear focus on risk, a new report has shown. The local banking sector continues to prove strength and resilience as Qatar banks saw growth in their asset base by 9.3% despite the liquidity pressure, KPMG said in its report titled "New Age Banking". Market sentiment has also reflected these fundamentals with the share prices of all listed banks, except one, showing an upward trend, although this trend has reversed in 2020 with an overall decline of 10.6% in listed bank share prices in Qatar from January 1 to April 30 this year. Listed banks in Qatar compared well to their regional counterparts, which was reflected in them having: (1) The second highest return on equity at 13.2%, (2) The highest non-performing loan provision coverage ratio at 78.1%, (3) The lowest cost to income ratio at 26.5%, and (4) The largest bank by total assets being QNB Group at \$259.5bn. About the report, Omar Mahmood, head, Financial Services for KPMG in the Middle East & South Asia, and partner at KPMG in Qatar, said, "The financial trends identified through our analysis were largely positive, which, given the unique political and economic circumstances the region has witnessed in recent years, is particularly impressive, reflecting the continued resilience of the banking sector." On another note, the COVID-19 pandemic that the world is facing since the beginning of the year 2020 is having unprecedented impact on the financial markets globally and locally and creating a unique situation for the industry because of the implications for operating models, employees, suppliers, customers, and the drop in oil prices that all affected financial results. Banking experts agree that the sector will be dealing with the effects of this pandemic for the foreseeable

future, leading the banking sector to evolve, and only agile and flexible banks that are willing to transform will succeed and secure their financial strength for future growth. Looking to the future of the financial services sector in light of the current pandemic we are experiencing, Mahmood commented, "We are witnessing banks evolving at a faster pace than ever before and in some cases transforming their business models and venturing into new age banking, be it through the use of Artificial Intelligence (AI), Robotic Process Automation (RPA), or by launching digital only branches to serve their customer base more effectively. We expect banks to continue to aggressively pursue technological advancement and use revamped business platforms, by partnering and collaborating with various fintech firms." (Gulf-Times.com)

- Exports by Qatar's private sector reach QR1.94bn in March** – The exports of the private sector in Qatar reached QR1.94bn in March 2020, achieving stability compared to the previous month of February when it was QR1.954bn. This came in the Qatar Chamber's monthly economic newsletter for May 2020 that touched on the preparedness of the private sector to implement the state's strategies and economic development plans. The economic newsletter highlighted the most prominent trends in the Qatari economy as well as statistics related to foreign trade. The essential and industrial oils group came first in the private sector exports' list with exports amounting to QR777mn, recording an increase of 40% compared to February. The second was the aluminum group, with exports amounting to QR374mn, decreasing by 9.9% compared to February. The third was steel exports amounting to QR228mn, recording a 6.3% decrease, while the paraffin in the fourth place with exports amounting to QR64mn, decreasing by 14.1%. It was followed by Lutreine, with exports of 63mn, increasing by 7.4% and helium gas with exports of 62mn, increasing by 0.7% compared to February. The reports said that exports through the 'General Model' certificate of origin form are the largest value, amounted to QR817.1mn, decreasing by 18% than the value of February. Exports through GSP came in second place with a total value of about QR730mn, recording an increase of 57%. It was followed by exports of the GCC model with a value of about QR346.2mn registering a decrease of 18% and a Unified Arab certificate with a value of QR50.2mn. However, no goods were exported through the Unified GCC Certificate of Origin for export to Singapore. The report dealt with the development of the role of the private sector in managing economic activity, in sustainable development, the responsibility of the private sector towards society, and its willingness to implement the country's strategies and plans for economic development. The issue included the state's foreign trade during March including the private sector's trade according to the certificates of origin issued by the chamber for exporting companies. The report said that according to the figures given by The Planning and Statistics Authority for March 2020, the total value of foreign merchandise trade amounted to QR24.2bn, showing a decrease of 16.6% compared to QR29bn in February this year. In March 2020, the total exports of goods including exports of goods of domestic origin and re-exports amounted to around QR15.9bn,

while the Qatari imports during the same month amounted to about QR8.3bn. Therefore, the foreign merchandise trade balance, which represents the difference between total exports and imports, showed a surplus of QR7.6bn, recording a decrease of 44.1% compared to QR13.6bn in February this year. (Qatar Tribune)

- **QDB extends coverage period of National Response Guarantee Program** – The Qatar Development Bank (QDB) has included companies operating in the contracting and construction sector to take advantage of the COVID-19 National Response Guarantee Program, and extended the period of QDB's coverage of the percentage of financing profits granted through the program to 12 months instead of six months only. Under this decision, companies wholly owned by the private sector and affected by the repercussions of the novel coronavirus pandemic are entitled to benefit from the national guarantee program launched by QDB in cooperation with the Ministry of Finance and the Qatar Central Bank and all banks operating in the country. The companies will be able to obtain financing with the aim of helping them to pay salaries of their employees and special rental benefits. According to this decision, Qatar's government will fully cover the percentage of financing profits during the first year on behalf of the beneficiary companies through QDB. QDB stated that companies wishing to benefit from the program are required to be fully owned by the private sector, and to be registered in the wage protection system in Qatar. Regarding the mechanism applied to benefit from the program, QDB said, companies wishing to benefit or their official representatives must communicate with the commercial and Islamic banks in which they hold accounts for the wage protection system and requests for benefit are submitted through them exclusively. Requests can also be submitted on behalf of more than one company by Qatari citizen partners or owners of affected private sector companies. (Qatar-Tribune)
- **Nakilat takes delivery and management of LNG carrier newbuild** – Qatar Gas Transport Company Limited (Nakilat) has taken delivery of a newbuild LNG carrier, "Global Energy", which will be commercially and technically managed in-house by Nakilat. Built by Daewoo Shipbuilding & Marine Engineering (DSME), this is the first of four LNG carrier newbuilds to be delivered to Global Shipping Co. Ltd., a joint venture of Nakilat (60%) and Maran Ventures Inc. (Maran Ventures) (40%). The delivery of all four newbuild LNG carriers by end-2021 will bring Nakilat's fleet to 74 vessels, which is just under 12% of current global LNG fleet in carrying capacity. Nakilat's Chief Executive Officer, Abdullah Al Sulaiti said, "We are committed to grow our fleet in a sustainable manner to meet the rising demand for clean energy transport globally. The addition of this technologically-advanced newbuild to our fleet not only gives us a competitive edge, but also allows us to provide additional capacity and flexibility to our customers, which is important in a dynamic marketplace. The steady expansion of our fleet through the acquisition of these four newbuilds and the second phase fleet transition that has already commenced, comes as part of our efforts to maximize returns for our shareholders and strengthen our position as the leading transporter of clean energy." Al-Sulaiti added, "We have seen a shift in terms of management and vessel technology in the industry, which we

have taken into consideration. Constructed in South Korea, the four modern vessels each have a cargo carrying capacity of 173,400 cubic meters, equipped with some of the most advanced technology in the market today, with two of them being equipped with ME-GI while the other two with X-DF propulsion technologies. These vessels also feature modern structural design and employ other advanced technologies." (QSE, Gulf-Times.com)

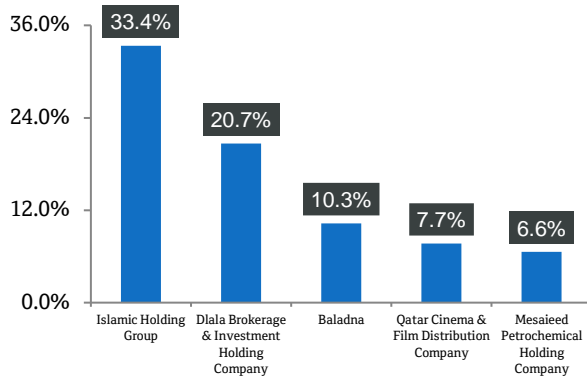
- **KCBK: Reminder to collect unpaid dividends for 5+ years** – In compliance with Qatar Central Bank's regulations concerning dividends that have remained uncollected for more than 5 years, and in order to protect the interests of its shareholders who have not received their dividend payments, Al Khalij Commercial Bank (KCBK) is pleased to announce that the list of shareholders who have failed to collect their dividend payments for the years 2010, 2011, 2012, 2013, 2014 and 2015. (QSE)
- **Aamal Company's diversified business model provides resilience in challenging times** – Qatar's private sector has strengthened its efforts to complement the sovereign strategy to mitigate the risk of COVID-19, with Aamal Company, a fast growing diversified conglomerate, fast tracking its mobile pharmacies and mobile app 'Rimads' for home delivery of medicines to better address the needs of the society. "Despite the negative impact of the COVID-19 pandemic in 2020, Aamal Company's diversified business model provides resilience in these challenging times, and our corporate strategy remains clear as we continue to focus on generating value through diversification and profitable growth," its Chief Executive and Managing Director, Sheikh Mohamed bin Faisal Al-Thani told Gulf Times. Although the duration (of the pandemic) remains unclear, he said all Aamal Company's subsidiaries are closely monitoring developments and assessing the implications for their operations. In this regard, Sheikh Mohamed highlighted that its subsidiary Ebn Sina Healthcare Pharmacy Solutions has received approval from the Ministry of Public Health to use its warehouse delivery vans as 'mobile pharmacies' to help deliver medicines to homes. "The Rimads mobile application, which Ebn Sina Healthcare Pharmacy Solutions helped to launch, is now working smoothly at Ebn Sina Pharmacy, providing professional home delivery of medicine and consumer products including face masks and hand sanitizers," he said. (Gulf-Times.com)
- **Ooredoo Group in world's top 50 telecom brands list** – Ooredoo Group announced that it has maintained its world ranking in the Telecoms 300 2020 report as one of the top 50 global telecommunications brands for the fourth year in a row, with a brand value worth over \$3.5bn. As in 2019, Ooredoo continued to hold 41st place in the listed top 50 telecom brands. Ooredoo Group has also maintained its brand rating status of 'AA+' for the second consecutive year. Thanks to its successful global rebranding program, continued investment in high-speed networks and iconic advertising campaigns featuring global brand ambassador Leo Messi and other local stars, Ooredoo's total brand value has grown more than four times over the years, bringing it closer to becoming one of the best-recognized communications brands in the world today. (Qatar Tribune)
- **QGMD holds its AGM and postpones EGM to June 17 due to lack of quorum** – The Qatari German for medical Devices Company (QGMD) held its Ordinary General Assembly Meeting (AGM)

electronically via modern virtual tools on May 17, 2020 and has the postponed the Extra Ordinary assembly meeting (EGM) to June 17, 2020 for not meeting the quorum. The AGM approved the company's balance sheet and profit and loss account for the year ending December 31, 2019 and considered the recommendation of the Board of Directors to not to distribute dividends. (QSE)

- **GWCS CEO: Qatar at forefront of supporting country's private sector** – Qatar's government has been at the forefront of supporting the private sector, thanks to the directive of HH the Amir to deploy the QR75bn stimulus package, by which the private sector can manage to service their loans and meet their operational requirements, Gulf Warehousing Company's (GWCS) Group CEO, Ranjeev Menon said. Additionally, the government's effort will assist the private sector in navigating the COVID-19 situation as this sector fulfils its economic role in the society, Menon said in an interview with Gulf Times. Moreover, he noted, the additional measures included the government's rapid response to the public health crisis by creating makeshift hospitals and treatment areas and enforcing new policies meant to safeguard the business community. "We can expect the same attention to detail and quick adjustments to take place as we re-establish the strength of our economy," Menon said. Asked whether the Qatari private sector needs a special package to deal with the post-COVID phase, he said, "The effects of COVID-19 will be experienced for years, though we hope that everyone's health is secured and the virus is contained as soon as possible. It will again be a matter of balancing the gains earned through new automations and efficient management of operations at a distance that have been fast-tracked due to the containment efforts against the true losses experienced because of halted or delayed business and trade. The government support will help the private sector to sustain itself and hopefully revive those that took a harder hit." (Gulf-Times.com)

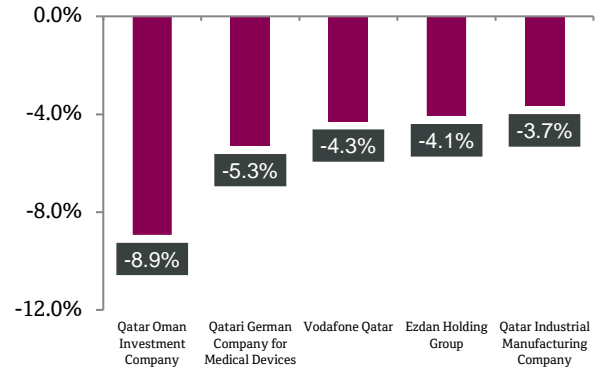
# Qatar Stock Exchange

## Top Gainers



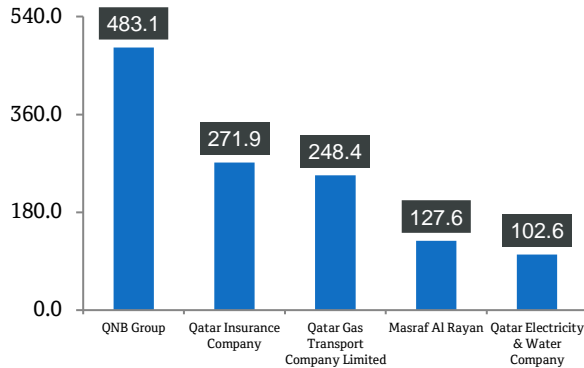
Source: Qatar Stock Exchange (QSE)

## Top Decliners



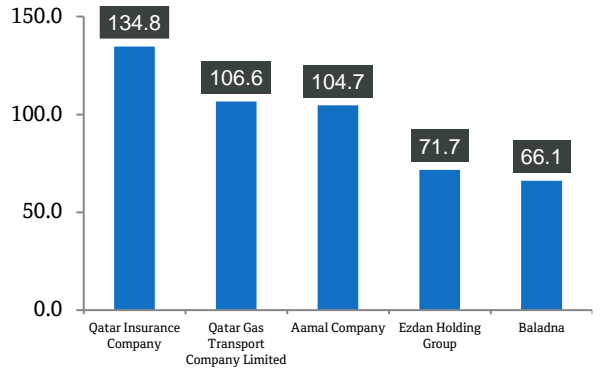
Source: Qatar Stock Exchange (QSE)

## Most Active Shares by Value (QR Million)



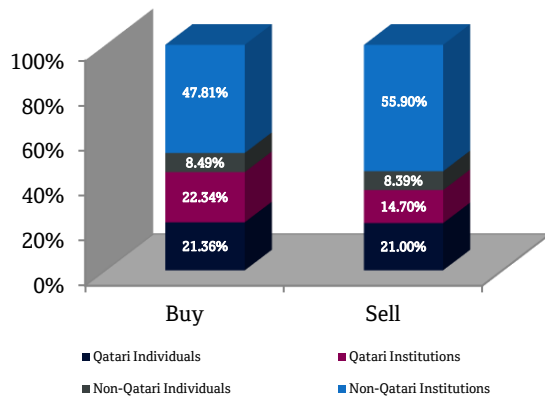
Source: Qatar Stock Exchange (QSE)

## Most Active Shares by Volume (Million)



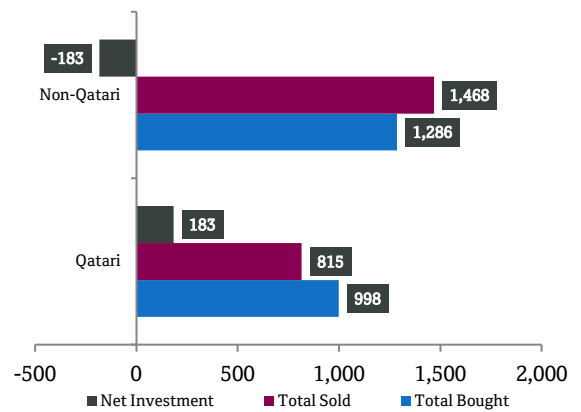
Source: Qatar Stock Exchange (QSE)

## Investor Trading Percentage to Total Value Traded



Source: Qatar Stock Exchange (QSE)

## Net Traded Value by Nationality (QR Million)



Source: Qatar Stock Exchange (QSE)

## TECHNICAL ANALYSIS OF THE QSE INDEX



Source: Bloomberg

The QSE Index closed higher at 8,873.16 level, up by 1.58% from the week before. Our thesis has not changed; the Index remains below its major moving averages, which indicates selling pressure has persisted, however, the price has bounced off the short-term uptrend corrective channel. As a result, we cannot anticipate the next move for the market as it seeks direction. Our major support remains at the 8,000 level and the resistance is now at the 9,000 level.

### DEFINITIONS OF KEY TERMS USED IN TECHNICAL ANALYSIS

**RSI (Relative Strength Index) indicator** – RSI is a momentum oscillator that measures the speed and change of price movements. The RSI oscillates between 0 to 100. The index is deemed to be overbought once the RSI approaches the 70 level, indicating that a correction is likely. On the other hand, if the RSI approaches 30, it is an indication that the index may be getting oversold and therefore likely to bounce back.

**MACD (Moving Average Convergence Divergence) indicator** – The indicator consists of the MACD line and a signal line. The divergence or the convergence of the MACD line with the signal line indicates the strength in the momentum during the uptrend or downtrend, as the case may be. When the MACD crosses the signal line from below and trades above it, it gives a positive indication. The reverse is the situation for a bearish trend.

**Candlestick chart** – A candlestick chart is a price chart that displays the high, low, open, and close for a security. The 'body' of the chart is portion between the open and close price, while the high and low intraday movements form the 'shadow'. The candlestick may represent any time frame. We use a one-day candlestick chart (every candlestick represents one trading day) in our analysis.

**Doji candlestick pattern** – A Doji candlestick is formed when a security's open and close are practically equal. The pattern indicates indecisiveness, and based on preceding price actions and future confirmation, may indicate a bullish or bearish trend reversal.

**Shooting Star/Inverted Hammer candlestick patterns** – These candlestick patterns have a small real body (open price and close price are near to each other), and a long upper shadow (large intraday movement on the upside). The Shooting Star is a bearish reversal pattern that forms after a rally. The Inverted Hammer looks exactly like a Shooting Star, but forms after a downtrend. Inverted Hammers represent a potential bullish trend reversal.



Company Name	Price May 21	% Change WTD	% Change YTD	Market Cap. QR Million	TTM P/E	P/B	Div. Yield
Qatar National Bank	17.68	3.09	(14.13)	163,300	13.0	2.4	3.4
Qatar Islamic Bank	15.40	2.87	0.46	36,389	12.8	2.2	3.4
Commercial Bank of Qatar	3.70	(3.52)	(21.38)	14,955	8.6	0.9	5.4
Doha Bank	2.02	2.54	(20.16)	6,263	11.3	0.8	N/A
Al Ahli Bank	3.26	(2.40)	(2.20)	7,921	11.7	1.4	4.4
Qatar International Islamic Bank	7.76	(1.28)	(19.83)	11,746	13.3	2.1	5.5
Masraf Al Rayan	3.92	3.90	(1.01)	29,400	13.5	2.3	5.7
Al Khaliji Bank	1.31	2.42	0.00	4,716	7.9	0.9	5.7
Qatar First Bank	0.95	1.50	15.53	662	N/A	1.3	N/A
National Leasing	0.68	0.29	(3.12)	338	24.5	0.5	7.3
Dlala Holding	0.72	20.67	18.49	206	N/A	1.1	N/A
Qatar & Oman Investment	0.54	(8.92)	(19.13)	170	23.9	0.6	3.7
Islamic Holding Group	2.40	33.37	26.42	136	170.0	1.0	N/A
<b>Banking and Financial Services</b>				<b>276,201</b>			
Zad Holding	14.01	0.29	1.37	3,320	16.1	2.1	6.1
Qatar German Co. for Medical Devices	1.06	(5.29)	81.44	122	N/A	4.3	N/A
Salam International Investment	0.31	0.99	(40.62)	351	N/A	0.4	N/A
Baladna	1.20	10.29	20.00	2,281	N/A	1.0	1.7
Medicare Group	6.72	4.06	(20.45)	1,892	26.6	2.0	26.8
Qatar Cinema & Film Distribution	2.80	7.65	27.23	176	39.0	0.1	3.6
Qatar Fuel	16.00	0.25	(30.13)	15,908	14.3	1.9	5.0
Qatar Meat and Livestock	5.79	(0.19)	(14.39)	1,042	10.5	3.3	5.2
Mannai Corp.	2.99	(3.55)	(2.92)	1,364	10.5	0.5	6.7
Al Meera Consumer Goods	17.60	0.86	15.03	3,520	18.3	2.8	4.8
<b>Consumer Goods and Services</b>				<b>29,976</b>			
Qatar Industrial Manufacturing	2.55	(3.66)	(28.54)	1,212	13.0	0.8	5.9
Qatar National Cement	3.81	1.22	(32.57)	2,490	17.5	0.9	7.9
Industries Qatar	7.87	2.21	(23.44)	47,614	22.9	1.5	5.1
Qatari Investors Group	1.62	1.50	(9.27)	2,019	19.0	0.7	3.4
Qatar Electricity and Water	14.92	(0.07)	(7.27)	16,412	11.6	2.0	5.2
Aamal	0.66	1.86	(19.19)	4,139	13.5	0.5	6.1
Gulf International Services	1.35	3.62	(21.69)	2,503	90.3	0.7	N/A
Mesaieed Petrochemical Holding	2.00	6.60	(20.16)	25,177	25.9	1.7	3.5
Investment Holding Group	0.44	(2.84)	(21.28)	369	7.5	0.5	N/A
Qatar Aluminum Manufacturing	0.64	(0.16)	(18.05)	3,571	N/A	0.6	1.6
<b>Industrials</b>				<b>105,506</b>			
Qatar Insurance	2.02	1.05	(36.04)	6,601	67.2	0.9	7.4
Doha Insurance	1.00	0.00	(16.67)	500	10.7	0.5	8.0
Qatar General Insurance & Reinsurance	2.08	(0.05)	(15.33)	1,823	N/A	0.4	N/A
Al Khaleej Takaful Insurance	1.92	1.16	(3.95)	490	15.6	1.0	2.6
Qatar Islamic Insurance	6.20	(0.80)	(7.19)	930	12.6	2.7	6.0
<b>Insurance</b>				<b>10,344</b>			
United Development	1.17	(1.35)	(23.22)	4,132	17.1	0.4	4.3
Barwa Real Estate	2.90	3.57	(18.08)	11,285	9.3	0.6	6.9
Ezdan Real Estate	0.73	(4.07)	18.70	19,363	2033.4	0.6	N/A
Mazaya Qatar Real Estate Development	0.66	5.24	(7.79)	768	27.1	0.6	N/A
<b>Real Estate</b>				<b>35,548</b>			
Ooredoo	6.30	0.78	(11.03)	20,177	12.0	0.9	4.0
Vodafone Qatar	1.03	(4.29)	(11.47)	4,341	29.6	1.0	4.9
<b>Telecoms</b>				<b>24,518</b>			
Qatar Navigation (Milaha)	5.75	2.61	(5.79)	6,582	12.6	0.5	5.2
Gulf Warehousing	5.09	6.02	(7.14)	298	12.3	1.7	3.9
Qatar Gas Transport (Nakilat)	2.30	(2.75)	(3.77)	12,743	12.2	2.2	4.3
<b>Transportation</b>				<b>19,623</b>			
<b>Qatar Exchange</b>				<b>504,399</b>			

Source: Bloomberg

## Contacts

### **Saugata Sarkar, CFA, CAIA**

Head of Research

Tel: (+974) 4476 6534

[saugata.sarkar@qnbfs.com.qa](mailto:saugata.sarkar@qnbfs.com.qa)

### **Mehmet Aksoy, PhD**

Senior Research Analyst

Tel: (+974) 4476 6589

[mehmet.aksoy@qnbfs.com.qa](mailto:mehmet.aksoy@qnbfs.com.qa)

### **Shahan Keushgerian**

Senior Research Analyst

Tel: (+974) 4476 6509

[shahan.keushgerian@qnbfs.com.qa](mailto:shahan.keushgerian@qnbfs.com.qa)

### **QNB Financial Services Co. W.L.L.**

Contact Center: (+974) 4476 6666

PO Box 24025

Doha, Qatar

### **Zaid al-Nafoosi , CMT, CFTe**

Senior Research Analyst

Tel: (+974) 4476 6535

[zaid.alnafoosi@qnbfs.com.qa](mailto:zaid.alnafoosi@qnbfs.com.qa)

**Disclaimer and Copyright Notice:** This publication has been prepared by QNB Financial Services Co. W.L.L. ("QNB FS") a wholly-owned subsidiary of Qatar National Bank (Q.P.S.C.). QNB FS is regulated by the Qatar Financial Markets Authority and the Qatar Exchange. Qatar National Bank (Q.P.S.C.) is regulated by the Qatar Central Bank. This publication expresses the views and opinions of QNB FS at a given time only. It is not an offer, promotion or recommendation to buy or sell securities or other investments, nor is it intended to constitute legal, tax, accounting, or financial advice. QNB FS accepts no liability whatsoever for any direct or indirect losses arising from use of this report. Any investment decision should depend on the individual circumstances of the investor and be based on specifically engaged investment advice. We therefore strongly advise potential investors to seek independent professional advice before making any investment decision. Although the information in this report has been obtained from sources that QNB FS believes to be reliable, we have not independently verified such information and it may not be accurate or complete. QNB FS does not make any representations or warranties as to the accuracy and completeness of the information it may contain, and declines any liability in that respect. For reports dealing with Technical Analysis, expressed opinions and/or recommendations may be different or contrary to the opinions/recommendations of QNB FS Fundamental Research as a result of depending solely on the historical technical data (price and volume). QNB FS reserves the right to amend the views and opinions expressed in this publication at any time. It may also express viewpoints or make investment decisions that differ significantly from, or even contradict, the views and opinions included in this report. This report may not be reproduced in whole or in part without permission from QNB FS

**COPYRIGHT:** No part of this document may be reproduced without the explicit written permission of QNB FS.