

Market Review and Outlook

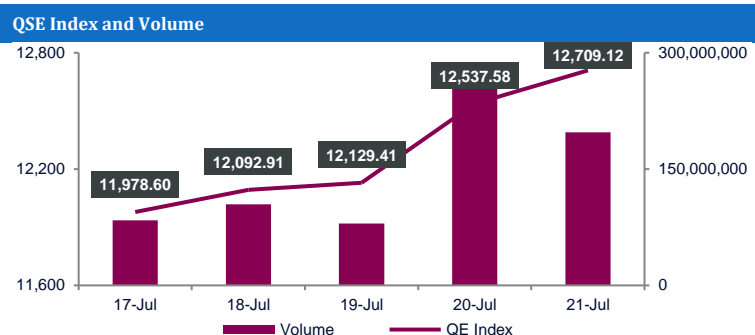
The Qatar Stock Exchange (QSE) Index gained 841.37 points or 7.1% during the week to close at 12,709.12. Market capitalization increased 6.9% to QR705.3 billion (bn) compared with QR660.1bn at the end of the previous trading week. Of the 47 traded companies, 43 ended the week higher, while 4 ended lower. Qatar Navigation (QNNS) was the best performing stock for the week rising 16.5%. On the other hand, Qatar General Insurance & Reinsurance (QGRI) was the worst performing stock for the week, declining 6.5%.

Qatar Islamic Bank (QIBK), Industries Qatar (IQCD) and QNB Group (QNBK) were the primary contributors to the weekly index gain. QIBK and IQCD added 164.09 and 133.57 points to the index, respectively. Further, QNBK added another 122.43 points.

Traded value during the week jumped 141.7% to QR2,271.6mn from QR939.7mn in the prior trading week. QNB Group (QNBK) was the top value traded stock during the week with total traded value of QR371.6mn.

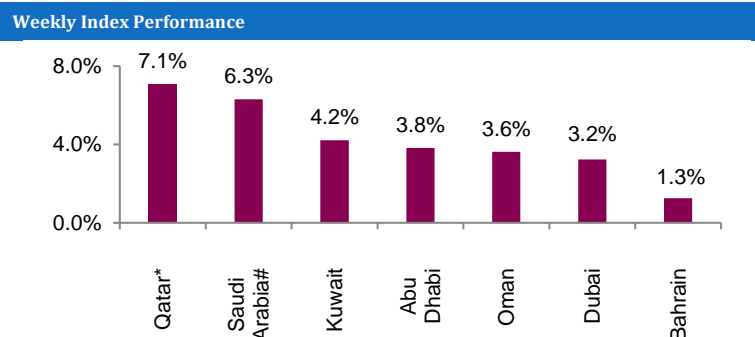
Traded volume climbed 182.2% to 736.7mn shares vs 261.0mn shares in the prior trading week. The number of transactions rose by 94.0% to 74,179 vs 38,236 in the prior week. Qatar Aluminum Manufacturing (QAMC) was the top volume traded stock during the week with total traded volume of 165.9mn shares.

Foreign institutions remained bullish, ending the week with net buying of QR117.8mn vs. net buying of QR54.9mn in the prior week. Qatari institutions turned bullish with net buying of QR5.0mn vs. net selling of QR104.8mn in the week before. Foreign retail investors ended the week with net selling of QR20.7mn vs. net buying of QR13.4mn in the prior week. Qatari retail investors turned bearish with net selling of QR102.1mn vs. net buying of QR36.5mn the week before. YTD (as of Today's closing), foreign institutions were net buyers of \$3.56bn.



Market Indicators	Week ended May 26, 2022	Week ended May 19, 2022	Chg. %
Value Traded (QR mn)	2,271.6	939.7	141.7
Exch. Market Cap. (QR mn)	705,297.4	660,056.0	6.9
Volume (mn)	736.7	261.0	182.2
Number of Transactions	74,179	38,236	94.0
Companies Traded	47	46	2.2
Market Breadth	43:3	11:33	-

Market Indices	Close	WTD%	MTD%	YTD%
Total Return	26,032.40	7.1	4.2	13.1
ALL Share Index	4,057.33	6.7	3.5	9.7
Banks and Financial Services	5,380.46	6.7	3.6	8.4
Industrials	4,497.91	7.2	1.2	11.8
Transportation	4,645.16	9.6	14.2	30.6
Real Estate	1,846.07	6.6	5.9	6.1
Insurance	2,576.19	(1.2)	(2.5)	(5.5)
Telecoms	1,282.65	9.3	10.8	21.3
Consumer Goods & Services	8,475.93	4.9	(0.1)	3.2
Al Rayan Islamic Index	5,293.27	6.9	5.4	12.2



Regional Indices	Close	WTD%	MTD%	YTD%	Weekly Exchange Traded Value (\$ mn)	Exchange Mkt. Cap. (\$ mn)	TTM P/E**	P/B**	Dividend Yield
Qatar*	12,709.12	7.1	4.2	9.3	546.99	191,488.2	15.7	1.8	3.4
Dubai	3,256.07	3.2	1.0	1.9	234.41	148,263.8	11.0	1.1	2.8
Abu Dhabi	9,589.01	3.8	2.4	13.1	1,328.62	536,369.3	21.0	2.7	2.0
Saudi Arabia#	11,864.34	6.3	3.0	5.2	4,211.52	3,078,657.5	21.2	2.5	2.5
Kuwait	7,670.70	4.2	3.5	8.9	916.12	144,998.1	17.1	1.7	3.0
Oman	4,291.45	3.6	4.1	3.9	50.74	19,953.0	11.6	0.9	4.8
Bahrain	1,873.27	1.3	1.8	4.2	34.61	29,661.1	7.1	0.9	6.0

Source: Bloomberg, country exchanges and Zawya (** Trailing Twelve Months; * Value traded (\$ mn) do not include special trades, if any; #Data as of July 20, 2022)

- QIBK's bottom line rises 13.6% YoY and 12.3% QoQ in 2Q2022, beating our estimate** – Qatar Islamic Bank's (QIBK) net profit rose 13.6% YoY (+12.3% QoQ) to QR960.2mn in 2Q2022, beating our estimate of QR899.2mn (variation of +6.8%). Total net income from financing and investing activities increased 6.6% YoY and 2.4% QoQ in 2Q2022 to QR1902.9mn. The company's Total income came in at QR2166.7mn in 2Q2022, which represents an increase of 7.7% YoY (+2.4% QoQ). EPS amounted to QR0.77 in 6M2022 as compared to QR0.68 in 6M2021. Total Operating Expenses for the six months' period ended 30 June 2022 was QR540mn with strong operating income generation and cost containment enabling the Bank to further improve its efficiencies and bringing down the cost to income ratio to 16.8% from 17.5% for the same period in 2021, which is the lowest in the Qatari Banking sector. QIBK was able to maintain the ratio of non-performing financing assets to total financing assets at 1.5%, similar to levels as at 30 June 2021 and one of the lowest in the industry, reflecting the quality of the Bank's financing assets portfolio and its effective risk management framework. QIBK continues to pursue the conservative impairment policy by building precautionary impairment charge on financing assets for QR885mn for the six months' period ended 30 June 2022. The Bank continued to maintain a healthy coverage ratio for non-performing financing assets at 95.0%. Total Shareholders' Equity of the Bank has reached QR21bn up by 2.5% compared to December 2021, a growth of 11.8% compared to June 2021. Total Capital adequacy of the Bank under Basel III guidelines is 18.5% as of June 2022, higher than the minimum regulatory requirements prescribed by Qatar Central Bank and Basel Committee. (QSE)
- Dukhan Bank records 27% increase in net profit** – Dukhan Bank has announced its financial results for the first half of 2022 recording a net profit of QR745mn, representing a 27% increase compared to the first half of 2021 net profit of QR586mn. The total income for the six months period ending 30 June 2022 increased to QR2.1bn resulting in a growth rate of 8% as compared to QR1.9bn during the same period in 2021. Considering strong income growth coupled with efficient cost management, more operational efficiency was achieved as evident through reduction in the cost-to-income ratio, which decreased to 25.1% in the first half of 2022 from 26.3% recorded in the same period last year. Dukhan Bank's total assets reached QR104bn in the first half of 2022, and the customer financing assets stood at QR74bn in the first half of 2022, whereas customer deposits amounted to QR73bn at the end of 30 June 2022, ensuring financing to deposits ratio of about 100% reflecting effective and prudent liquidity management. (Peninsula Qatar)
- QEWS's net profit declines 28.3% YoY and 23.9% QoQ in 2Q2022, misses our estimate** – Qatar Electricity & Water Company's (QEWS) net profit declined 28.3% YoY (-23.9% QoQ) to QR295.9mn in 2Q2022, missing our estimate of QR362.9mn. The company's Revenue came in at QR635.1mn in 2Q2022, which represents an increase of 5.8% YoY (+12.4% QoQ). EPS amounted to QR0.62 in 6M2022 as compared to QR0.71 in 6M2021. EPS amounted to QR0.62 in 6M2022 as compared to QR0.71 in 6M2021. Operating profits amounted to QR600mn compared to QR558mn during the same period in 2021. QEWS recorded operational cash flows of QR600mn compared to operational cash flows of QR626mn during the same period in the previous year. (Peninsula Qatar)
- MCGS's bottom line rises 86.5% YoY and 6.2% QoQ in 2Q2022** – Medicare Group's (MCGS) net profit rose 86.5% YoY (+6.2% QoQ) to QR18.3mn in 2Q2022. The company's Operating Income came in at QR128.1mn in 2Q2022, which represents an increase of 17.6% YoY (+9.1% QoQ). EPS amounted to QR0.13 in 6M2022 as compared to QR0.11 in 6M2021. (QSE)
- Al Rayan Qatar ETF discloses its condensed financial statements for the six month period ended June 30, 2022** – Al Rayan Qatar ETF disclosed its condensed financial statement for the six-month period ended June 30, 2022. The statements show that the net asset value as of June 30, 2022 amounted to QAR 571,153,771 representing QAR 2.6068 per unit. (QSE)
- Qatar International Islamic Bank to disclose its Semi-Annual financial results on July 25** – Qatar International Islamic Bank to disclose its financial statement for the period ending 30th June 2022 on 25/07/2022. (QSE)
- Gulf Warehousing Co. to disclose its Semi-Annual financial results on July 26** – Gulf Warehousing Co. to disclose its financial statement for the period ending 30th June 2022 on 26/07/2022. (QSE)
- Qatar International Islamic Bank holds its investors relation conference call on July 26 to discuss the financial results** – Qatar International Islamic Bank announces that the conference call with the Investors to discuss the financial results for the Semi-Annual 2022 will be held on 26/07/2022 at 01:00 PM , Doha Time.(QSE)
- Ooredoo to disclose its Semi-Annual financial results on July 27** – Ooredoo to disclose its financial statement for the period ending 30th June 2022 on 27/07/2022. (QSE)
- Doha Bank to disclose its Semi-Annual financial results on July 27** – Doha Bank to disclose its financial statement for the period ending 30th June 2022 on 27/07/2022. (QSE)
- Qatar General Insurance & Reinsurance to disclose its Semi-Annual financial results on July 27** – Qatar General Insurance & Reinsurance to disclose its financial statement for the period ending 30th June 2022 on 27/07/2022. (QSE)
- Mekdam Holding Group to disclose its Semi-Annual financial results on July 28** – Mekdam Holding Group to disclose its financial statement for the period ending 30th June 2022 on 28/07/2022. (QSE)
- Ooredoo to hold its investors relation conference call on July 28 to discuss the financial results** – Ooredoo announced that the conference call with the Investors to discuss the financial results for the Semi-Annual 2022 will be held on 28/07/2022 at 02:00 PM, Doha Time. (QSE)
- Doha Bank holds its investor relations conference call on August 01** – Doha Bank announces that the conference call with the Investors to discuss the financial results for the Semi-Annual 2022 will be held on 01/08/2022 at 11:30 AM, Doha Time. (QSE)
- Qatar National Cement Co. to disclose its semi-annual financial results on August 03** – Qatar National Cement Co. discloses its financial statement for the period ending 30th June 2022 on 03/08/2022.(QSE)
- Doha Insurance to disclose its Semi-Annual financial results on August 03** – Doha Insurance to disclose its financial statement for the period ending 30th June 2022 on 03/08/2022. (QSE)
- Qatari German Co. for Medical Devices to disclose its semi-annual financial results on August 10** – Qatari German Co. for

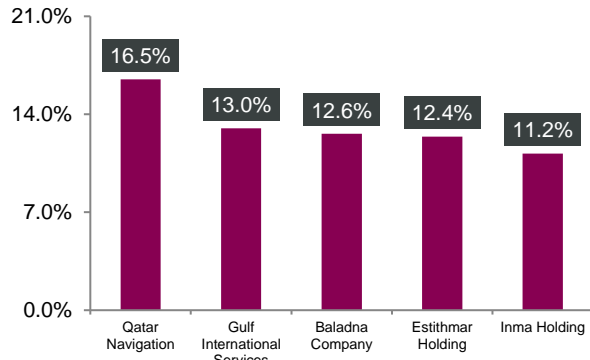
Medical Devices discloses its financial statement for the period ending 30th June 2022 on 10/08/2022. (QSE)

- **Qatar Cinema & Film Distribution Co. to hold its investors relation conference call on August 03 to discuss the financial results** – Qatar Cinema & Film Distribution Co. announced that the conference call with the Investors to discuss the financial results for the Semi-Annual 2022 will be held on 03/08/2022 at 12:00 PM, Doha Time. (QSE)
- **Widam Food Company to hold its investors relation conference call on August 09 to discuss the financial results** – Widam Food Company announced that the conference call with the Investors to discuss the financial results for the Semi-Annual 2022 will be held on 09/08/2022. (QSE)
- **Dlala Brokerage and Investment Holding: External Auditor Report on Capital Reduction** – Based on the Extra Ordinary General Assembly (EGM) dated 27/04/2022 decision to reduce the capital with 33%, the Company has received a detailed report from the External Auditor MRS. Mazars. (QSE)
- **Disclosure about GWCS – Gulf Warehousing Company has changed the trade name of its subsidiary in the United Arab Emirates** - GWC Global Cargo and Transport (100% owned by Gulf Warehousing Company) to become Flag Logistics LLC. (QSE)
- **Milaha Wins EPCI Contract from QatarEnergy Valued at more than QR1.4bn** – Milaha, the industry-leading provider of maritime and logistics solutions in Qatar, has announced a significant five-year contract award with an option to extend, for delivering Engineering, Procurement, Construction, and Installation (EPCI) services for offshore projects in Qatar. Eng. Mohammed Abdulla Swidan, Milaha's [I] PCEO commented: "We are delighted to have been awarded this contract by QatarEnergy, which represents the largest single contract in Milaha's recent history, and that will further cement our name as reliable service provider and partner-of-choice for Qatar's major oil and gas development projects." Swidan added, "I would like to take this opportunity to thank QatarEnergy for their confidence in the effective cooperation and partnership that we are proud of." He continued, "Winning this contract demonstrates our ability to deliver with our partners on a localization strategy of value-added subsea and topside engineering and construction services with the highest health and safety standards," he added. Milaha has been executing a strategy to further develop its capabilities in serving the major oil and gas projects in Qatar, especially in the fields of Inspection, Repair and Maintenance (IRM) services, which will contribute to the "Tawteen" program objectives aimed at localizing and enhancing the Energy sector's supply chain. (QSE)
- **Sources: Qatar telecoms firm Ooredoo in talks to sell its Myanmar unit** – Qatari telecommunications firm Ooredoo is in talks to sell its Myanmar unit in what would mark the exit of the country's last foreign telecoms operator, two people familiar with the matter told Reuters. The people said Doha-based Ooredoo has informed Myanmar's Posts and Telecommunications Department (PTD), the country's regulator, of its intention to sell a unit that was Myanmar's third-biggest operator with nearly 15mn users in 2020, before the industry was disrupted by February 2021's military coup. The main potential buyers for the company include Myanmar conglomerate Young Investment Group, Singapore-headquartered network infrastructure operator Campana Group, and telecoms company SkyNet, one person with direct knowledge of the matter told Reuters. Skynet is owned by Myanmar group Shwe Than Lwin. The people said talks with the three suitors have not yet reached final stages. Ooredoo did not immediately respond to emailed requests for comment. Calls to a spokesman for the Myanmar junta, to the PTD, Skynet and Young Investment Group were not answered. Campana Group said it had no immediate comment. The sources, who declined to be named due to confidentiality constraints, did not put a value on the size of the potential sale. Reuters could not immediately determine how much Ooredoo has invested in Myanmar. Ooredoo had 9mn customers in 2022, according to its earnings, down from 15mn in 2020, for which it reported revenue of about \$330mn. (Zawya)
- **Qatar Cinema Branches Update** – Qatar Film & Film Distribution Company is pleased to inform you that it will open its new VIP cinema in Katara Cultural District by the name of Katara Cinema on Thursday, August 4, 2022. The cinema comprises of 4 VIP Screens. The cultural district is an exceptional project full of human hopes and interactions, and this pioneering project was achieved thanks to the vision of HH the Father Sheikh Hamad bin Khalifa Al Thani, may Allah save him. There is no doubt that the opening of Katara Cinema, will be a real addition to the cinemas mentioned under the management and operation of Qatar Cinema & Film Distribution Company. The company has equipped and provided Katara Cinema with the latest technologies as well as other hi-tec equipment, to keep the pace with the latest developments in the world of film entertainment, and to be an outlet and a special entertainment site for all citizens, residents, and visitors in Qatar. In this context, we would like to inform you that we have closed one of our cinema branches located in The Landmark Mall for operational reasons. (QSE)
- **Estithmar Holding opens its fifth Learning Centre in Al Shahaniya as part of its educational program "Wise Workers"** – Estithmar Holding opens its fifth Learning Centre in Al Shahaniya as part of its educational program "Wise Workers" designed to provide the company's workforce with new skills for the changing job market in Qatar. The program intends to contribute to the steady growth of the services sector in preparation for FIFA World Cup Qatar 2022™. Elegancia Resources, a subsidiary of Estithmar Holding, developed Wise Workers in response to the company's vision of creating a brighter future from Qatar to the world. The program includes both theoretical and practical training, such as English lessons, hospitality, catering, facility management services, and career development counselling, to ensure that workers have the necessary skill set to transition into new careers. The Wise Workers program began its first cohort with 240 participants in April. Four training centres have also been set-up inside the workers' accommodation making it easier for participants to access the educational facility. There are now five training centres that train up to 600 workers daily. Henrik Christiansen, Estithmar Holding Q.P.S.C. Group CEO visited Al Shahaniya training centre to officially open the facility. He spoke with workers enrolled on learning courses to understanding how they are benefitting from the courses. "Estithmar understands that we have a role to play in transforming human capital and supporting skill development through the Wise Workers program that will help our workers to thrive in a rapidly changing environment," said Christiansen. "An individual's achievement of advanced learning reflects discipline, commitment, and determination, and Estithmar ensures that our employees leverage their individual value. As the future is fast unfolding, we are preparing our workforce to enhance their skills and career development through the company's commitment to education" he added. Estithmar Holding is stepping up its efforts to support the explosive growth in tourism, entertainment, and healthcare as part of Qatar National Vision 2030. Through its 30,000 strong workforce and vibrant network of businesses across many sectors, the Group is venturing into new investment areas that will raise human capital. (QSE)

- **QFBQ Extension of the period for sale of unsubscribed shares** – Qatar First Bank announced that the sale period of the unsubscribed shares pertaining to its rights issue has been extended by an additional 25 working days following the receipt of regulatory approval. The share sale period will now conclude on August 21st, 2022. (QSE)
- **Qatar Airways wins ‘Airline of the Year’ award** – Qatar Airways has again taken the top prize at the AirlineRatings Awards by securing the prestigious ‘Airline of the Year’ award in addition to being named ‘Best Airline in the Middle East’ and also taking home the ‘Best Business Class’ award. This is the second year running that Qatar Airways has scooped the top prize and the fourth year in a row to take home the ‘Best Business Class’ award. The AirlineRatings ‘Airline of the Year’ award acknowledges the best that aviation has to offer, with a focus on product innovation, a strong route network and overall safety. All AirlineRatings awards are given based on strict assessment criteria put together by industry professionals with extensive expertise and experience in the aviation field. The award-winning Qsuite, a patented Qatar Airways product, offers a First Class experience in the Business Class cabin. Qsuite features the industry’s first-ever double bed in Business Class, as well as privacy panels that stow away, allowing passengers in adjoining seats to create their own private room and maintain social distancing, a first of its kind in the industry. (Peninsula Qatar)

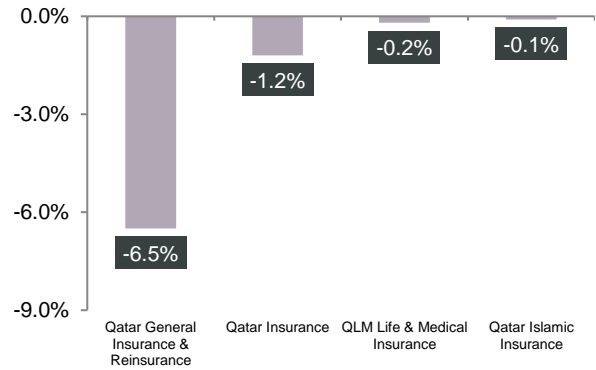
Qatar Stock Exchange

Top Gainers



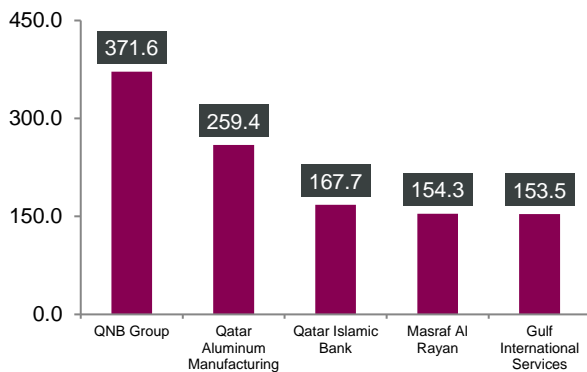
Source: Qatar Stock Exchange (QSE)

Top Decliners



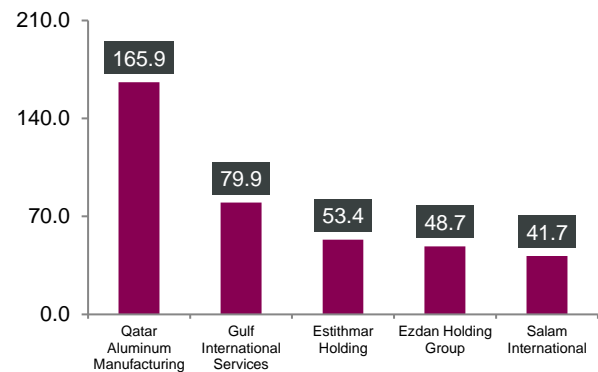
Source: Qatar Stock Exchange (QSE)

Most Active Shares by Value (QR Million)



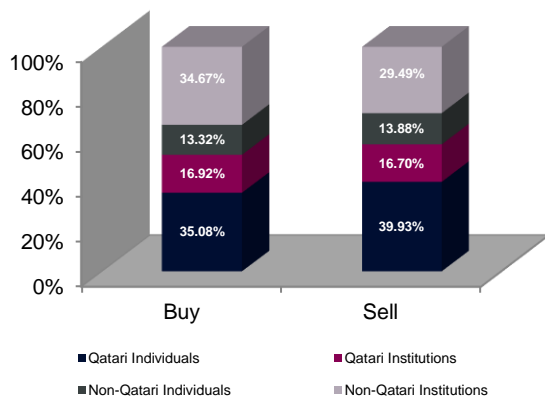
Source: Qatar Stock Exchange (QSE)

Most Active Shares by Volume (Million)



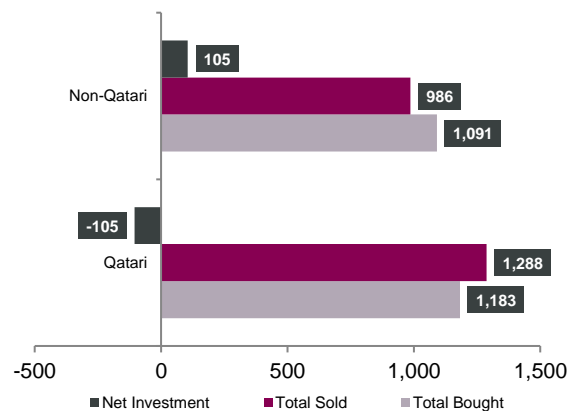
Source: Qatar Stock Exchange (QSE)

Investor Trading Percentage to Total Value Traded



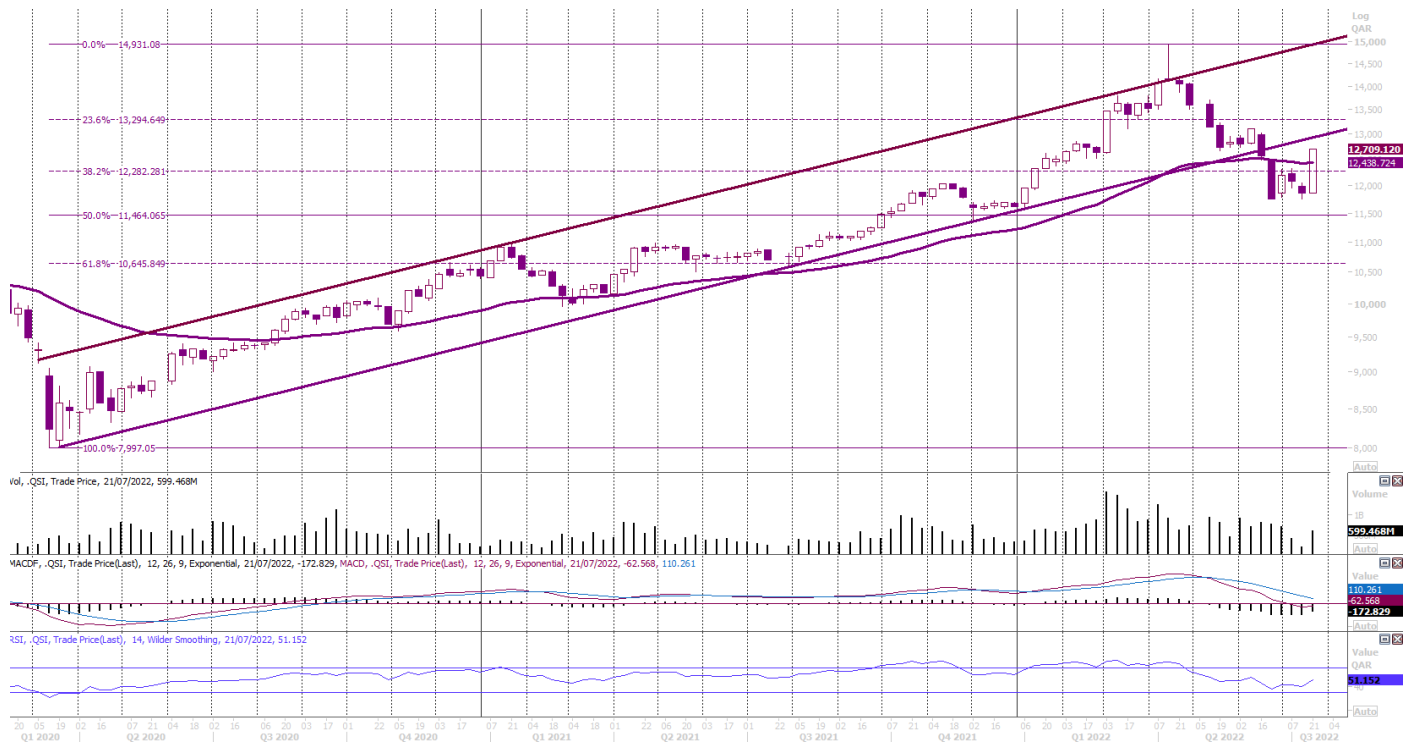
Source: Qatar Stock Exchange (QSE)

Net Traded Value by Nationality (QR Million)



Source: Qatar Stock Exchange (QSE)

TECHNICAL ANALYSIS OF THE QSE INDEX



Source: Bloomberg

The QE index closed higher by 7.09% from the week before; it ended at 12,709.12. The Index almost reached the 50% Fibonacci retracement, and bounced off that level. The Index will be testing the 13,000-13,100 resistance levels against the recent uptick, and the 11,500 level remains to be a support.

DEFINITIONS OF KEY TERMS USED IN TECHNICAL ANALYSIS

RSI (Relative Strength Index) indicator – RSI is a momentum oscillator that measures the speed and change of price movements. The RSI oscillates between 0 to 100. The index is deemed to be overbought once the RSI approaches the 70 level, indicating that a correction is likely. On the other hand, if the RSI approaches 30, it is an indication that the index may be getting oversold and therefore likely to bounce back.

MACD (Moving Average Convergence Divergence) indicator – The indicator consists of the MACD line and a signal line. The divergence or the convergence of the MACD line with the signal line indicates the strength in the momentum during the uptrend or downtrend, as the case may be. When the MACD crosses the signal line from below and trades above it, it gives a positive indication. The reverse is the situation for a bearish trend.

Candlestick chart – A candlestick chart is a price chart that displays the high, low, open, and close for a security. The 'body' of the chart is portion between the open and close price, while the high and low intraday movements form the 'shadow'. The candlestick may represent any time frame. We use a one-day candlestick chart (every candlestick represents one trading day) in our analysis.

Doji candlestick pattern – A Doji candlestick is formed when a security's open and close are practically equal. The pattern indicates indecisiveness, and based on preceding price actions and future confirmation, may indicate a bullish or bearish trend reversal.

Shooting Star/Inverted Hammer candlestick patterns – These candlestick patterns have a small real body (open price and close price are near to each other), and a long upper shadow (large intraday movement on the upside). The Shooting Star is a bearish reversal pattern that forms after a rally. The Inverted Hammer looks exactly like a Shooting Star, but forms after a downtrend. Inverted Hammers represent a potential bullish trend reversal.

Company Name	Price July 21	% Change WTD	% Change YTD	Market Cap. QR Million	TIM P/E	P/B	Div. Yield
Qatar National Bank	20.42	7.53	1.14	188,608	14.7	2.3	2.7
Qatar Islamic Bank	25.00	8.70	36.39	59,073	16.5	2.8	2.3
Commercial Bank of Qatar	6.91	6.14	2.39	27,967	13.1	1.6	2.3
Doha Bank	2.52	5.17	(21.13)	7,826	14.3	0.8	3.0
Al Ahli Bank	4.00	0.76	9.66	10,205	14.7	1.6	3.6
Qatar International Islamic Bank	11.63	5.82	26.28	17,604	19.5	2.8	3.2
Masraf Al Rayan	3.96	2.25	(14.72)	36,800	21.9	1.5	4.3
Qatar First Bank	1.16	1.67	(26.10)	1,298	6.1	1.4	N/A
National Leasing	0.86	7.49	(8.40)	426	1021.4	0.6	N/A
Dlala Holding	1.49	8.58	20.99	424	18.6	1.8	N/A
Qatar & Oman Investment	0.71	1.14	(12.78)	224	148.5	0.8	1.4
Islamic Holding Group	5.67	11.22	43.78	321	28.6	2.2	0.9
Banking and Financial Services				350,775			
Zad Holding	18.00	2.86	13.17	4,927	26.8	3.1	3.4
Qatar German Co. for Medical Devices	1.43	3.86	(55.16)	165	134.1	5.0	N/A
Salam International Investment	0.84	6.97	3.05	965	18.3	0.6	N/A
Baladna	1.72	12.65	18.96	3,268	28.3	1.4	3.1
Medicare Group	6.95	1.00	(18.23)	1,956	23.7	1.9	25.9
Qatar Cinema & Film Distribution	3.65	10.11	2.82	229	76.5	1.6	1.6
Qatar Fuel	17.71	4.85	(3.12)	17,608	18.0	2.0	4.3
Qatar Meat and Livestock	2.84	3.35	(20.92)	512	N/A	2.0	N/A
Mannai Corp.	8.19	7.82	72.58	3,738	14.6	1.7	3.7
Al Meera Consumer Goods	17.75	2.42	(9.44)	3,550	18.6	2.5	5.1
Consumer Goods and Services				36,917			
Qatar Industrial Manufacturing	3.56	1.08	15.83	1,690	11.3	1.0	3.4
Qatar National Cement	4.86	2.19	(4.78)	3,174	13.6	1.1	6.2
Industries Qatar	15.99	8.85	3.23	96,740	10.3	2.7	6.3
Qatari Investors Group	1.99	5.31	(10.59)	2,468	10.4	0.8	5.0
Qatar Electricity and Water	18.14	1.57	9.28	19,954	14.6	1.5	4.4
Aamal	1.16	8.60	7.20	7,321	23.4	1.0	4.3
Gulf International Services	1.96	13.01	13.93	3,633	25.3	1.1	N/A
Mesaieed Petrochemical Holding	2.72	5.84	30.14	34,172	17.8	2.1	4.0
Invesment Holding Group	1.79	12.41	45.89	6,103	55.6	1.7	N/A
Qatar Aluminum Manufacturing	1.59	8.17	(11.83)	8,861	9.3	1.4	5.0
Industrials				184,115			
Qatar Insurance	2.37	(1.25)	(13.82)	7,741	15.8	1.0	4.2
QLM Life & Medical Insurance	5.29	(0.19)	4.75	1,852	17.0	3.4	4.2
Doha Insurance	2.10	2.94	9.38	1,050	12.6	0.9	5.7
Qatar General Insurance & Reinsurance	1.86	(6.49)	(7.00)	1,628	15.5	0.3	N/A
Al Khaleej Takaful Insurance	3.11	2.27	(13.64)	794	20.4	1.5	2.4
Qatar Islamic Insurance	8.31	(0.11)	3.89	1,247	15.1	2.8	4.8
Insurance				14,310			
United Development	1.49	6.80	(3.12)	5,283	14.6	0.5	3.7
Barwa Real Estate	3.61	6.46	17.94	14,044	12.2	0.7	4.8
Ezdan Real Estate	1.02	7.15	(24.01)	27,029	399.6	0.8	N/A
Mazaya Qatar Real Estate Development	0.81	6.30	(11.96)	938	N/A	0.9	N/A
Real Estate				47,293			
Ooredoo	8.72	11.08	24.22	27,932	53.9	1.2	3.4
Vodafone Qatar	1.66	4.65	(0.18)	7,034	19.2	1.6	3.6
Telecoms				34,966			
Qatar Navigation (Milaha)	10.25	16.54	34.20	11,646	14.7	0.8	2.9
Gulf Warehousing	4.34	6.63	(4.36)	254	11.0	1.2	2.3
Qatar Gas Transport (Nakilat)	4.10	5.23	24.33	22,732	16.0	2.4	2.9
Transportation				34,632			
Qatar Exchange				705,297			

Contacts

QNB Financial Services Co. W.L.L.
Contact Center: (+974) 4476 6666
info@qnbfs.com.qa
Doha, Qatar

Saugata Sarkar, CFA, CAIA
Head of Research
saugata.sarkar@qnbfs.com.qa

Shahan Keushgerian
Senior Research Analyst
shahan.keushgerian@qnbfs.com.qa

Disclaimer and Copyright Notice: This publication has been prepared by QNB Financial Services Co. W.L.L. ("QNBFS") a wholly-owned subsidiary of Qatar National Bank (Q.P.S.C.). QNB FS is regulated by the Qatar Financial Markets Authority and the Qatar Exchange. Qatar National Bank (Q.P.S.C.) is regulated by the Qatar Central Bank. This publication expresses the views and opinions of QNBFS at a given time only. It is not an offer, promotion or recommendation to buy or sell securities or other investments, nor is it intended to constitute legal, tax, accounting, or financial advice. QNBFS accepts no liability whatsoever for any direct or indirect losses arising from use of this report. Any investment decision should depend on the individual circumstances of the investor and be based on specifically engaged investment advice. We therefore strongly advise potential investors to seek independent professional advice before making any investment decision. Although the information in this report has been obtained from sources that QNBFS believes to be reliable, we have not independently verified such information and it may not be accurate or complete. QNBFS does not make any representations or warranties as to the accuracy and completeness of the information it may contain, and declines any liability in that respect. For reports dealing with Technical Analysis, expressed opinions and/or recommendations may be different or contrary to the opinions/recommendations of QNBFS Fundamental Research as a result of depending solely on the historical technical data (price and volume). QNBFS reserves the right to amend the views and opinions expressed in this publication at any time. It may also express viewpoints or make investment decisions that differ significantly from, or even contradict, the views and opinions included in this report. This report may not be reproduced in whole or in part without permission from QNBFS.

COPYRIGHT: No part of this document may be reproduced without the explicit written permission of QNBFS.