

### Market Review and Outlook

The Qatar Stock Exchange (QSE) Index edged up by 22.24 points or 0.2% during the week to close at 9,633.04. Market capitalization was marginally higher at QR560.3 billion (bn) from QR560.1bn at the end of the previous trading week. Of the 52 traded companies, 27 ended the week higher, 24 ended lower and one was unchanged. Qatari German Company for Medical Devices (QGMD) was the best performing stock for the week, surging 21.7%. Whereas, Estithmar Holding (IGRD) was the worst performing stock for the week, moving down 4.3%.

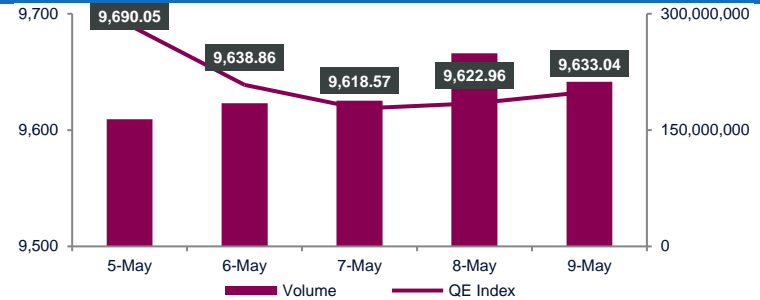
Nakilat (QGTS), Barwa Real Estate Company (BRES) and Commercialbank (CBQK) were the main contributors to the weekly index gain. QGTS and BRES added 25.35 and 15.76 points to the index, respectively. Further, CBQK added another 12.92 points.

Traded value during the week soared 24.2% to QR2,670.2mn from QR2,150.3mn in the prior trading week. Dukhan Bank (DUBK) was the top value traded stock during the week with total traded value of QR355.8mn.

Traded volume shot up 31.1% to 998.0mn shares compared with 761.5mn shares in the prior trading week. The number of transactions went up 18.1% to 86,775 vs 73,495 in the prior week. Qatari German Company for Medical Devices (QGMD) was the top volume traded stock during the week with total traded volume of 146.4mn shares.

Foreign institutions turned bearish, ending the week with net selling of QR65.1mn vs. net buying of QR57.4mn in the prior week. Qatari institutions remained bullish with net buying of QR28.7mn vs. net buying of QR6.2mn in the week before. Foreign retail investors ended the week with net buying of QR20.6mn vs. net selling of QR14.1mn in the prior week. Qatari retail investors recorded net buying of QR15.8mn vs. net selling of QR49.4mn the week before. YTD (as of Today's closing), global foreign institutions were net buyers by \$115.5mn, while GCC institutions were net sellers of Qatari stocks by \$146.0mn.

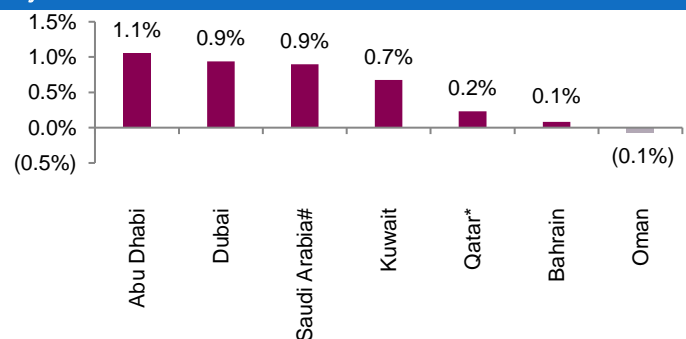
QSE Index and Volume



Market Indicators	Week ended. May 09, 2024	Week ended. May 02, 2024	Chg. %
Value Traded (QR mn)	2,670.2	2,150.3	24.2
Exch. Market Cap. (QR mn)	560,306.5	560,125.0	0.0
Volume (mn)	998.0	761.5	31.1
Number of Transactions	86,775	73,495	18.1
Companies Traded	52	52	0.0
Market Breadth	27:24	21:30	-

Market Indices	Close	WTD%	MTD%	YTD%
Total Return	21,666.64	0.2	(1.0)	(6.8)
ALL Share Index	3,379.31	0.2	(0.9)	(6.9)
Banks and Financial Services	3,994.52	(0.1)	(1.2)	(12.8)
Industrials	3,994.16	(1.3)	(2.3)	(3.0)
Transportation	5,020.74	3.5	1.8	17.2
Real Estate	1,648.98	6.1	6.0	9.8
Insurance	2,343.60	(1.1)	(2.8)	(11.0)
Telecoms	1,565.80	(0.6)	(2.0)	(8.2)
Consumer Goods & Services	7,372.20	1.3	1.0	(2.7)
Al Rayan Islamic Index	4,598.72	(0.0)	(1.4)	(3.5)

Weekly Index Performance



Regional Indices	Close	WTD%	MTD%	YTD%	Weekly Exchange Traded Value (\$ mn)	Exchange Mkt. Cap. (\$ mn)	TTM P/E**	P/B**	Dividend Yield
Qatar*	9,633.04	0.2	(1.0)	(11.1)	733.27	153,692.1	10.8	1.3	4.9
Dubai	4,179.74	0.9	0.6	3.0	386.64	191,978.8	8.1	1.3	5.7
Abu Dhabi	9,119.23	1.1	0.6	(4.8)	1,132.28	701,441.7	18.4	2.7	2.2
Saudi Arabia#	12,460.11	0.9	0.5	4.1	9,176.28	2,871,262.2	22.6	2.6	3.2
Kuwait	7,081.05	0.7	0.4	3.9	828.98	148,851.1	15.9	1.4	3.3
Oman	4,769.96	(0.1)	(0.3)	5.7	37.71	24,210.8	12.4	0.9	5.6
Bahrain	2,030.26	0.1	0.1	3.0	68.00	21,287.0	7.7	0.8	8.3

Source: Bloomberg, country exchanges and Zawya (\*\* Trailing Twelve Months; \* Value traded (\$ mn) do not include special trades, if any; #Data as of May 08, 2024)

- QatarEnergy and Nakilat sign a long-term agreement to charter and operate nine QC-Max LNG vessels** - Qatar Gas Transport Company Limited (Nakilat) announces the signing of a long-term agreement to charter and operate nine QC-Max class LNG vessels, as part of QatarEnergy's program to expand its fleet of LNG carriers. The agreement was signed by His Excellency Mr. Saad Sherida Al-Kaabi, the Minister of State for Energy Affairs, President and CEO of QatarEnergy, and Mr. Abdullah bin Fadhlah Al-Sulaiti, CEO of Nakilat during a special signing ceremony at QatarEnergy's headquarters today. Commenting on this occasion, HE Minister Al-Kaabi said: "We are very proud to have Qatar's flagship LNG shipping and maritime champion join a list of world-class shipowners to operate our state-of-the-art QC-Max LNG vessels - the largest ever built. There is no doubt that this is another testament to Nakilat's significant capabilities." On his part, Mr. Al-Sulaiti, CEO of Nakilat, said: "We are proud of our partnership, and of being selected, once again, by QatarEnergy as a partner in its historic fleet expansion project. Through this partnership, we aim to enhance value in the LNG transportation market as active enablers in meeting the requirements of the North Field expansion projects. We are fully committed to adopting the latest technologies and expertise to ensure that these vessels are operated according to the highest standards of safety, environmental sustainability, and reliability." These nine (QC-Max) vessels, each with a capacity of 271,000 cubic meters, will be 100% owned and operated by Nakilat and chartered to affiliates of QatarEnergy. The vessels will be built in China at Hudong-Zhonghua shipyards, reflecting top-notch craftsmanship and technology. They are part of QatarEnergy's historic program to support its LNG production expansion capacity from the North Field. This signing follows QatarEnergy's recent agreements with Nakilat for the ownership and operation of 25 conventional-size LNG vessels. The current agreement includes the charter and operation of nine additional QC-Max vessels, thereby increasing the total number of LNG vessels secured by Nakilat to 34. (QSE)
- United Development Company announces its conditional acceptance for Qatar Investment Authority (QIA) offer to buy 40% of UDC share in Qatar Cooling District Company "Qatar Cool"** - United Development Company announces in regard to "UDC" previous disclosure related to receiving a conditional offer from Qatar Investment Authority (QIA) on 11 December 2023 to buy 40% of UDC Share in Qatar Cooling District Company "Qatar Cool" for the amount of 800mn Qatari Riyals. its conditional acceptance of the mentioned above offer, while taking into consideration all the relevant laws and, regulations and the applicable procedures set out in the Companies Law No (11) for the year 2015 and its amendments in Law No (8) for the year 2021 & in the Governance Code for Companies & Legal Entities Listed on the Main Market. (QSE)
- Global Finance: Qatar ranks fifth among richest countries** - Qatar has been listed as the fifth richest country in the world by Global Finance (See Table below), according to a report released last week. The report highlighted Qatar's economic resilience, despite fluctuations in oil prices and the challenges posed by the COVID-19 pandemic.

Country	GDP Per Capita (Current International Dollars)
Luxembourg	143,743
Macao SAR	134,141
Ireland	133,895
Singapore	133,737
<b>Qatar</b>	<b>112,283</b>
UAE	96,846
Switzerland	91,932
San Marino	86,989
US	85,373
Norway	82,832

Qatar's per-capita Gross domestic product (GDP) has steadily increased, reaching over \$143,000 in 2014 before experiencing a significant decline. However, in recent years, it has been gradually rising, increasing by approximately \$10,000 annually. "Still, Qatar's oil, gas and petrochemical reserves are so large and its population so small—just 3mn—that this marvel of ultramodern architecture, luxury shopping malls and fine cuisine has managed to stay atop the list of the world's richest nations for 20 years." The report explained that although Qatar faced challenges during the pandemic, including a rapid spread of COVID-19, the economy has proven resilient. It also said that: "Qatar also suffered from the disruption in global trade caused by the war in Ukraine. Later on, the conflict in Gaza sparked renewed fears and uncertainty across the Middle East." Despite falling energy prices and disruptions in global trade, Qatar's economy is projected to grow by around 2% in 2024 and 2025. "Still, until now, the economy has proven to be sufficiently resilient." Moreover, Global Finance said that Qatar's economic success is attributed to its National Vision 2030, which aims to broaden the economic base by encouraging private investment across various sectors. The government has successfully attracted investment in tourism, infrastructure, financial services, and information and communications technology. Qatar allows up to 100% foreign ownership of businesses in most sectors, further promoting economic growth. "Qatar has also cemented its status as a cornerstone of stability and a champion of diplomacy in a volatile region." The total GDP in 2023 amounted to \$220bn, with a GDP Per Capita (Current International Dollars) of \$112,283. (Global Finance and Peninsula Qatar)

- Amir establishes National Planning Council, replacing PSA** - Amir HH Sheikh Tamim bin Hamad Al Thani issued yesterday Amiri Decision No. 13 of 2024 establishing National Planning Council. The decision is effective starting from its date of issue and is to be published in the official gazette. The Amir also issued the Amiri Decision No. 14 of 2024 yesterday, forming the National Planning Council. The decision stipulated that the National Planning Council be headed by the Prime Minister, with the Minister of Finance as Vice-President, and the membership of Minister of Environment and Climate Change, Minister of Education and Higher Education, Minister of Commerce and Industry, Minister of Labor, Minister of Communications and Information Technology, Minister of Municipality, Minister of State for Energy Affairs, Minister of State for Cabinet Affairs and Secretary-General of the National Planning

Council. The president of the council may add representatives of other parties concerned to the council's membership. The decision is effective starting from the date of issue and is to be published in the official gazette. HH Amir also issued Decision No. 15 of 2024, appointing HE Abdulaziz bin Nasser bin Mubarak Al Khalifa as Secretary-General of the National Planning Council. The decision is effective starting from its date of issue and is to be published in the official gazette. Meanwhile, the General Secretariat of the Council of Ministers heralded the significance of Amiri Decision No. 13 of 2024, which established the National Planning Council. This landmark decision marks the onset of a new era in Qatar's strategic and developmental planning, aligning the nation with the ongoing renaissance across diverse sectors. In its statement commemorating the establishment of the council, the General Secretariat underscored the pivotal role this institution will play in steering Qatar's strategic trajectory. With the advent of the council, strategic foresight will be augmented, equipped with a comprehensive, forward-looking vision and sophisticated strategic acumen that mirrors the rapid global developments. This initiative is rooted in robust scientific planning and a profound understanding of the imperatives for progress and advancement across various domains. The General Secretariat elucidated the objectives, competencies, and authority of the Council, which replaces the Planning and Statistics Authority (PSA). Its mandate encompasses crafting and refining national development visions, strategies, and plans, overseeing their implementation post-approval, and ensuring the realization of the Qatar National Vision 2030. Additionally, the council is tasked with formulating a holistic vision for successive development phases, in coordination with relevant stakeholders, and supervising its execution. It will monitor the execution of the third national development strategy (2024-2030), draft national development strategies, and scrutinize associated executive plans in collaboration with pertinent authorities, private sector entities, and civil society organizations. In tandem with entities concerned, the council will draft economic development and diversification strategies to bolster Qatar's competitiveness. It will provide technical assistance to entities in crafting strategic and executive plans, approve pertinent drafts, and evaluate progress in national development strategies. The council will also analyse sectoral trends, propose requisite adjustments, and endeavor to position Qatar as a trailblazer in pertinent fields. Furthermore, the council's purview encompasses endorsing proactive plans and risk management frameworks to fortify ministries and governmental agencies against future contingencies, ensuring alignment with forthcoming changes, and monitoring Qatar's standings across international indicators to effectuate enhancements. According to Amiri Decision No. 15 of 2024, the position of Secretary-General of the National Planning Council shall be held by President of the Civil Service and Government Development Bureau, HH Abdulaziz bin Nasser bin Mubarak Al Khalifa. His responsibilities encompass operational, financial, and technical oversight of the council within the parameters of its overarching policy. He shall propose and oversee the implementation of the council's strategic plan, disseminate Qatar's national vision and development strategies to relevant stakeholders, including government agencies, the private sector, and civil society organizations. Pursuing the Amiri Decision, the establishment of the "National Statistics Center" within the General Secretariat of the National Planning Council is mandated. This center is tasked with establishing a comprehensive statistical database for Qatar, serving as the authoritative source for official statistics and spearheading statistical initiatives to fulfil the nation's data requirements. Ministries, governmental agencies, and public entities are enjoined, per the Amiri Decision, to adhere to the policies,

decisions, and directives of the National Planning Council. They are further obligated to furnish the Council's General Secretariat with requisite information and data and collaborate in its areas of expertise. The National Planning Council pledges close collaboration with the General Secretariat of the Council of Ministers and all stakeholders to propel national development towards the realization of the Qatar National Vision 2030. (Peninsula Qatar)

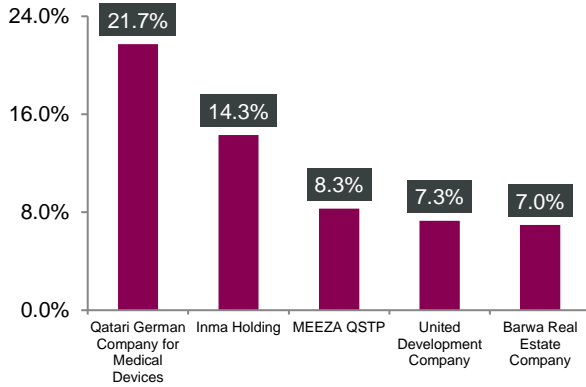
- **Qatar's LNG market poised for huge opportunities with global partners** - Qatar seeks to expand its LNG sales and production capacity by signing agreements and after having partnered with several countries and entities this year. According to a report by Fitch Solutions, Asian countries including China and India creates significant opportunities for the country to expand its sales and production capacity. QatarEnergy's equity share sale to Sinopec and PetroChina in the NFE and NFS projects remarks its long-term strategy to penetrate China's booming industry. China-domiciled firms have inked contracts to import of close to 8 mtpa from the NFE and NFS projects. However, these contracts highlight's Qatar's resilient LNG exports to China, which is estimated to surge by 25 mtpa within the next two years. This represents roughly 32% of the country's current LNG production capacity. The report noted "Besides contracted volumes, Sinopec and PetroChina could lift an additional 0.8 mtpa of equity volumes, either for exports to China or for trading in international markets." On the long-run, China will remain integral to Qatar's LNG development strategy, as demand-side fundamentals in the Asian region's natural gas market remain strong, bolstered by coal-to-gas fuel switching policies and expanding city gas networks. On the other hand, India provides another major market for Qatar, as reports claim that it's appetite for LNG is extending swiftly. Qatar and India's energy ties stand robust, having signed a Sales and Purchase Agreement (SPA) with Petronet LNG in 1999. However, as compared with China's market, Qatar-India LNG trade lags far behind. This year, Qatar renewed an SPA with India's petronet LNG to supply about 7.5mtpa of LNG starting this month. However, China remains the top payer in Qatar's LNG business. "Qatar's LNG trade with India has not been growing rapidly, but India has incentives to import LNG from Qatar, given its geographic proximity and lower shipping costs. Unlike China, Indian companies are not party to Qatari LNG projects and are unlikely to secure long-term SPAs, limiting the potential growth in LNG trade between the two countries," the report says. Meanwhile, India has been keenly anticipating US LNG as an alternative source of supply, but Indian consumers are more likely to import contracted LNG from Qatar, given the geographic proximity and affordable shipping costs. Fitch Solutions further stated: "The largescale expansion of India's LNG import capacity, which is set to rise to around 65 mtpa (88 bcm), could further support Qatar-LNG trade growth. Compared to Europe and China, India will remain a smaller LNG market for Qatar. On the other hand, competition between Qatar and the US in Europe's LNG sector is expected to "heat up" as Qatar aims to secure long-terms LNG SPAs with customers in the European region. "LNG cargoes are expected to be delivered to Shell's Gate LNG terminal in the port of Rotterdam and TotalEnergies' Fos Cavaou LNG receiving terminal in southern France. Based on current export and new supply agreements, Qatar's contracted LNG exports to Europe could rise from 18.7 mtpa in 2023 to 28 mtpa in 2026, closing the gap with US exports. Additional LNG exports to Europe could come from Eni's equity LNG from the NFE project, in which Eni holds a 3.12% stake, equivalent to 1.0 mtpa of LNG production," it added. (Peninsula Qatar)
- **Kahramaa initiative promotes use of solar power** - To boost the renewable energy sector to enhance sustainability and use of clean

energy, Qatar General Electricity and Water Corporation (Kahramaa) is working to promote the use of solar power in the country by introducing incentives for a renewable energy program. The initiative aims to provide accredited solar panels and inverters in the local market enabling consumers to install them at their facilities to use and feed surplus power to the grid. The program is in line with Qatar National Renewable Energy Strategy (QNRES) which aims at increasing renewable power generation to about 4 GW by 2030 to cut carbon footprint. “Now we are in phase 1 of the project. We have started accrediting solar panels and inverters from distributors and manufacturers,” said Director of Production Planning and Business Development, Kahramaa Eng. Abdul Rahman Al Baker. Speaking on a Qatar TV program recently, he said that Kahramaa will open registration for prosumers to apply for net-billing to sell their surplus power. “The accreditation work began in December 2023. We want to have a list of authorized distributors and manufacturers of solar panels and inverters under this initiative,” said Al Baker. He said that all types of customers can benefit from the service. “Under the renewable energy program, we want to open a market for renewable energy by increasing the number of distributors and manufacturers,” said Al Baker. He said that the move will help reduce the electricity bills of consumers and create awareness among them to participate in the initiative. “Now we have a clear strategy and policy for installing solar power systems at facilities including factories and farms,” said Al Baker. “QNRES aims at reducing carbon footprint by diversifying energy sources. Through the strategy, we decided to increase renewable energy to 4 GW, constituting 18% of the general electricity production in the country,” said Al Baker. He said that at present 95% of the electricity in the country is produced through thermal units, that is, gas-powered. In 2022, Al Kharsaah solar power plant was launched and it produces about 700 megawatts, which constitutes 5% of the general production of the energy mix in the country. In preparation for the launch of the distributed renewable energy program, Kahramaa recently announced the start of receiving applications for accredited solar panels and inverters from distributors and manufacturers. (Peninsula Qatar)



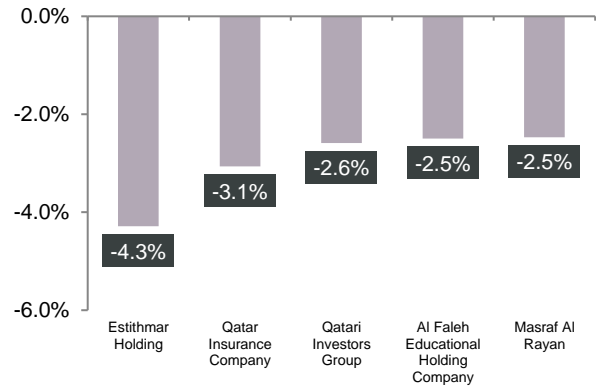
# Qatar Stock Exchange

## Top Gainers



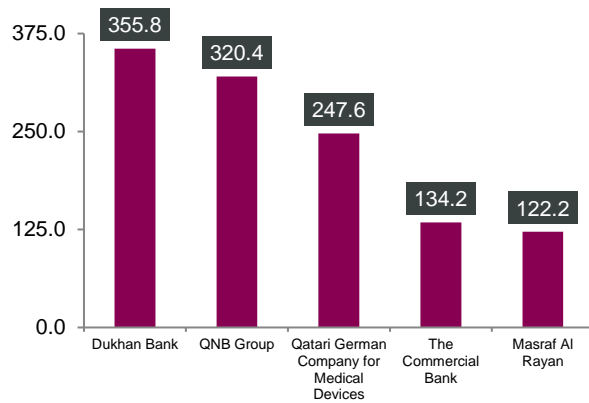
Source: Qatar Stock Exchange (QSE)

## Top Decliners



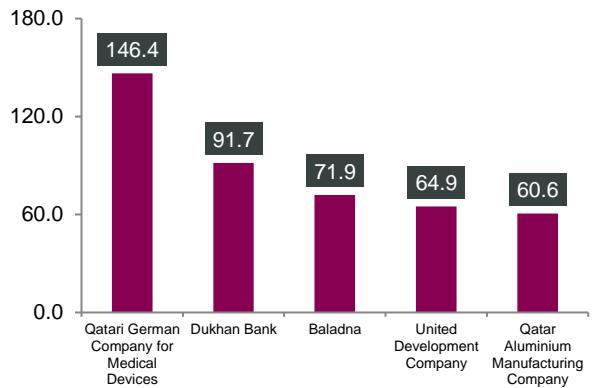
Source: Qatar Stock Exchange (QSE)

## Most Active Shares by Value (QR Million)



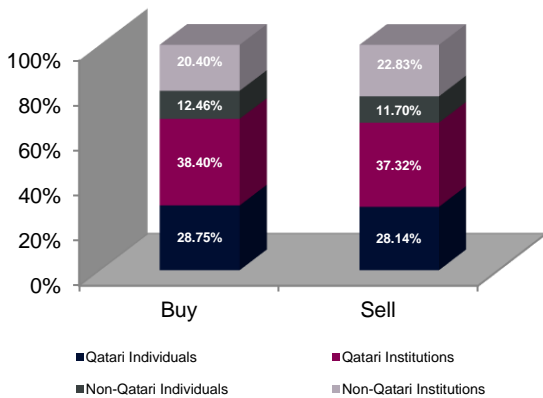
Source: Qatar Stock Exchange (QSE)

## Most Active Shares by Volume (Million)



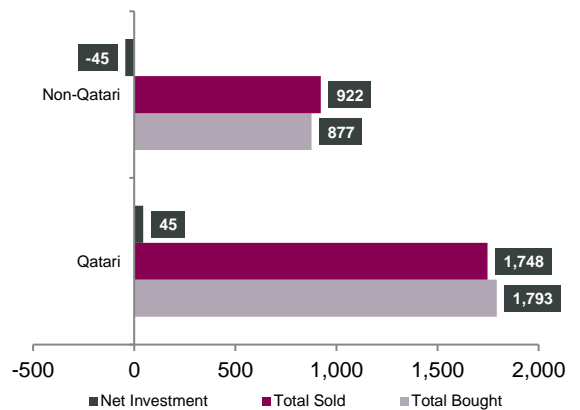
Source: Qatar Stock Exchange (QSE)

## Investor Trading Percentage to Total Value Traded



Source: Qatar Stock Exchange (QSE)

## Net Traded Value by Nationality (QR Million)



Source: Qatar Stock Exchange (QSE)

## TECHNICAL ANALYSIS OF THE QSE INDEX



Source: Bloomberg

The QE index closed flat (+0.23%) for the week; it closed at 9,633.04 points. The QE Index remained below a soft support level (the 9,800 level), which is important to bounce off. It remains below its moving averages, suggesting continuous selling pressure. That said, we might see a bounce from current levels back into the previous box range as the recent candles stick signifies indecision among market participants. If it does not bounce off the current levels, then a move towards the hard support level at the 9,500 is expected. Our major resistance level is at the 11,000 points.

### DEFINITIONS OF KEY TERMS USED IN TECHNICAL ANALYSIS

**RSI (Relative Strength Index) indicator** – RSI is a momentum oscillator that measures the speed and change of price movements. The RSI oscillates between 0 to 100. The index is deemed to be overbought once the RSI approaches the 70 level, indicating that a correction is likely. On the other hand, if the RSI approaches 30, it is an indication that the index may be getting oversold and therefore likely to bounce back.

**MACD (Moving Average Convergence Divergence) indicator** – The indicator consists of the MACD line and a signal line. The divergence or the convergence of the MACD line with the signal line indicates the strength in the momentum during the uptrend or downtrend, as the case may be. When the MACD crosses the signal line from below and trades above it, it gives a positive indication. The reverse is the situation for a bearish trend.

**Candlestick chart** – A candlestick chart is a price chart that displays the high, low, open, and close for a security. The 'body' of the chart is portion between the open and close price, while the high and low intraday movements form the 'shadow'. The candlestick may represent any time frame. We use a one-day candlestick chart (every candlestick represents one trading day) in our analysis.

**Doji candlestick pattern** – A Doji candlestick is formed when a security's open and close are practically equal. The pattern indicates indecisiveness, and based on preceding price actions and future confirmation, may indicate a bullish or bearish trend reversal.

**Shooting Star/Inverted Hammer candlestick patterns** – These candlestick patterns have a small real body (open price and close price are near to each other), and a long upper shadow (large intraday movement on the upside). The Shooting Star is a bearish reversal pattern that forms after a rally. The Inverted Hammer looks exactly like a Shooting Star, but forms after a downtrend. Inverted Hammers represent a potential bullish trend reversal.

Company Name	Price May 09	% Change Weekly	% Change YTD	Market Cap. QR Million	TTM P/E	P/B	Div. Yield
Qatar National Bank	13.92	0.22	(15.79)	128,571	8.8	1.5	4.7
Qatar Islamic Bank	17.60	(1.23)	(18.14)	41,588	10.1	1.7	4.1
Commercial Bank of Qatar	4.10	2.47	(33.87)	16,594	5.8	0.9	6.1
Doha Bank	1.43	(1.85)	(21.64)	4,446	5.6	0.4	5.2
Al Ahli Bank	3.70	(0.54)	2.15	9,439	11.7	1.3	6.8
Qatar International Islamic Bank	10.50	2.34	(1.78)	15,894	14.7	2.2	4.3
Masraf Al Rayan	2.37	(2.47)	(10.73)	22,041	15.4	1.0	4.2
Lesha Bank	1.33	2.79	0.23	1,485	13.7	1.2	N/A
National Leasing	0.69	(0.15)	(5.62)	340	21.1	0.5	4.4
Dlala Holding	1.29	2.79	(2.27)	246	99.2	1.3	N/A
Qatar & Oman Investment	0.87	3.45	(8.52)	274	N/A	1.2	N/A
Islamic Holding Group	4.43	14.31	6.92	251	19.8	1.6	1.1
Dukhan Bank	3.83	(0.73)	(3.60)	20,057	16.2	1.5	4.2
<b>Banking and Financial Services</b>				<b>261,226</b>			
Zad Holding	13.19	(0.83)	(2.30)	3,791	19.5	2.7	5.0
Qatar German Co. for Medical Devices	1.76	21.74	21.57	204	224.2	5.6	N/A
Salam International Investment	0.64	1.58	(5.71)	736	16.0	0.5	4.7
Baladna	1.34	(0.59)	9.23	2,542	18.4	1.1	5.2
Medicare Group	4.04	1.61	(26.42)	1,137	17.1	1.1	5.4
Qatar Cinema & Film Distribution	3.00	0.00	3.45	188	40.0	1.4	2.3
Qatar Fuel	14.69	1.31	(11.40)	14,606	14.5	1.7	6.1
Widam Food	2.31	5.18	(1.95)	417	N/A	2.6	N/A
Mannai Corp.	4.05	4.60	(3.64)	1,847	N/A	1.8	6.2
Al Meera Consumer Goods	13.00	(0.38)	(5.73)	2,678	14.3	1.6	6.5
Mekdam Holding Group	3.76	(2.01)	(6.31)	475	12.8	3.2	N/A
Meeza QSTP	3.70	8.29	28.90	2,400	N/A	3.3	2.2
Al Faleh Education Holding	0.70	(2.50)	(17.00)	169	14.0	0.7	4.4
<b>Consumer Goods and Services</b>				<b>31,189</b>			
Qatar Industrial Manufacturing	2.56	(1.50)	(14.63)	1,217	7.9	0.7	5.1
Qatar National Cement	3.58	(0.94)	(9.40)	2,337	12.1	0.8	8.4
Industries Qatar	12.01	(1.96)	(8.18)	72,661	15.0	2.0	6.5
Qatari Investors Group	1.54	(2.59)	(6.15)	1,917	10.9	0.6	9.7
Qatar Electricity and Water	15.01	(0.46)	(20.16)	16,511	11.0	1.1	5.7
Aamal	0.77	(0.51)	(8.52)	4,870	13.0	0.6	N/A
Gulf International Services	2.88	2.56	4.53	5,360	10.9	1.4	5.2
Mesaieed Petrochemical Holding	1.79	(1.27)	0.11	22,488	22.4	1.4	4.8
Estithmar Holding	2.01	(4.29)	(4.11)	6,839	19.0	1.4	N/A
Qatar Aluminum Manufacturing	1.36	(0.44)	(2.71)	7,600	17.4	1.2	5.1
<b>Industrials</b>				<b>141,799</b>			
Qatar Insurance	2.15	(3.06)	(16.91)	7,029	13.8	1.2	4.6
QLM Life & Medical Insurance	1.96	2.35	(21.53)	686	9.3	1.1	6.4
Doha Insurance	2.54	5.09	6.28	1,270	8.2	1.0	6.9
Qatar General Insurance & Reinsurance	1.07	4.19	(27.21)	936	N/A	0.3	N/A
Al Khaleej Takaful Insurance	2.50	0.52	(15.79)	638	9.9	1.1	4.8
Qatar Islamic Insurance	8.27	(1.58)	(7.10)	1,240	7.9	2.3	6.0
Damaan Islamic Insurance Company	3.79	0.82	(4.96)	758	10.4	1.6	4.7
<b>Insurance</b>				<b>12,558</b>			
United Development	1.19	7.30	11.74	4,214	10.9	0.4	4.6
Barwa Real Estate	3.00	6.96	3.49	11,654	9.5	0.5	6.0
Ezdan Real Estate	0.81	0.37	(6.18)	21,353	205.2	0.6	N/A
Mazaya Qatar Real Estate Development	0.65	0.62	(10.24)	649	25.3	0.6	3.9
<b>Real Estate</b>				<b>37,870</b>			
Ooredoo	9.90	(0.55)	(13.14)	31,718	10.7	1.2	5.6
Vodafone Qatar	1.68	(0.89)	(12.17)	7,080	12.7	1.5	6.6
<b>Telecoms</b>				<b>38,798</b>			
Qatar Navigation (Milaha)	10.56	2.03	8.87	11,998	11.6	0.7	3.6
Gulf Warehousing	3.35	1.42	6.86	196	9.6	0.8	3.3
Qatar Gas Transport (Nakilat)	4.13	4.80	17.30	22,876	14.5	1.9	3.4
<b>Transportation</b>				<b>35,070</b>			
<b>Qatar Exchange</b>				<b>560,307</b>			

Source: Bloomberg

## **Contacts**

QNB Financial Services Co. W.L.L. Contact  
Center: (+974) 4476 6666  
[info@qnbfs.com.qa](mailto:info@qnbfs.com.qa)  
Doha, Qatar

Saugata Sarkar, CFA, CAIA  
Head of Research  
[saugata.sarkar@qnbfs.com.qa](mailto:saugata.sarkar@qnbfs.com.qa)

Shahan Keushgerian  
Senior Research Analyst  
[shahan.keushgerian@qnbfs.com.qa](mailto:shahan.keushgerian@qnbfs.com.qa)

Phibion Makuwerere, CFA  
Senior Research Analyst  
[phibion.makuwerere@qnbfs.com.qa](mailto:phibion.makuwerere@qnbfs.com.qa)

Roy Thomas  
Senior Research Analyst  
[roy.thomas@qnbfs.com.qa](mailto:roy.thomas@qnbfs.com.qa)

Dana Saif Al Sowaidi  
Research Analyst  
[dana.alsowaidi@qnbfs.com.qa](mailto:dana.alsowaidi@qnbfs.com.qa)

**Disclaimer and Copyright Notice:** This publication has been prepared by QNB Financial Services Co. W.L.L. ("QNBFS") a wholly-owned subsidiary of Qatar National Bank (Q.P.S.C.). QNB FS is regulated by the Qatar Financial Markets Authority and the Qatar Exchange. Qatar National Bank (Q.P.S.C.) is regulated by the Qatar Central Bank. This publication expresses the views and opinions of QNBFS at a given time only. It is not an offer, promotion or recommendation to buy or sell securities or other investments, nor is it intended to constitute legal, tax, accounting, or financial advice. QNBFS accepts no liability whatsoever for any direct or indirect losses arising from use of this report. Any investment decision should depend on the individual circumstances of the investor and be based on specifically engaged investment advice. We therefore strongly advise potential investors to seek independent professional advice before making any investment decision. Although the information in this report has been obtained from sources that QNBFS believes to be reliable, we have not independently verified such information and it may not be accurate or complete. QNBFS does not make any representations or warranties as to the accuracy and completeness of the information it may contain, and declines any liability in that respect. For reports dealing with Technical Analysis, expressed opinions and/or recommendations may be different or contrary to the opinions/recommendations of QNBFS Fundamental Research as a result of depending solely on the historical technical data (price and volume). QNBFS reserves the right to amend the views and opinions expressed in this publication at any time. It may also express viewpoints or make investment decisions that differ significantly from, or even contradict, the views and opinions included in this report. This report may not be reproduced in whole or in part without permission from QNBFS.

**COPYRIGHT:** No part of this document may be reproduced without the explicit written permission of QNBFS.