

Market Review and Outlook

The Qatar Stock Exchange (QSE) Index shed 106.65 points or 0.9% during the week to close at 12,084.65. Market capitalization edged lower by 1.7% to QR672.10 billion (bn) compared with QR684.0bn at the end of the previous trading week. Of the 46 traded companies, 34 ended the week lower, while 12 ended higher. Qatar German for Medical Devices (QGMD) was the worst performing stock for the week declining 9.2%. On the other hand, Qatar Islamic Bank (QIBK) was the best performing stock for the week, climbing 5.7%.

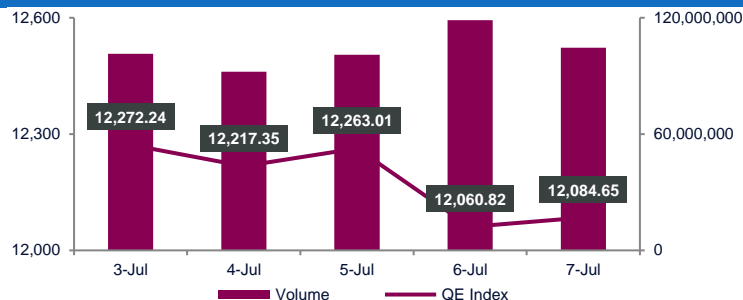
QNB Group (QNBK), Industries Qatar (IQCD), and Masraf Al Rayan (MARK), and were the primary contributors to the weekly index decline. QNBK and IQCD removed 65.92 and 56.51 points from the index, respectively. Further, MARK dropped another 40.0 points from the index.

Traded value during the week fell by 37.1% to QR1,705.4mn from QR2,709.5mn in the prior trading week. QNB Group (QNBK) was the top value traded stock during the week with total traded value of QR251.7mn.

Traded volume declined by 40.7% to 517.9mn shares vs 873.2mn shares in the prior trading week. The number of transactions declined by 20.1% to 61,065 vs 76,428 in the prior week. Qatar Aluminum Manufacturing (QAMC) was the top volume traded stock during the week with total traded volume of 84.8mn shares.

Foreign institutions remained bullish, ending the week with net buying of QR103.1mn vs. net buying of QR233.9mn in the prior week. Qatari institutions remained negative with net selling of QR46.4mn vs. net selling of QR274.8mn in the week before. Foreign retail investors ended the week with net selling of QR10.2mn vs. net selling of QR8.6mn in the prior week. Qatari retail investors turned bearish with net selling of QR46.6mn vs. net buying of QR49.5mn the week before. YTD (as of Today's closing), foreign institutions were net buyers of \$3.51bn.

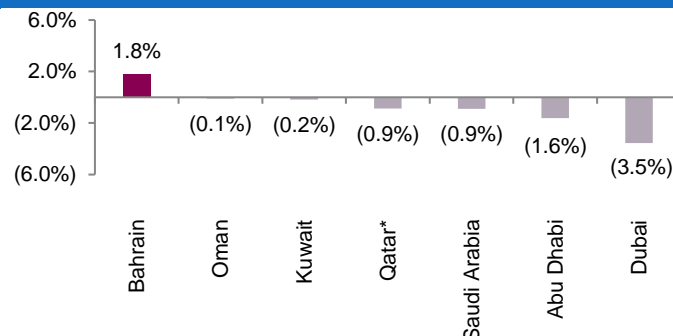
QSE Index and Volume



Market Indicators	Week ended July 07, 2022	Week ended June 30, 2022	Chg. %
Value Traded (QR mn)	1,705.4	2,709.4	(37.1)
Exch. Market Cap. (QR mn)	672,056.0	684,020.2	(1.7)
Volume (mn)	517.9	873.2	(40.7)
Number of Transactions	61,065	76,428	(20.1)
Companies Traded	46	46	0.0
Market Breadth	12:34	42:4	-

Market Indices	Close	WTD%	MTD%	YTD%
Total Return	24,753.28	(0.9)	(0.9)	7.6
ALL Share Index	3,865.35	(1.4)	(1.4)	4.5
Banks and Financial Services	5,126.27	(1.3)	(1.3)	3.3
Industrials	4,346.93	(2.2)	(2.2)	8.0
Transportation	4,132.93	1.6	1.6	16.2
Real Estate	1,748.97	0.3	0.3	0.5
Insurance	2,608.60	(1.3)	(1.3)	(4.3)
Telecoms	1,166.74	0.8	0.8	10.3
Consumer Goods & Services	8,169.83	(3.7)	(3.7)	(0.6)
Al Rayan Islamic Index	5,024.36	0.0	0.0	6.5

Weekly Index Performance



Regional Indices	Close	WTD%	MTD%	YTD%	Weekly Exchange Traded Value (\$ mn)	Exchange Mkt. Cap. (\$ mn)	TTM P/E**	P/B**	Dividend Yield
Qatar*	12,084.65	(0.9)	(0.9)	3.9	466.09	183,000.9	15.0	1.7	3.6
Dubai	3,108.87	(3.5)	(3.5)	(2.7)	348.18	142,106.7	10.5	1.1	2.9
Abu Dhabi	9,161.30	(1.6)	(1.6)	8.7	1,232.86	532,985.9	20.3	2.6	2.1
Saudi Arabia#	11,416.54	(0.9)	(0.9)	1.2	6,402.56	2,993,305.8	20.4	2.4	2.4
Kuwait	7,395.12	(0.2)	(0.2)	5.0	844.16	142,139.2	17.0	1.7	3.1
Oman	4,118.70	(0.1)	(0.1)	(0.3)	31.52	19,283.8	11.8	0.8	5.0
Bahrain	1,872.44	1.8	1.8	4.2	24.86	30,013.5	7.1	0.9	6.0

Source: Bloomberg, country exchanges and Zawya (** Trailing Twelve Months; * Value traded (\$ mn) do not include special trades, if any; #Data as of June 29, 2022)

- **Qatar Islamic Bank to disclose its Semi-Annual financial results on July 17** – Qatar Islamic Bank to disclose its financial statement for the period ending 30th June 2022 on 17/07/2022. (QSE)
- **Qatar Oman Investment Company to disclose its Semi-Annual financial results on July 17** – Qatar Oman Investment Company to disclose its financial statement for the period ending 30th June 2022 on 17/07/2022. (QSE)
- **Qatar Oman Investment Company to hold its investors relation conference call on July 21 to discuss the financial results** – Qatar Oman Investment Company announced that the conference call with the Investors to discuss the financial results for the Semi-Annual 2022 will be held on 21/07/2022 at 12:00 PM, Doha Time. (QSE)
- **Qatar Islamic Bank to hold its investors relation conference call on July 19 to discuss the financial results** – Qatar Islamic Bank announced that the conference call with the Investors to discuss the financial results for the SemiAnnual 2022 will be held on 19/07/2022 at 12:30 PM, Doha Time. (QSE)
- **Medicare Group Co. to disclose its Semi-Annual financial results on July 19** – Medicare Group Co. to disclose its financial statement for the period ending 30th June 2022 on 19/07/2022. (QSE)
- **Medicare Group Co. to hold its investors relation conference call on July 20 to discuss the financial results** – Medicare Group Co. announced that the conference call with the Investors to discuss the financial results for the Semi-Annual 2022 will be held on 20/07/2022 at 12:00 PM, Doha Time. (QSE)
- **Qatar Electricity & Water Co. to hold its investors relation conference call on July 19 to discuss the financial results** – Qatar Electricity & Water Co. announced that the conference call with the Investors to discuss the financial results for the Semi-Annual 2022 will be held on 19/07/2022 at 01:30 PM, Doha Time. (QSE)
- **Al Rayan Qatar ETF to disclose its financial statements for the period ending 30 June 2022 on July 19** – Al Rayan Qatar ETF announced that it will disclose its financial statements for the period ending 30 June 2022 on 19 July 2022. (QSE)
- **Masraf Al-Rayan to disclose its Semi-Annual financial results on July 21** – Masraf Al-Rayan to disclose its financial statement for the period ending 30th June 2022 on 21/07/2022. (QSE)
- **Masraf Al-Rayan to hold its investors relation conference call on July 27 to discuss the financial results** – Masraf Al-Rayan announced that the conference call with the Investors to discuss the financial results for the Semi-Annual 2022 will be held on 27/07/2022 at 01:30 PM, Doha Time. (QSE)
- **Commercial Bank to disclose its Semi-Annual financial results on July 24** – Commercial Bank to disclose its financial statement for the period ending 30th June 2022 on 24/07/2022. (QSE)
- **Commercial Bank to hold its investors relation conference call on July 25 to discuss the financial results** – Commercial Bank announced that the conference call with the Investors to discuss the financial results for the Semi-Annual 2022 will be held on 25/07/2022 at 01:30 PM, Doha Time. (QSE)
- **United Development Co. to disclose its Semi-Annual financial results on July 27** – United Development Co. to disclose its financial statement for the period ending 30th June 2022 on 27/07/2022. (QSE)
- **Qatar Cinema & Film Distribution Co. to disclose its Semi-Annual financial results on August 01** – Qatar Cinema & Film Distribution Co. to disclose its financial statement for the period ending 30th June 2022 on 01/08/2022. (QSE)
- **QLM Life & Medical Insurance Company to disclose its Semi-Annual financial results on August 04** – QLM Life & Medical Insurance Company to disclose its financial statement for the period ending 30th June 2022 on 04/08/2022. (QSE)
- **QLM Life & Medical Insurance Company to holds its investors relation conference call on August 08 to discuss the financial results** – QLM Life & Medical Insurance Company announced that the conference call with the Investors to discuss the financial results for the Semi-Annual 2022 will be held on 08/08/2022 at 01:00 PM, Doha Time. (QSE)
- **Inma Holding to disclose its Semi-Annual financial results on August 07** – Inma Holding to disclose its financial statement for the period ending 30th June 2022 on 07/08/2022. (QSE)
- **Inma Holding holds its investors relation conference call on 08 August to discuss the financial results** – Inma Holding announces that the conference call with the Investors to discuss the financial results for the semi-annual 2022 will be held on 08/08/2022 at 02:00 PM, Doha Time.
- **Salam International to hold its investors relation conference call on August 14 to discuss the financial results** – Salam International announced that the conference call with the Investors to discuss the financial results for the Semi-Annual 2022 will be held on 14/08/2022 at 12:30 PM, Doha Time. (QSE)
- **Qatar First Bank (QFC) to hold its EGM on July 31 for 2022** – Qatar First Bank (QFBQ) announces that the General Assembly Meeting EGM will be held on 31/07/2022, on zoom at 04:30 PM. In case of not completing the legal quorum, the second meeting will be held on 01/08/2022, zoom and 04:30 PM. The board of directors of the Bank (the “Board of Directors”) has the pleasure of inviting the esteemed shareholders of the Bank to attend the Extraordinary General Meeting (“EGM”) which will be held virtually via Zoom on Sunday, 31 July 2022 at 4.30 p.m. Doha local time, to consider and approve the items set out in the EGM agenda below. In the event the EGM quorum is not met, a second meeting will be held virtually via Zoom on Monday, 1 August 2022 at 4.30 p.m. Doha local time. In the event the EGM quorum is not met at the second meeting, a third meeting will be held on Sunday, 4 September 2022 at 4.30 p.m. Doha local time. Agenda of the Extraordinary General Assembly: 1) Approve the amendment of the name of the Bank (“New Name”)(Subject to obtaining all relevant regulatory authority approvals) within a period of twelve (12) months from the date of the decision of the EGM hereby convened. 2) Authorize the Chairman of the Board to take all necessary actions for the purpose of adopting or making any adjustment of the New Name, new logo of the Bank (“New Logo”), new trademark (“New Trademark”), new domain name or website or emails (“New Web”) and any other necessary amendments or adjustments including any adjustments to the names of the Bank’s subsidiaries (“New Subsidiaries Names”). The Chairman is further authorized to sign any agreements, applications, amendments, adjustments, authorization

or any documents required by any authority or private institution for the purpose of adopting the New Name, New Subsidiaries Names, New Logo, New Trademark and New Web. 3) Authorize the Chairman of the Board to sign the approved amended Articles of Association of the Bank ("Bank AOA") reflecting the New Name as well as any amended articles of association of the Bank's Subsidiaries ("Subsidiaries AOA") reflecting the New Subsidiaries Names and make any necessary amendments if requested by the regulators and perform all acts and things for the purpose of the registration of the amended Bank AOA and Subsidiaries AOA with the relevant authorities in Qatar or abroad including but not limited to Qatar Financial Centre and the Qatar Financial Markets Authority. 4) Authorize the Board to explore and enter into new investment opportunities in the health sector or any other sectors resulting in potential acquisition(s) of shares in other companies by the Bank or through the Bank's subsidiaries and approve the entry into any transaction in this sector or any other sectors. The Chairman will be further authorized to take all necessary actions for the purpose of executing these transactions, sign any initial or final sale and purchase agreements or related transaction documents, obtain any regulatory approvals (if any) and make any notifications required as required by applicable laws. The Chairman is further authorized to amend the articles of association of the Bank to reflect the above authorization as part of the powers granted to the Board in the articles of association and make any necessary amendments if requested by the regulators and perform all acts and things for the purpose of the registration of the amended articles of association with the relevant authorities including but not limited to Qatar Financial Centre and the Qatar Financial Markets Authority. (QSE)

- Qatar First Bank Acquires Gateway Plaza Building in the US** – Qatar First Bank LLC (QFBQ) has acquired the Gateway Plaza building in Richmond, Virginia, USA. The new acquisition is a Class AA trophy asset with an area of 330,000 square feet that was developed in 2015 as a build-to-suit building and is a tremendous addition to the bank's investment portfolio, which will continue to ensure stable cash flows. The new investment is QFBQ's fourteenth investment under its new Sharia compliant real estate investment strategy, and its eleventh US real estate property with an aim to expand its presence and expertise in the US real estate market. The LEED Gold certified multi-tenant office property features high-quality construction with top-of-market buildouts and sweeping views of downtown Richmond and the James River. The property and tenants enjoy proximity to an abundance of amenities, modern residences, and a lively entertainment and arts scene. The property is also 98% occupied by the headquarters of prominent firms, with long lease terms and rental escalations. Bolstered by high barriers to entry and no future office developments on the horizon, the property presents investors a best-in-class trophy asset with unmatched stability in a highly desirable growth market. The Bank's investment in Richmond is due to its economic growth which continues to outpace the greater US economy with a 3.6% unemployment rate, following a strong recovery post-COVID. Richmond's Central Business District (CBD) has witnessed a drastic flight to quality over recent years, with over 75% of all leasing in the CBD since 2017 being within the premier Class A buildings. This has driven down trophy vacancy rates to sub 3.5%. Sheikh Faisal bin Thani Al-Thani, Chairman of QFBQ said: "We are delighted to announce the successful acquisition of our eleventh Sharia compliant US real estate investment. QFBQ has successfully negotiated and acquired the property in this challenging interest rate climate. We have achieved this landmark accomplishment whilst ensuring that the property is acquired at a price which can generate attractive returns for our investors." Mr. Abdulrahman Totonji, QFBQ's CEO added: "We

are very happy to further expand our footprint in the Sharia compliant US real estate market, especially in light of the current post-Covid environment. The Bank will continue capitalizing on its strategy to be more vigilant and handpick the most profitable investment opportunities for our clients. We are also pleased with the growing demand from local clients where most of our investments syndicated within a short period of time, along with the testament to our successful track records in real estate exits." Qatar First Bank is the first independent Sharia compliant bank authorized by the QFC Regulatory Authority (QFCRA) and a listed entity on the Qatar Stock Exchange. (QSE)

- Ezdan Real Estate takes wraps off 'Hayat Al Wakra' compound as part of residential units hitting market in 2022** – Hot on the heels of announcing the opening of Murooj Al Wakra compound, Ezdan Real Estate Company (ERES) announced the opening of Hayat Al Wakra Residential Compound, as part of its recently announced time framed scheme to introduce more than 4,000 residential units during the current year including a series of fully furnished and developed residential compounds that the company intends to launch before the end of 2022. The newly opened compound offers several shops and a supermarket, comprising more than 287 residential units that are unique in their quality, promoting the level of real estate products introduced to the Qatari market. (Peninsula Qatar)
- Estithmar Holding reveals a new luxury resort in Aspire Zone** – Estithmar Holding has unveiled a new luxury urban resort in the Aspire Zone, set to add to the luxury hospitality offerings in Qatar. The project is in line with the group's goal to provide exceptional hospitality experiences in the tourism and hospitality sector, and to keep pace with the country's growing trend towards upgrading this vital sector. The new project extends over more than 37,000 square meters at Aspire Zone as a world-class resort and resort that offers an unparalleled levels of luxury hospitality experience. (Peninsula Qatar)
- Qatar Electricity and Water Company announces the signing of an agreement to sell its own plot of land in Lusail City to Regency Land Real Estate Company for an amount of QR175mn** – Qatar Electricity and Water Company announces the signing of an agreement to sell its own plot of land in Lusail City to Regency Land Real Estate Company for an amount of QR175mn. In continuation to our earlier announcement regarding the implementation of the deal to sell the land of an area of 25,120 square meters owned by the company at Lusail City, please be informed that the company has signed an agreement to sell the plot of land to Regency Land Real Estate Company for an amount of QR175mn. Regency Land Real Estate Company is currently completing some procedures with Al Diar Real Estate Company. (QSE)
- Masraf Al Rayan: Final Reminder to Collect Masraf Al Rayan Unclaimed Dividends for 10 years** – In compliance with Qatar Central Bank's regulations, concerning dividends that have remained uncollected for more than 10 years, and in order to protect the interests of the shareholders who have not received their dividend payments, Masraf Al Rayan is pleased to announce that the list of shareholders of both (Masraf Al Rayan and Al Khaliji before merger), who have failed to collect their dividend payments for more than 10 years, is now available on the Bank's website www.alrayan.com under the "Investor Relations - Dividend" section by no later than a month from the date hereof. The shareholders whose name appear on the said list, are kindly requested to contact the email or phone number below or visit any branch of Masraf Al Rayan to collect their shares' dividends entitled since 10 years within a month from the date of releasing this reminder. The unclaimed dividends not claimed by this

date will be transferred to the General Authority for Minors Affairs in accordance with Qatar Central Bank's regulations concerning dividends that have remained uncollected for 10 years. (QSE)

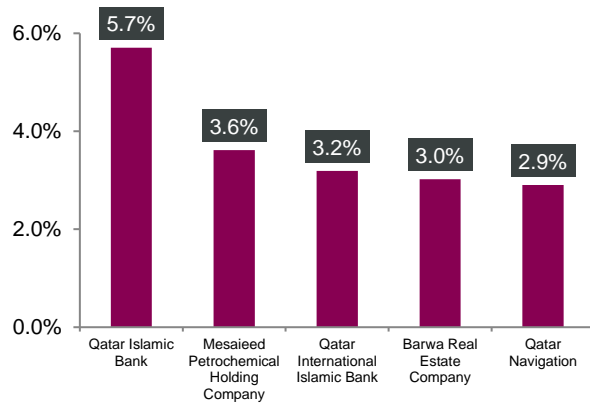
- **Consumer Price Index rises by 5.41% in June** – The Consumer Price Index (CPI) of June 2022 reached 103.14 points, nearly stable by 0.01% when compared to CPI of May 2022. Compared to CPI of June 2021, Y-o-Y basis, an increase of 5.41% has been recorded in the general index (CPI) of this month, data from the Planning and Statistics Authority showed Wednesday July 06. The CPI includes 12 main groups of consumer goods, under which 737 goods and services fall, and is calculated on a base year 2018 according to the results calculated from the data of the household income expenditure survey 2017-2018. A comparison of the CPI, June 2022 with the CPI, June 2021 (Annual Change), an increase has been recorded in the general index (CPI), by 5.41%. This Y-o-Y price increase primarily due to the prices rising in eight groups namely: "Recreation and Culture" by 36.45%, followed by "Housing, Water, Electricity and other Fuel" by 5.41%, "Food and Beverages" by 4.33%. (Peninsula Qatar)
- **Qatar's economy grows 2.5% in first quarter of 2022 – The Qatari economy achieved a Real Economic Growth Rate - at constant prices** - of 2.5% during the first quarter of 2022 on an annual basis, according to the preliminary estimates of the gross domestic product (GDP) issued in a press release by the Planning and Statistics Authority (PSA). The quarterly GDP at constant prices (2018=100) shows an increase of 2.5% in Q1 of 2022 (QR166.26bn) compared to the estimate of Q1 of 2021 (QR162.15bn). The same figures showed that in Q4 of 2021 a decrease of 0.3% occurred, making the GDP reach QR166.68bn. The quarterly GDP at current prices in Q1 of 2022 is estimated at QR197.74bn. This represents an increase of 33.4% compared to the estimate of Q1 of 2021 placed at QR148.28bn. When compared to previous quarter (Q4) of 2021 revised estimate of QR174.65bn, an increase of 13.2% is recorded. (Peninsula Qatar)
- **Qatar's trade surplus maintains rising trend** – Qatar's trade surplus has maintained growing trend in the first five months of the current year, driven by a consistent rise in exports. During the first five months of 2022, the foreign merchandise trade balance or surplus of Qatar reached QR145.4bn. Foreign merchandise trade balance is the difference between total exports and imports. According to preliminary figures released by the Planning and Statistics Authority, Qatar's foreign merchandise trade balance showed a surplus of QR36.6bn in May 2022, registering an increase of about QR20bn or 120.1% compared to the corresponding period last year (May 2021). When compared M-o-M, the surplus increased by nearly QR2.4bn or 7.0% compared to April 2022. In May 2022, the total exports of goods including exports of goods of domestic origin and re-exports amounted to around QR45.3bn, showing an increase of 81.9% compared to the month of May 2021, and an increase of 4.3% compared to April 2022. Qatar's trade surplus registered a surplus of QR34.2bn in April 2022, recording an increase of about QR21.4bn or 167.3% compared to the corresponding period last year (April 2021). When compared M-o-M, the surplus increased by nearly QR7.5bn or 28.1% compared to March 2022. In April 2022, the total exports of goods including exports of goods of domestic origin and reexports amounted to around QR43.5bn, showing an increase of 107.4% compared to April 2021, and an increase of 18.4% compared to March 2022. (Peninsula Qatar)
- **NBK: Record high output, new orders, purchasing activity point to rapid expansion in Qatar's non-oil economy** – Rapid expansion in Qatar's nonoil economy is seen in record-high output, new orders and purchasing activity based on June's headline Purchasing

Managers' Index (PMI), National Bank of Kuwait has said in its latest economic update. Qatar's headline PMI hit a new high in June of 67.5 (63.6 in May), NBK said. Elsewhere in the GCC region, in Kuwait, the parliamentary budget and closing accounts committee approved the FY22/23 budget based on spending of KD23.1bn (5% higher than the initial draft) and revenues of KD23.4bn, the latter also upwardly revised, on a higher oil price assumption of \$80/barrel. A small surplus of KD0.3bn is expected, NBK said. Meanwhile, Moody's rating agency expects the government to run fiscal surpluses over the next two years. This should lead to a stronger government balance sheet and fiscal buffers, NBK said. (Gulf Times)

- **Overall office supply space in Doha reaches 5.7mn sqm** – Qatar's overall office stock has increased to approximately 5.7mn square meters (sqm) Gross Leasable Area (GLA) as of first quarter (Q1) of this year, according to the latest report by ValuStrat. As the FIFA World Cup Qatar 2022 approaches, several local and international companies are expected to open branches in the country which will boost the demand for office space. The first quarter report released by real estate consulting firm, the total office stock was estimated at 5.7mn square meters (sqm) GLA as of first quarter of 2022. It further noted that 84,000 sqm GLA was added during the quarter, with the completion of office projects in Lusail Marina and Al Jasra. "Approximately 900,000 sqm GLA is in the pipeline during the remaining quarters of 2022. Grade-A supply was estimated to represent 64% of the total existing office stock. With FIFA World Cup 2022 approaching, regional and international companies can be expected to open branches in Qatar and occupy new office space," the report added. In terms of office performance, despite the projected pick-up in demand during 2022, oversupply is estimated to exceed 2.5mn sqm GLA. According to ValuStrat's findings, the citywide median asking rent for offices was QR72 per sqm per month, lower 7.7% compared to last year and fell 1.4% quarterly. The median asking rent in Al Sadd depreciated 6% Q-o-Q to QR62 per sqm per month, relatively lowest in the commercial districts. A surge in demand for offices in Lusail has resulted in rents stabilizing in the zone. A slowdown in the decline of rents is projected for offices located in prime commercial districts during the year. (Peninsula Qatar)

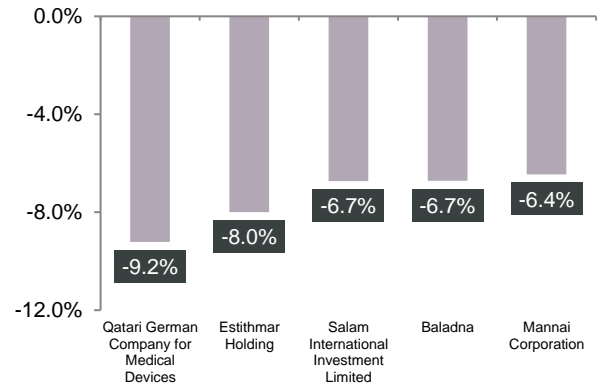
Qatar Stock Exchange

Top Gainers



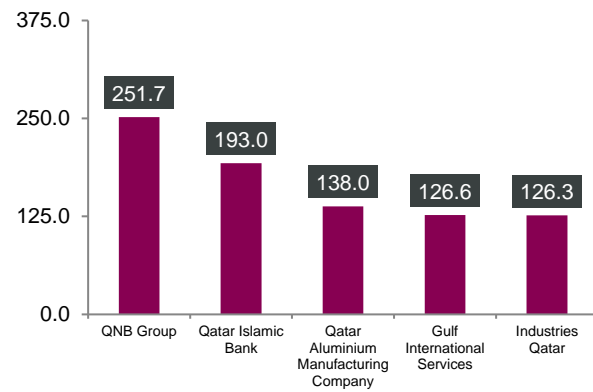
Source: Qatar Stock Exchange (QSE)

Top Decliners



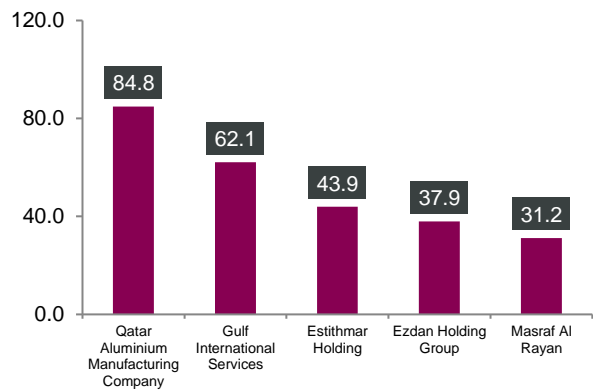
Source: Qatar Stock Exchange (QSE)

Most Active Shares by Value (QR Million)



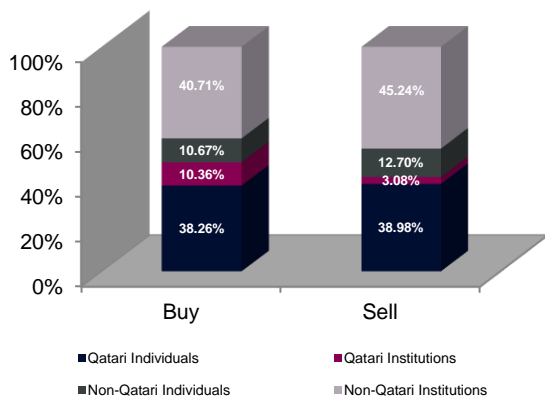
Source: Qatar Stock Exchange (QSE)

Most Active Shares by Volume (Million)



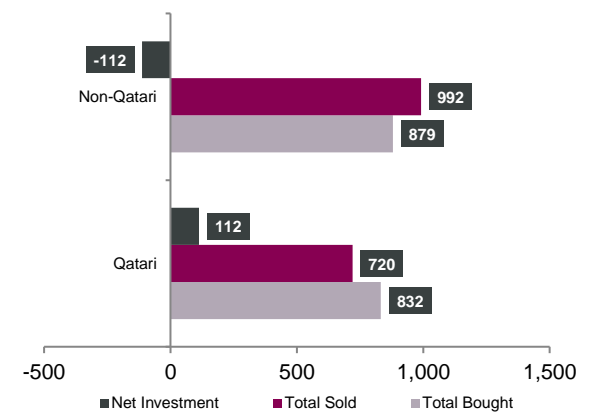
Source: Qatar Stock Exchange (QSE)

Investor Trading Percentage to Total Value Traded



Source: Qatar Stock Exchange (QSE)

Net Traded Value by Nationality (QR Million)



Source: Qatar Stock Exchange (QSE)

TECHNICAL ANALYSIS OF THE QSE INDEX



Source: Bloomberg

The QE Index moved lower by around -0.9% over the week and closed at 12,084.65. The index still remains in the bearish zone, as long as it's below the long-term channel trendline resistance on the weekly chart. Expected resistance remains at 12,500, whereas support is at the 11,500 level.

DEFINITIONS OF KEY TERMS USED IN TECHNICAL ANALYSIS

RSI (Relative Strength Index) indicator – RSI is a momentum oscillator that measures the speed and change of price movements. The RSI oscillates between 0 to 100. The index is deemed to be overbought once the RSI approaches the 70 level, indicating that a correction is likely. On the other hand, if the RSI approaches 30, it is an indication that the index may be getting oversold and therefore likely to bounce back.

MACD (Moving Average Convergence Divergence) indicator – The indicator consists of the MACD line and a signal line. The divergence or the convergence of the MACD line with the signal line indicates the strength in the momentum during the uptrend or downtrend, as the case may be. When the MACD crosses the signal line from below and trades above it, it gives a positive indication. The reverse is the situation for a bearish trend.

Candlestick chart – A candlestick chart is a price chart that displays the high, low, open, and close for a security. The 'body' of the chart is portion between the open and close price, while the high and low intraday movements form the 'shadow'. The candlestick may represent any time frame. We use a one-day candlestick chart (every candlestick represents one trading day) in our analysis.

Doji candlestick pattern – A Doji candlestick is formed when a security's open and close are practically equal. The pattern indicates indecisiveness, and based on preceding price actions and future confirmation, may indicate a bullish or bearish trend reversal.

Shooting Star/Inverted Hammer candlestick patterns – These candlestick patterns have a small real body (open price and close price are near to each other), and a long upper shadow (large intraday movement on the upside). The Shooting Star is a bearish reversal pattern that forms after a rally. The Inverted Hammer looks exactly like a Shooting Star, but forms after a downtrend. Inverted Hammers represent a potential bullish trend reversal.

Company Name	Price July 07	% Change W/D	% Change YTD	Market Cap. QR Million	T/M P/E	P/B	Div. Yield
Qatar National Bank	19.21	(3.85)	(4.85)	177,432	14.2	2.3	2.9
Qatar Islamic Bank	23.52	5.71	28.31	55,576	16.1	2.7	2.4
Commercial Bank of Qatar	6.60	(3.65)	(2.28)	26,692	12.5	1.5	2.4
Doha Bank	2.50	(4.00)	(21.94)	7,745	14.2	0.8	3.0
Al Ahli Bank	3.95	0.77	8.29	10,077	14.5	1.6	3.6
Qatar International Islamic Bank	11.00	3.19	19.44	16,651	18.4	2.7	3.4
Masraf Al Rayan	3.99	(3.39)	(14.01)	37,107	19.9	1.5	4.3
Qatar First Bank	1.16	(2.03)	(25.97)	1,300	6.1	1.4	N/A
National Leasing	0.83	2.22	(11.91)	410	N/A	0.6	N/A
Dlala Holding	1.41	(2.76)	14.26	401	17.6	1.7	N/A
Qatar & Oman Investment	0.70	(3.17)	(13.76)	221	93.6	0.8	1.4
Islamic Holding Group	5.34	(3.52)	35.36	302	26.9	2.0	0.9
Banking and Financial Services				333,913			
Zad Holding	17.50	(0.51)	10.03	4,790	26.0	3.0	3.5
Qatar German Co. for Medical Devices	1.44	(9.21)	(54.72)	166	135.4	5.0	N/A
Salam International Investment	0.80	(6.73)	(1.83)	919	17.4	0.6	N/A
Baladna	1.58	(6.71)	9.62	3,011	26.1	1.3	3.3
Medicare Group	6.85	(2.09)	(19.35)	1,929	26.0	1.9	26.3
Qatar Cinema & Film Distribution	3.66	0.00	3.10	230	76.8	1.6	1.6
Qatar Fuel	17.06	(4.43)	(6.67)	16,962	17.3	1.9	4.5
Qatar Meat and Livestock	2.81	(4.75)	(21.84)	506	N/A	1.9	N/A
Mannai Corp.	7.85	(6.45)	65.27	3,580	14.0	1.6	3.8
Al Meera Consumer Goods	17.35	(0.52)	(11.48)	3,470	18.2	2.4	5.2
Consumer Goods and Services				35,563			
Qatar Industrial Manufacturing	3.36	(3.89)	9.54	1,598	10.7	0.9	3.6
Qatar National Cement	5.00	(2.17)	(1.96)	3,268	14.1	1.1	6.0
Industries Qatar	15.40	(3.45)	(0.58)	93,170	10.0	2.6	6.5
Qatari Investors Group	1.98	(3.19)	(11.04)	2,455	10.3	0.8	5.1
Qatar Electricity and Water	17.73	1.20	6.81	19,503	13.1	1.5	4.5
Aamal	1.05	(2.14)	(2.95)	6,628	21.2	0.9	4.8
Gulf International Services	1.96	(6.10)	13.93	3,633	25.3	1.1	N/A
Mesaieed Petrochemical Holding	2.58	3.61	23.44	32,413	16.9	2.0	4.3
Invesment Holding Group	1.63	(8.00)	32.95	5,562	50.7	1.6	N/A
Qatar Aluminum Manufacturing	1.60	(5.94)	(11.16)	8,928	9.4	1.4	5.0
Industrials				177,158			
Qatar Insurance	2.39	(0.54)	(13.20)	7,796	15.9	1.0	4.2
QLM Life & Medical Insurance	5.44	(1.75)	7.78	1,905	17.5	3.5	4.0
Doha Insurance	2.05	(1.44)	6.77	1,025	12.3	0.9	5.9
Qatar General Insurance & Reinsurance	1.99	(0.50)	(0.55)	1,741	16.5	0.3	N/A
Al Khaleej Takaful Insurance	3.15	(3.31)	(12.39)	805	20.7	1.5	2.4
Qatar Islamic Insurance	8.25	(5.70)	3.13	1,238	15.0	2.7	4.8
Insurance				14,509			
United Development	1.37	(1.29)	(10.84)	4,862	13.5	0.4	4.0
Barwa Real Estate	3.44	3.02	12.45	13,390	11.6	0.7	5.1
Ezdan Real Estate	1.02	(5.40)	(24.16)	26,976	398.8	0.8	N/A
Mazaya Qatar Real Estate Development	0.79	(1.75)	(14.57)	910	N/A	0.9	N/A
Real Estate				46,137			
Ooredoo	7.76	0.78	10.54	24,857	48.0	1.1	3.9
Vodafone Qatar	1.61	0.88	(3.72)	6,784	18.5	1.5	3.7
Telecoms				31,641			
Qatar Navigation (Milaha)	8.64	2.90	13.17	9,821	12.4	0.6	3.5
Gulf Warehousing	4.14	1.30	(8.79)	243	10.5	1.2	2.4
Qatar Gas Transport (Nakilat)	3.77	0.78	14.24	20,887	14.7	2.2	3.2
Transportation				30,950			
Qatar Exchange				672,056			

Source: Bloomberg

Contacts

QNB Financial Services Co. W.L.L.
Contact Center: (+974) 4476 6666
Doha, Qatar
info@qnbfs.com.qa

Saugata Sarkar, CFA, CAIA
Head of Research
saugata.sarkar@qnbfs.com.qa

Shahan Keushgerian
Senior Research Analyst
shahan.keushgerian@qnbfs.com.qa

Disclaimer and Copyright Notice: This publication has been prepared by QNB Financial Services Co. W.L.L. ("QNBFS") a wholly-owned subsidiary of Qatar National Bank (Q.P.S.C.). QNB FS is regulated by the Qatar Financial Markets Authority and the Qatar Exchange. Qatar National Bank (Q.P.S.C.) is regulated by the Qatar Central Bank. This publication expresses the views and opinions of QNBFS at a given time only. It is not an offer, promotion or recommendation to buy or sell securities or other investments, nor is it intended to constitute legal, tax, accounting, or financial advice. QNBFS accepts no liability whatsoever for any direct or indirect losses arising from use of this report. Any investment decision should depend on the individual circumstances of the investor and be based on specifically engaged investment advice. We therefore strongly advise potential investors to seek independent professional advice before making any investment decision. Although the information in this report has been obtained from sources that QNBFS believes to be reliable, we have not independently verified such information and it may not be accurate or complete. QNBFS does not make any representations or warranties as to the accuracy and completeness of the information it may contain, and declines any liability in that respect. For reports dealing with Technical Analysis, expressed opinions and/or recommendations may be different or contrary to the opinions/recommendations of QNBFS Fundamental Research as a result of depending solely on the historical technical data (price and volume). QNBFS reserves the right to amend the views and opinions expressed in this publication at any time. It may also express viewpoints or make investment decisions that differ significantly from, or even contradict, the views and opinions included in this report. This report may not be reproduced in whole or in part without permission from QNBFS.

COPYRIGHT: No part of this document may be reproduced without the explicit written permission of QNBFS.