

### Market Review and Outlook

The Qatar Stock Exchange (QSE) Index increased by 129.82 points or 1.3% during the week to close at 10,342.43. Market capitalization increased 1.5% to reach QR601.5 billion (bn) compared with QR592.5bn at the end of the previous trading week. Of the 50 traded companies, 38 ended the week higher, 11 ended lower, with one unchanged. Djala Brokerage & Investment Holding (DBIS) was the best performing stock for the week, rising 16.1%. Meanwhile, Masraf Al Rayan (MARK) was the worst performing stock for the week, declining 6.4%.

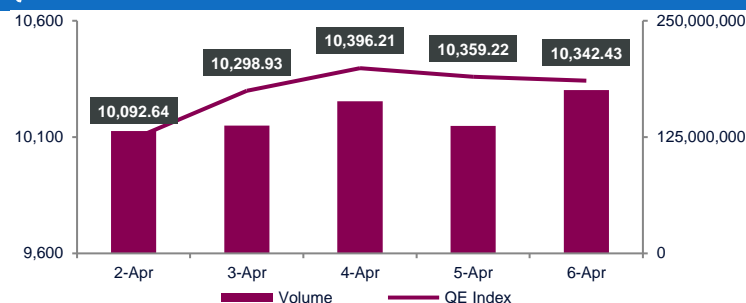
Qatar Islamic Bank (QIBK), Nakilat (QGTS) and Ooredoo (ORDS) were the primary contributors to the weekly index gain. QIBK and QGTS added 57.46 and 27.81 points to the index, respectively. Further, ORDS contributed another 24.04 points.

Traded value during the week decreased 22.4% to QR1,962.8mn from QR2,529.7mn in the prior trading week. Dukhan Bank (DUBK) was the top value traded stock during the week with total traded value of QR232.0mn.

Traded volume declined 24.5% to 744.7mn shares compared to 986.2mn shares in the prior trading week. The number of transactions fell 21.1% to 69,158 vs 87,671 in the prior week. Estithmar Holding (IGRD) was the top volume traded stock during the week with total traded volume of 88.9mn shares.

Foreign institutions turned bullish, ending the week with net buying of QR68.9mn vs. net selling of QR100.5mn in the prior week. Qatari institutions turned bearish with net selling of QR74.8mn vs. net buying of QR74.8mn in the week before. Foreign retail investors ended the week with net selling of QR23.9mn vs. net selling of QR16.1mn in the prior week. Qatari retail investors recorded net buying of QR29.9mn vs. net buying of QR41.7mn the week before. YTD (as of Today's closing), global foreign institutions were net buyers of \$25.7mn.

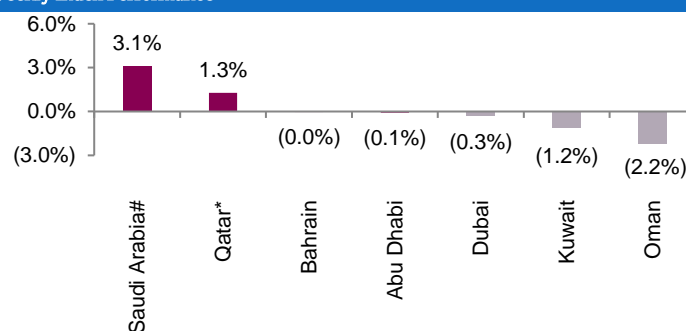
### QSE Index and Volume



Market Indicators	Week ended. April 06, 2023	Week ended. March 30, 2023	Chg. %
Value Traded (QR mn)	1,962.8	2,529.7	(22.4)
Exch. Market Cap. (QR mn)	601,473.6	592,485.1	1.5
Volume (mn)	744.7	986.2	(24.5)
Number of Transactions	69,158	87,671	(21.1)
Companies Traded	50	50	0.0
Market Breadth	38:11	37:12	-

Market Indices	Close	WTD%	MTD%	YTD%
Total Return	22,196.31	1.3	1.3	1.5
ALL Share Index	3,459.53	1.4	1.4	1.3
Banks and Financial Services	4,341.01	0.5	0.5	(1.0)
Industrials	4,056.41	1.5	1.5	7.3
Transportation	4,213.70	5.5	5.5	(2.8)
Real Estate	1,480.97	3.0	3.0	(5.1)
Insurance	1,940.19	3.4	3.4	(11.3)
Telecoms	1,488.46	3.5	3.5	12.9
Consumer Goods & Services	7,923.09	0.7	0.7	0.1
Al Rayan Islamic Index	4,602.62	1.1	1.1	0.2

### Weekly Index Performance



Regional Indices	Close	WTD%	MTD%	YTD%	Weekly Exchange Traded Value (\$ mn)	Exchange Mkt. Cap. (\$ mn)	TTM P/E**	P/B**	Dividend Yield
Qatar*	10,342.43	1.3	1.3	(3.2)	535.23	163,781.3	11.8	1.3	4.8
Dubai	3,414.60	(0.3)	0.2	2.4	307.77	163,178.1	9.8	1.2	3.9
Abu Dhabi	9,470.77	(0.1)	0.4	(7.3)	1,211.04	715,505.0	22.5	2.5	1.8
Saudi Arabia#	10,920.63	3.1	3.1	4.2	8,075.67	2,697,162.3	17.2	2.2	3.0
Kuwait	6,969.18	(1.2)	(1.2)	(4.4)	591.27	146,278.4	16.6	1.5	4.0
Oman	4,756.36	(2.2)	(2.2)	(2.1)	30.51	22,609.3	11.1	0.7	3.8
Bahrain	1,885.82	(0.0)	(0.0)	(0.5)	27.17	68,133.8	6.0	0.6	9.2

Source: Bloomberg, country exchanges and Zawya (\*\* Trailing Twelve Months; \* Value traded (\$ mn) do not include special trades, if any; #Data as of April 05, 2023)

- Qatar's Real GDP up by 8.0% in Q4 2022-** The quarterly GDP at constant prices (2018=100) shows an increase of 8.0% in Q4 of 2022 (QR179.99bn) compared to the estimate of Q4 of 2021 (QR166.68bn). When compared to Q3 of 2022 revised estimate (QR 175.32bn), an increase of 2.7% is also recorded. The quarterly GDP at current prices in the fourth quarter (Q4) of 2022 reached QR220.43bn recording an increase of 26.2% compared to the estimate of Q4 of 2021 placed at QR174.65bn, the preliminary estimates of Qatar's gross domestic product (GDP) by the Planning and Statistics Authority (PSA) revealed. However, when compared to previous quarter (Q3) of 2022 revised estimate of QR229.69bn, a decrease of 4.0% is recorded. The nominal gross value added (GVA) estimate of mining and quarrying activities is estimated at QR91.25bn in Q4 2022, which shows an increase of 43.4% over the estimate of Q4 2021 placed at QR63.64bn. Compared to the previous quarter Q3 2022 revised estimate (QR106.76bn), a decrease of 14.5% in the GVA of this sector is recorded. The real GVA of these activities is estimated at QR64.18bn in Q4 2022, which shows an increase of 4.8% compared to the estimate of Q4 2021 (QR61.25bn). Compared to Q3 2022 revised estimate (QR64.37bn), a decrease of 0.3% in the real GVA of this sector is also recorded. The nominal GVA of non-mining and quarrying activities is estimated at QR129.18bn in Q4 2022, which shows an increase of 16.4% over the estimate of Q4 2021 (QR111.01bn). Compared to the previous quarter Q3 2022 revised estimate (QR122.93bn), an increase of 5.1% is recorded. The real GVA of non-Mining and Quarrying activities is estimated at QR115.81bn in Q4 2022, which shows an increase of 9.9% over the estimate of the Q4 2021 (QR105.43bn). When compared to Q3 2022 revised estimate (QR110.95bn), an increase of 4.4% is also recorded. (Peninsula Qatar)
- Fitch Revises QatarEnergy's Outlook to Positive; Affirms 'AA-' Rating** - Fitch Ratings has revised QatarEnergy's (QE) Outlook to Positive from Stable, while affirming its Long-Term Issuer Default Rating (IDR) at 'AA-'. The Outlook revision on QE reflects a similar sovereign rating action on Qatar (AA-/Positive). This is because QE's 'AA-' rating is constrained by that of sole shareholder - Qatar - given strong links between the company and the sovereign, in line with Fitch's Government-Related Entities (GRE) and Parent and Subsidiary Linkage (PSL) Rating Criteria. Fitch assesses the Standalone Credit Profile (SCP) of QE at 'aa+', which is supported by the large scale of its liquefied natural gas (LNG) franchise, low production costs, large reserve base and conservative leverage. While focused on a single country, its operations are predominantly gas, which makes it better placed for energy transition than other oil and gas majors. Key constraints include completion risk for large capex projects related to an increase in LNG production, and political risk. (Fitch)
- Moody's affirms Masraf Al Rayan (Q.P.S.C.)'s A1 issuer ratings, changes outlook to negative** - Moody's Investors Service ("Moody's") has today affirmed Masraf Al Rayan (Q.P.S.C.)'s (Masraf) A1/P-1 long-term and short-term local and foreign currency issuer ratings, Aa3/P-1 long-term and short-term Counterparty Risk Ratings, Aa3(cr)/P-1(cr) long-term and short-term Counterparty Risk Assessments and baa2 Baseline Credit Assessment (BCA) and Adjusted BCA. Moody's also affirmed the A1 backed senior unsecured and (P)A1 backed senior unsecured medium-term note (MTN) program ratings assigned to it funding vehicles MAR Finance LLC and MAR Sukuk Limited, and the A1 backed senior unsecured assigned to AKCB Finance Limited. At the same time, the outlook on the long-term issuer and backed senior unsecured ratings was changed to negative from stable. (Moody's)
- Qatar Sells QR1bn 7-day Bills at Yield 5.005%** - Qatar sold QR1bn (\$272.5mn) of bills due March 30 on March 23. The bills have a yield of 5.005% and settled March 23. (Bloomberg)
- Qatar Sells QR1bn 7-day Bills at Yield 5.255%** - Qatar sold QR1bn (\$272.5mn) of bills due April 6 on March 30. The bills have a yield of 5.255% and settled March 30. (Bloomberg)
- QNB Financial Services will start Market Making activity as of 06 April 2023** - Qatar Stock Exchange announces that QNB Financial Services will start Market Making activity as of 06 April, 2023 for the following companies: 1) QAMCO 2) NAKILAT 3) Gulf Warehousing Co. 4) Vodafone Qatar 5) Barwa 6) Ezdan Holding 7) Mesaieed 8) Baladna 9) Gulf International. In addition, QNBFS will continue to act as a market maker for existing clients. (QSE)
- The Group Security will work as a market maker for more companies** - With reference to the agreement with the Qatar Stock Exchange regarding the activity of the market maker on 10-5-2020 and the licensing of the Qatar Financial Markets Authority, the group will work as a market maker for the following companies: 1) QAMCO 2) NAKILAT 3) Gulf Warehousing Co. 4) Vodafone Qatar 5) Barwa 6) Ezdan Holding 7) Mesaieed 8) Baladna 9) Gulf International 10) Qatar Islamic Bank 11) Milaha 12) Estithmar Holding (QSE)
- QSE index rejig saw Vodafone replace QIC in main barometer from April 2** - With Qatar Stock Exchange's (QSE) semi-annual index review becoming effective from today, Vodafone Qatar will replace Qatar Insurance in the main barometer QE Index. The review will also see Qatar Industrial Manufacturing Company removed from the QE Al Rayan Islamic Index. Qatar General Insurance and Reinsurance will join QE All Share Index and QE Insurance Index; while Ahli Bank will be removed from QE All Share Index and QE Banks and Financial services Index. Under the index practices, a review is carried out twice a year to ensure that the selection and weighting of the constituents continues to reflect the purpose of the index. The other constituents of the main barometer will remain QNB Group, Industries Qatar, Qatar Islamic Bank, Commercial Bank, Masraf Al Rayan, Woqod, QIIK, Nakilat, Ooredoo, Qatar Electricity and Water, Milaha, Mesaieed Petrochemical Holding, Barwa, Qamco, Doha Bank, Gulf International Services, Baladna, Estithmar Holding and Ezdan. All listed companies are ranked by giving free float market capitalization with a 50% weight and average daily value traded also 50% weight. Companies with velocity less than 5% are excluded from the review, as are entities whereby a single shareholder can only own less than 1% of outstanding shares. Any qualifying component exceeding 15% weight in the index as of market close March 28, 2023, will have its weight capped at the 15% level and excess weight allocated to remaining stocks proportionately. The index free-float for a stock is total outstanding shares minus shares directly owned by government and its affiliates, those held by founders and board members and shareholdings above 10% or greater of the total outstanding (except those held by those held by pension funds in the country). The other constituents of the Al Rayan Islamic Index are Industries Qatar, Qatar Islamic Bank, Masraf Al Rayan, Woqod, QIIK, Ooredoo, Milaha, Mesaieed Petrochemical Holding, Qatar Electricity and Water, Barwa, Qamco, Vodafone Qatar, United Development Company, Baladna, Estithmar

Holding, Ezdan, Qatari Investors Group, Al Meera Consumer Goods, Medicare Group, Qatar National Cement and Gulf Warehousing. The bourse has seven sectors: Banks and financial services (with 13 constituents), insurance (seven), industrials (10), real estate (four), telecom (two), transportation (three) and consumer goods and services (11) in the 'All Share Index'. (Gulf Times)

- **Adding the bonus shares of Mekdam Holding Group** - Qatar Central Securities Depository has deposited the bonus shares of Mekdam Holding Group, the new capital is (QR75,000,000) and the new total shares is (75,000,000). The bonus shares will be available for trading starting from Monday 03/04/2023. (QSE)
- **Widam Food Company: The AGM Endorses items on its agenda** - Widam Food Company announces the results of the AGM. The meeting was held on 05/04/2023 and the following resolutions were approved. 1) The report of the Board of Directors on the Company's activities, financial position for the year ended 31 December 2022 and the future plan of the Company. 2) The report of the External Auditors on the Company's Financial Statements for the year ended 31 December 2022. 3) The balance sheet and profit and loss for the year ended 31 December 2022. 4) The Corporate Governance Report for 2022. 5) To absolve the Board of Directors Members of any liability for the financial year ending 31/12/2022 and no compensation to be given to the Board Members. 6) Appointing KPMG Company as an External Auditor for the Company (For the year 2023). (QSE)
- **Dlala Brokerage and Investment Holding Co.: The AGM Endorses items on its agenda** - Dlala Brokerage and Investment Holding Co. announces the results of the AGM. The meeting was held on 04/04/2023 and the following resolution were approved. 1) The Board of Directors' report on the company's activity and financial position during the year ending on 31/12/2022 and the company's future plan. 2) The auditor's report for the financial year ending on 31/12/2022. 3) The company's balance sheet and profit and loss account for the fiscal year ending on 31/12/2022. 4) Adoption of the corporate governance report for the year 2022. 5) Discharge the members of the Board of Directors from liability for the financial year ending on 31/12/2022 with no rewards being paid. 6) Appointing Mazars Company as an auditor for the company for the year 2023 and determining their fees. 7) Election of the following names as a members of the Board of Directors for the period (2023-2025): 1) The Investment Fund of Qatar Armed Forces Rep. Mr. Sultan Ibrahim Al-Kuwari - No-Independent 2) Tameer Real Estate Projects Dr. Thani Abdulrahman Al-Kuwari - No-Independent 3) Ariane Real Estate Rep. Mr. Ali Hussain Abdulla - No-Independent 4) Sheikh Khaled Bin Saudi Khaled Al Thani - Independent 5) Mr. Farhoud Hadi Al Hajri - Independent 6) Mr. Nasser Hamad Al-Sulaiti-Independent 7) Dr. Abdulaziz Ali Al-Hammadi-Independent 8) Mr. Abdulla Ahmed Al-Nassr- Independent 9) Dr. Hashim Abdulrahim Al-Sayed - Independent. (QSE)
- **Ooredoo Announces Date to Pay Interest to Bondholders** - Ooredoo Q.P.S.C. announces that Ooredoo International Finance Limited (OIFL), its wholly owned subsidiary, pursuant to the Terms and Conditions of the Notes and the Final Terms, will pay its Global Medium-Term Note (GMTN) holders' interest payment on 10 April 2023. Below is the announcement in full: \$1,000,000,000 @ 2.625%. Guaranteed Notes due 8 April 2031 (ISIN Code: 144 A-US74735KAA07, Reg S - XS2311299957) (the "Notes") Issued by Ooredoo International Finance Limited (the "Issuer") The Issuer a wholly owned subsidiary of Ooredoo Q.P.S.C hereby gives notice that pursuant to the Terms and Conditions of the Notes and the Final Terms, it will pay Noteholders \$13,125,000.00 on the Interest

Payment Date falling due on 10 April 2023. Terms defined in this Notice shall have the meaning given to them in the Terms and Conditions of the Notes and the Final Terms. This Notice is given by Ooredoo International Finance Limited. (QSE)

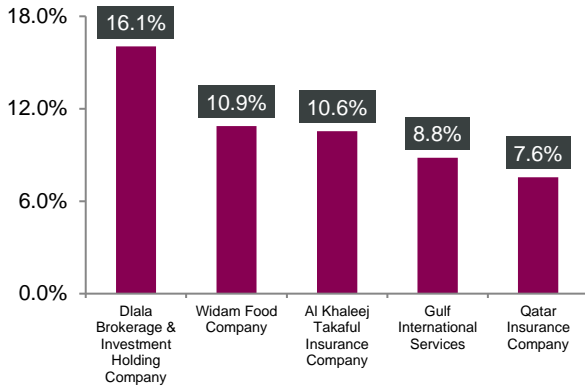
- **QETF announces the distribution of dividends for 2022** - Doha Bank QPSC, as founder, and Aventicum Capital Management (Qatar), the fund manager of the QE Index ETF (the "Fund") today announced a cash distribution of QR0.460 per unit. Unitholders of record of the QETF, at the close of business 06 April 2023, will receive a cash distribution payable on 10 April 2023. (QSE)
- **Allianz Trade: Qatar's 2023-24 outlook 'favorable' on elevated global gas prices** - Qatar's outlook for 2023-2024 is favorable, thanks to continued elevated global gas prices, Allianz Trade said and noted the country's economy strengthened on the back of high global natural gas prices. In its latest country update, Allianz Trade forecasts around 3% growth for Qatar over the next two years. After a slow start, Qatar's "recovery from the double shock of the global Covid-19 crisis and the drop in oil and gas prices in 2020 has been sound." Real GDP contracted by -3.6% in 2020, less than the GCC average of -4.9%, thanks to a more diversified economy and lower dependence on oil revenues - Qatar's main export product is natural and manufactured gas. A moderate recovery in 2021 resulted in real GDP growth of 1.6%. The recovery gained strong momentum in 2022, mainly thanks to the sharp rise in global gas prices, Allianz Trade noted. Moreover, a high Covid-19 vaccination rate allowed for the successive removal of lockdown measures and supported consumer spending. FIFA World Cup Qatar 2022 also supported economic growth through increased tourism revenues. Real GDP grew by an average 4.4% in the first three quarters of 2022 and Allianz Trade estimates it to have accelerated towards the end of the year. Qatar's fiscal reserves are solid but an elevated public debt level requires monitoring, Allianz Trade noted. Qatar's fiscal breakeven point has ranged between \$35 and \$55 per barrel of crude oil over the past decade. Hence the government has recorded large annual fiscal surpluses in most years, except for 2016-2017 when oil and gas prices had been persistently low for some time. "Even in 2020 a small surplus of 1.3% of GDP was achieved. The surplus widened to around 4.4% in 2021 and we estimate it to have increased to more than 10% in 2022, thanks to surging gas prices. We project continued robust surpluses close to 10% of GDP in 2023-2024," Allianz Trade noted. Meanwhile, the country's public debt rose from 25% of GDP in 2014 to 73% in 2020, in part due to declining nominal GDP. However, the debt-to-GDP ratio eventually declined to 58% in 2021 and Allianz Trade expects it to fall further over 2022-2024 in the wake of the economic recovery. Allianz Trade forecasts the ratio to remain elevated and it should be monitored closely. Overall, however, Qatar will remain a large net external creditor, thanks to the huge foreign-asset position in the Qatar Investment Authority (QIA, a sovereign wealth fund currently estimated at approximately \$475bn). "External liquidity will remain unproblematic in the next two years. Qatar has recorded large, sometimes huge annual current account surpluses for more than two decades, with the exceptions of 2016 and 2020 when global oil and gas prices were particularly low," Allianz Trade noted. These surpluses, it said, have contributed to the build-up of the QIA. Higher oil and gas prices moved the current account back into a surplus of nearly 15% of GDP in 2021 and more than 20% in 2022. That ratio is likely to narrow somewhat in 2023-2024 but should remain well in the double digits. External debt is relatively high; it rose to 126% of GDP in 2020, incurred by oil and gas investments since the 2000s, but repayment obligations are unlikely to present liquidity problems. Meanwhile, the ratio is estimated to have fallen to approximately 84% in 2022 and should decline further.

The annual debt-service-to-export-earnings ratio is forecast at a manageable 16% or so in 2023. Qatar's "financial resources will remain strong." The combined FX reserves of Qatar Central Bank and the QIA represent over 200% of annual GDP and cover more than 80 months of imports, Allianz Trade noted. (Gulf Times)

- **Qatar's population exceeds 3mn at end of March** - Qatar's population crossed the 3mn mark at the end of March, according to information available on the Planning and Statistics Authority (PSA) website. A total population of 3,005,069 was recorded last month, including 2,162,870 males and 842,199 females. The March 2023 figure marked an annual increase of 6.3% compared to March 2022 (population of 2,826,286) and a .75% rise compared to February 2023, when a population of 2,982,631 was recorded in the country. The population data represent the number of persons all ages (Qataris and non-Qataris) within the boundaries of Qatar at the end of the month. They do not include Qatari nationals and non-Qataris with residency permits who were outside the state's boundaries in the said period. The last time Qatar's population exceeded 3mn was back in October 2022, when a total population of 3,020,080 was recorded. For more details, visit <https://www.psa.gov.qa/en>. Meanwhile, in the 110th issue of the 'Qatar Monthly Statistics' bulletin for the month of February 2023, the PSA said 2,055 live births were registered during that month. There was a 5.6% decrease in the total Qatari live births compared to the previous month. Also, 213 deaths were recorded during the same period, a decrease of 9.7% compared to January 2023. February 2023 witnessed a monthly decrease of 8.6% and 17.2% in the marriage contracts and divorce certificates, respectively, compared to the previous month. As for tourism, the total number of inbound visitors reached about 389,000 in February 2023, recording a monthly increase of 14.3% compared to January 2023 and an annual rise of 406.3% compared to February 2022. The highest number of visitors was from the GCC at 38%. As for type of port, visitors arriving by air made up the highest percentage at 44%. Regarding traffic accidents, the PSA data showed a total of 668 cases were recorded in February 2023, showing a monthly decrease of 15.2% and an annual drop of 2.1%. Minor injuries accounted for most traffic accident cases in February, at 91%, followed by severe injuries at 7%. Thirteen deaths were also recorded, equivalent to 2% of the total traffic accident cases. (Gulf Times)
- **\$100 Oil to Tighter Markets: Top Analysts Weigh In on OPEC+ Cuts** - The decision by the Organization of Petroleum Exporting Countries and its allies to slash its oil output came as a huge surprise to the market, given earlier rhetoric from group leader Saudi Arabia that it would stand pat on production. The move has brought concerns around inflationary pressures back to the fore, adding to worries that higher prices and an aggressive monetary tightening by central banks could tip the global economy into recession. The White House has described the OPEC+ decision as ill- advised under current market conditions, and added that the US will work with producers and consumers to manage gasoline prices for Americans. Here's what analysts are saying about the shock OPEC+ production change: Goldman Sachs Group Inc. - raised its Brent oil forecast to \$95 a barrel for December this year from \$90 earlier, and to \$100 for December 2024 from \$95. Bank of America Corp. - BofA maintains its Brent forecast of over \$90 a barrel in the second half of the year. (Bloomberg)

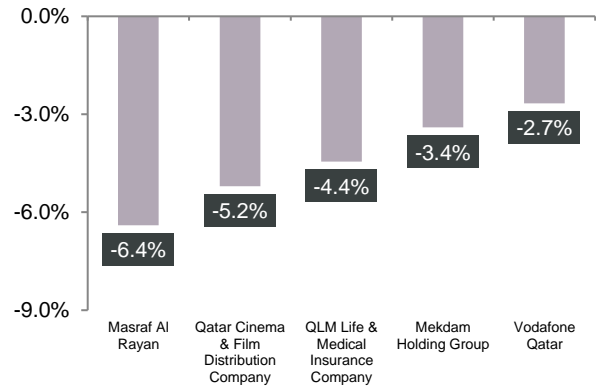
# Qatar Stock Exchange

## Top Gainers



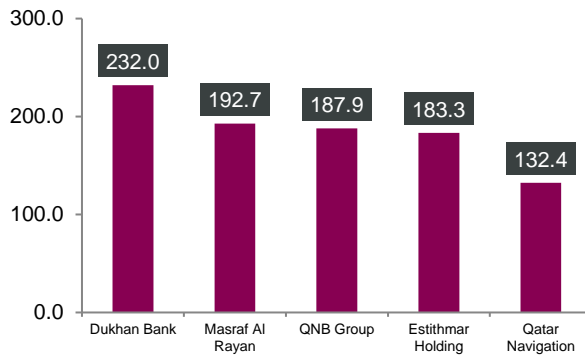
Source: Qatar Stock Exchange (QSE)

## Top Decliners



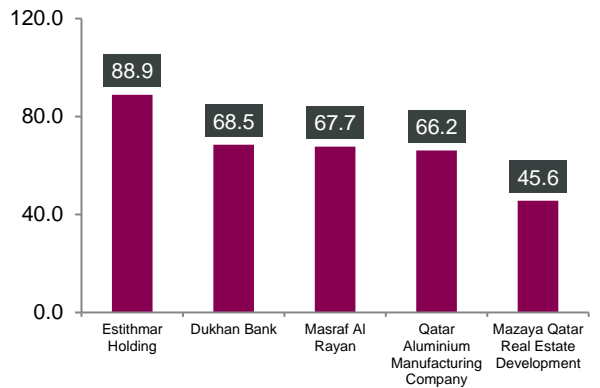
Source: Qatar Stock Exchange (QSE)

## Most Active Shares by Value (QR Million)



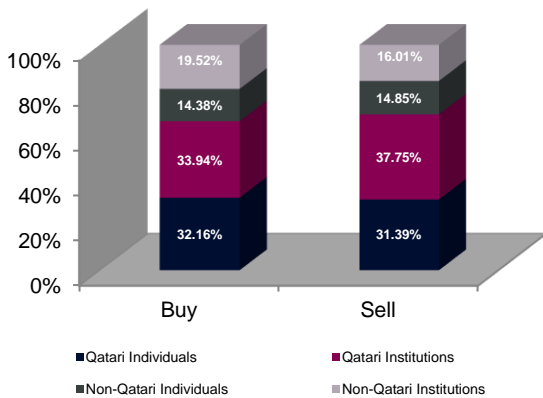
Source: Qatar Stock Exchange (QSE)

## Most Active Shares by Volume (Million)



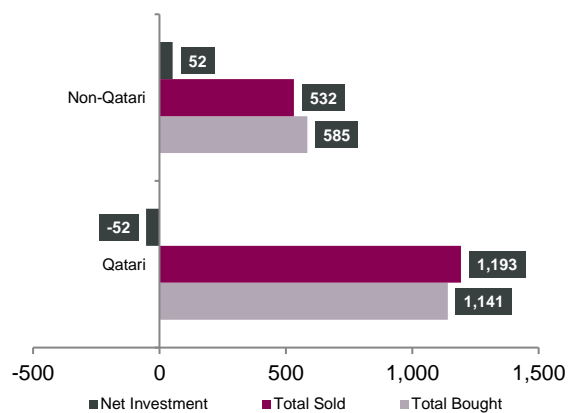
Source: Qatar Stock Exchange (QSE)

## Investor Trading Percentage to Total Value Traded



Source: Qatar Stock Exchange (QSE)

## Net Traded Value by Nationality (QR Million)



Source: Qatar Stock Exchange (QSE)

## TECHNICAL ANALYSIS OF THE QSE INDEX



Source: Bloomberg

The QE index closed up by 1.27% from the week before; it closed at 10,342.4 points. This two-year low level reached is significant, but it can be used for accumulation. The reason for that is the lower volumes on the most recent down move and the RSI remains in positive divergence against the movement of the Index.

### DEFINITIONS OF KEY TERMS USED IN TECHNICAL ANALYSIS

**RSI (Relative Strength Index) indicator** – RSI is a momentum oscillator that measures the speed and change of price movements. The RSI oscillates between 0 to 100. The index is deemed to be overbought once the RSI approaches the 70 level, indicating that a correction is likely. On the other hand, if the RSI approaches 30, it is an indication that the index may be getting oversold and therefore likely to bounce back.

**MACD (Moving Average Convergence Divergence) indicator** – The indicator consists of the MACD line and a signal line. The divergence or the convergence of the MACD line with the signal line indicates the strength in the momentum during the uptrend or downtrend, as the case may be. When the MACD crosses the signal line from below and trades above it, it gives a positive indication. The reverse is the situation for a bearish trend.

**Candlestick chart** – A candlestick chart is a price chart that displays the high, low, open, and close for a security. The 'body' of the chart is portion between the open and close price, while the high and low intraday movements form the 'shadow'. The candlestick may represent any time frame. We use a one-day candlestick chart (every candlestick represents one trading day) in our analysis.

**Doji candlestick pattern** – A Doji candlestick is formed when a security's open and close are practically equal. The pattern indicates indecisiveness, and based on preceding price actions and future confirmation, may indicate a bullish or bearish trend reversal.

**Shooting Star/Inverted Hammer candlestick patterns** – These candlestick patterns have a small real body (open price and close price are near to each other), and a long upper shadow (large intraday movement on the upside). The Shooting Star is a bearish reversal pattern that forms after a rally. The Inverted Hammer looks exactly like a Shooting Star, but forms after a downtrend. Inverted Hammers represent a potential bullish trend reversal.

Company Name	Price April 06	% Change Weekly	% Change YTD	Market Cap. QR Million	TTM P/E	P/B	Div. Yield
Qatar National Bank	16.20	0.81	(10.00)	149,630	10.9	1.8	3.7
Qatar Islamic Bank	18.50	4.05	(0.32)	43,714	11.4	1.9	3.4
Commercial Bank of Qatar	5.80	(0.10)	15.96	23,466	8.9	1.2	4.3
Doha Bank	1.62	(0.31)	(16.85)	5,035	8.8	0.5	4.6
Al Ahli Bank	3.92	0.00	(2.37)	9,988	13.7	1.5	5.1
Qatar International Islamic Bank	9.91	0.18	(4.74)	14,996	15.7	2.1	4.0
Masraf Al Rayan	2.77	(6.40)	(12.77)	25,724	19.8	1.1	3.6
Qatar First Bank	1.00	1.83	(12.66)	1,120	12.7	1.0	N/A
National Leasing	0.68	3.03	(3.27)	337	17.4	0.5	4.4
Dlala Holding	0.91	16.05	(20.23)	173	N/A	0.9	N/A
Qatar & Oman Investment	0.54	1.30	(1.09)	171	105.5	0.7	1.8
Islamic Holding Group	3.53	2.32	(14.11)	200	19.8	1.3	1.4
Dukhan Bank	3.42	0.26	N/A	17,916	N/A	N/A	N/A
<b>Banking and Financial Services</b>				<b>292,471</b>			
Zad Holding	16.00	0.06	9.59	4,380	23.1	3.4	3.9
Qatar German Co. for Medical Devices	1.02	2.81	(18.62)	118	95.3	3.4	N/A
Salam International Investment	0.57	5.13	(6.51)	656	10.9	0.5	N/A
Baladna	1.31	(0.53)	(14.24)	2,496	31.2	1.1	4.0
Medicare Group	6.00	3.43	(3.33)	1,689	21.4	1.6	30.0
Qatar Cinema & Film Distribution	3.15	(5.20)	1.19	198	79.1	1.5	1.9
Qatar Fuel	17.40	0.29	(3.06)	17,300	16.2	1.9	5.2
Qatar Meat and Livestock	1.47	10.87	(27.71)	264	N/A	1.4	N/A
Mannai Corp.	5.86	4.53	(22.83)	2,671	N/A	2.7	55.5
Al Meera Consumer Goods	15.42	1.72	(2.28)	3,084	15.6	2.0	5.8
<b>Consumer Goods and Services</b>				<b>32,857</b>			
Qatar Industrial Manufacturing	2.83	6.87	(11.78)	1,346	8.9	0.8	4.6
Qatar National Cement	4.10	(2.43)	(15.33)	2,678	11.7	0.9	7.3
Industries Qatar	13.19	1.46	2.97	79,800	9.0	1.9	8.3
Qatari Investors Group	1.71	1.07	1.13	2,120	10.7	0.7	8.8
Qatar Electricity and Water	16.69	(1.07)	(5.71)	18,359	10.8	1.2	5.7
Aamal	0.83	2.71	(14.46)	5,254	15.0	0.7	6.0
Gulf International Services	1.94	8.83	32.63	3,596	12.4	1.0	5.2
Mesaieed Petrochemical Holding	1.97	2.40	(7.57)	24,699	14.0	1.4	5.6
Invesment Holding Group	2.10	1.35	16.56	7,142	18.2	1.6	N/A
Qatar Aluminum Manufacturing	1.56	1.82	2.83	8,722	9.5	1.3	5.8
Mekdam Holding Group	5.89	(3.37)	(14.85)	441	14.3	4.2	5.4
<b>Industrials</b>				<b>154,156</b>			
Qatar Insurance	1.72	7.56	(10.50)	5,621	N/A	0.9	N/A
QLM Life & Medical Insurance	3.01	(4.44)	(37.28)	1,054	12.8	1.9	4.1
Doha Insurance	1.95	0.05	(1.47)	975	11.0	0.8	7.7
Qatar General Insurance & Reinsurance	1.09	0.93	(25.75)	954	N/A	0.2	N/A
Al Khaleej Takaful Insurance	2.21	10.55	(3.91)	564	11.1	1.0	4.5
Qatar Islamic Insurance	8.45	0.98	(2.85)	1,268	12.7	2.8	4.7
Damaan Islamic Insurance Company	3.95	(0.10)	N/A	790	N/A	N/A	4.1
<b>Insurance</b>				<b>11,226</b>			
United Development	1.15	5.39	(11.31)	4,083	10.5	0.4	4.8
Barwa Real Estate	2.62	0.38	(8.98)	10,176	8.9	0.5	6.7
Ezdan Real Estate	0.93	5.71	(7.49)	24,562	282.5	0.7	N/A
Mazaya Qatar Real Estate Development	0.63	4.47	(9.34)	730	17.7	0.7	N/A
<b>Real Estate</b>				<b>39,551</b>			
Ooredoo	9.91	5.58	7.76	31,757	13.4	1.3	4.3
Vodafone Qatar	1.68	(2.66)	6.18	7,114	14.2	1.5	5.9
<b>Telecoms</b>				<b>38,871</b>			
Qatar Navigation (Milaha)	8.70	5.82	(14.31)	9,882	9.7	0.6	4.0
Gulf Warehousing	3.80	1.47	(6.13)	223	9.2	1.0	2.6
Qatar Gas Transport (Nakilat)	3.65	5.58	(0.27)	20,233	14.0	1.8	3.6
<b>Transportation</b>				<b>30,338</b>			
<b>Qatar Exchange</b>				<b>601,474</b>			

Source: Bloomberg

## **Contacts**

QNB Financial Services Co. W.L.L. Contact  
Center: (+974) 4476 6666  
[info@qnbfs.com.qa](mailto:info@qnbfs.com.qa)  
Doha, Qatar

Saugata Sarkar, CFA, CAIA  
Head of Research  
[saugata.sarkar@qnbfs.com.qa](mailto:saugata.sarkar@qnbfs.com.qa)

Shahan Keushgerian  
Senior Research Analyst  
[shahan.keushgerian@qnbfs.com.qa](mailto:shahan.keushgerian@qnbfs.com.qa)

Phibion Makuwerere, CFA  
Senior Research Analyst  
[phibion.makuwerere@qnbfs.com.qa](mailto:phibion.makuwerere@qnbfs.com.qa)

Roy Thomas  
Senior Research Analyst  
[roy.thomas@qnbfs.com.qa](mailto:roy.thomas@qnbfs.com.qa)

Dana Saif Al Sowaidi  
Research Analyst  
[dana.alsowaidi@qnbfs.com.qa](mailto:dana.alsowaidi@qnbfs.com.qa)

**Disclaimer and Copyright Notice:** This publication has been prepared by QNB Financial Services Co. W.L.L. ("QNBFS") a wholly-owned subsidiary of Qatar National Bank (Q.P.S.C.). QNB FS is regulated by the Qatar Financial Markets Authority and the Qatar Exchange. Qatar National Bank (Q.P.S.C.) is regulated by the Qatar Central Bank. This publication expresses the views and opinions of QNBFS at a given time only. It is not an offer, promotion or recommendation to buy or sell securities or other investments, nor is it intended to constitute legal, tax, accounting, or financial advice. QNBFS accepts no liability whatsoever for any direct or indirect losses arising from use of this report. Any investment decision should depend on the individual circumstances of the investor and be based on specifically engaged investment advice. We therefore strongly advise potential investors to seek independent professional advice before making any investment decision. Although the information in this report has been obtained from sources that QNBFS believes to be reliable, we have not independently verified such information and it may not be accurate or complete. QNBFS does not make any representations or warranties as to the accuracy and completeness of the information it may contain, and declines any liability in that respect. For reports dealing with Technical Analysis, expressed opinions and/or recommendations may be different or contrary to the opinions/recommendations of QNBFS Fundamental Research as a result of depending solely on the historical technical data (price and volume). QNBFS reserves the right to amend the views and opinions expressed in this publication at any time. It may also express viewpoints or make investment decisions that differ significantly from, or even contradict, the views and opinions included in this report. This report may not be reproduced in whole or in part without permission from QNBFS.

**COPYRIGHT:** No part of this document may be reproduced without the explicit written permission of QNBFS.