

Market Review and Outlook

The Qatar Stock Exchange (QSE) Index dropped by 412.12 points or 3.7% during the week to close at 10,698.04. Market capitalization declined by 3.7% to QR606.8 billion (bn) compared with QR630.3bn at the end of the previous trading week. Of the 49 traded companies, 42 ended the week lower, 5 ended higher and 2 unchanged. Gulf Warehousing Co. (GWCS) was the worst performing stock for the week, falling 15.0%. Meanwhile, Qatar Cinema & Film Distribution Co. (QCFS) was the best performing stock for the week, going up 9.6%.

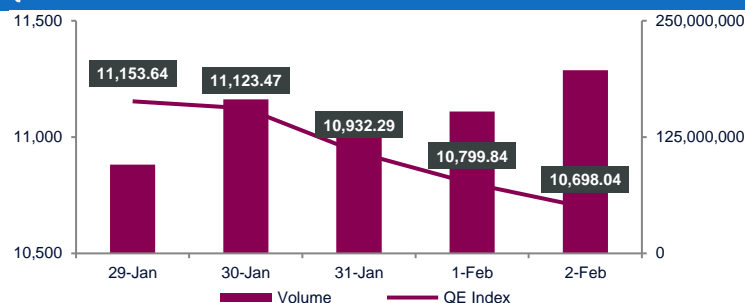
QNB Group (QNBK), Masraf Al Rayan (MARK) and Qatar Islamic Bank (QIBK) were the primary contributors to the weekly index drop. QNBK and MARK wiped out 115.16 and 112.80 points from the index, respectively. Further, QIBK rubbed out another 51.24 points.

Traded value during the week jumped 24.4% to reach QR2,889.0mn from QR2,323.2mn in the prior trading week. Masraf Al Rayan (MARK) was the top value traded stock during the week with total traded value of QR532.5mn.

Traded volume increased 9.9% to 744.9mn shares compared to 677.7mn shares in the prior trading week. The number of transactions went up 17.5% to 86,996 vs 74,022 in the prior week. Masraf Al Rayan (MARK) was the top volume traded stock during the week with total traded volume of 191.8mn shares.

Foreign institutions remained bullish, ending the week with net buying of QR50.5mn vs. net buying of QR157.5mn in the prior week. Qatari institutions remained bearish with net selling of QR68.1mn vs. net selling of QR135.8mn in the week before. Foreign retail investors ended the week with net selling of QR1.1mn vs. net buying of QR25.6mn in the prior week. Qatari retail investors recorded net buying of QR18.6mn vs. net selling of QR47.2mn the week before. YTD (as of Today's closing), global foreign institutions were net buyers of \$27.6mn.

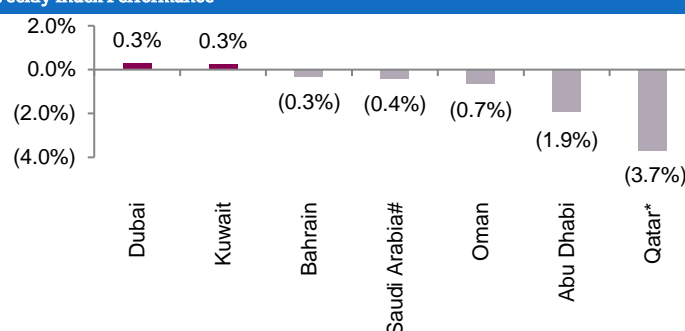
QSE Index and Volume



Market Indicators	Week ended Feb 02, 2023	Week ended Jan 26, 2023	Chg. %
Value Traded (QR mn)	2,889.0	2,323.2	24.4
Exch. Market Cap. (QR mn)	606,802.1	630,341.2	(3.7)
Volume (mn)	744.9	677.7	9.9
Number of Transactions	86,996	74,022	17.5
Companies Traded	49	49	(4.1)
Market Breadth	05:42	32:16	-

Market Indices	Close	WTD%	MTD%	YTD%
Total Return	21,913.05	(3.7)	(2.1)	0.2
ALL Share Index	3,432.33	(3.4)	(0.8)	0.5
Banks and Financial Services	4,344.52	(5.2)	(0.6)	(1.0)
Industrials	3,995.11	(1.2)	(1.3)	5.7
Transportation	4,255.01	(2.4)	(0.4)	(1.9)
Real Estate	1,469.41	(5.5)	(2.8)	(5.8)
Insurance	2,026.87	(4.8)	(2.9)	(7.3)
Telecoms	1,327.64	0.2	0.8	0.7
Consumer Goods & Services	7,781.02	(1.4)	(0.6)	(1.7)
Al Rayan Islamic Index	4,577.26	(3.1)	(1.1)	(0.3)

Weekly Index Performance



Regional Indices	Close	WTD%	MTD%	YTD%	Weekly Exchange Traded Value (\$ mn)	Exchange Mkt. Cap. (\$ mn)	TTM P/E**	P/B**	Dividend Yield
Qatar*	10,698.04	(3.7)	(2.1)	0.2	791.10	166,081.7	11.9	1.4	4.3
Dubai	3,365.25	0.3	2.0	1.0	307.05	158,906.2	9.2	1.1	1.6
Abu Dhabi	9776.44	(1.9)	(0.0)	(3.9)	1,803.75	662,169.7	26.7	2.8	2.1
Saudi Arabia#	10,783.73	(0.4)	(0.1)	2.9	5,385.94	2,702,399.1	17.2	2.2	2.7
Kuwait	7,330.29	0.3	0.7	0.5	645.24	153,730.3	18.1	1.7	3.4
Oman	4,719.71	(0.7)	0.3	(2.8)	19.26	21,844.4	11.3	0.7	3.6
Bahrain	1,921.23	(0.3)	(0.4)	1.4	36.09	66,572.7	8.1	1.1	5.5

Source: Bloomberg, country exchanges and Zawya (** Trailing Twelve Months; * Value traded (\$ mn) do not include special trades, if any; # Data as of February 02, 2023)

- MARK reports net loss of QR15.7mn in 4Q2022, misses our estimate** – Masraf Al Rayan (MARK) reported net loss of QR15.7mn in 4Q2022 as compared to net profit of QR4.7mn in 4Q2021 and net profit of QR334.1mn in 3Q2022, missing our estimate of QR163.4mn. The bank's total assets stood at QR168bn at the end of December 31, 2022, down 3.5% YoY. However, on QoQ basis the bank's total assets increased 2.4%. Financing Assets were QR118bn, registering a fall of 2.3% YoY at the end of December 31, 2022. However, on QoQ basis Financing Assets increased 1.2%. Loss per share amounted to QR0.01 in 4Q2022 as compared to earnings per share of QR0.04 in 3Q2022 and loss per share of QR0.01 in 4Q2021. The Board of Directors recommended a cash dividend distribution of QAR 0.10 per share (lower than our estimated DPS of 0.15 per share), which is 10% of the paid-up capital. (QSE, QNBFS)
- Al Rayan Qatar ETF discloses its financial statements for the year ended 31 December 2022** - Al Rayan Qatar ETF disclosed its financial statements as at and for the year ended 31 December 2022. The statement shows that the net asset value as at 31 December 2022 amounted to QR521.2 mn representing QR2.3788 per unit. In addition, Al Rayan Qatar ETF is expected to pay dividends during the second quarter of 2023. (QSE)
- MKDM's bottom line rises 28.3% YoY and 99.2% QoQ in 4Q2022** - Mekdam Holding Group's (MKDM) net profit rose 28.3% YoY (+99.2% QoQ) to QR13.1mn in 4Q2022. The company's revenue came in at QR163.9mn in 4Q2022, which represents an increase of 57.8% YoY (+19.8% QoQ). EPS amounted to QR0.19 in 4Q2022 as compared to QR0.15 in 4Q2021 and QR0.10 in 3Q2022. The Board of Directors decided to recommend to the General Assembly the distribution of dividends to shareholders at the rate of 45.29% of the company's capital, so that cash dividends are distributed to shareholders at 35% of the company's capital, and bonus shares are distributed to shareholders at a rate of 7 shares for every 68 shares (i.e., approximately equivalent to 0.1029 share for each share). (QSE)
- QCB to continue with current rates** - Qatar Central Bank has assessed the current monetary requirements of Qatar and has decided to continue with the current interest rates for QCB Deposit Rate, QCB Lending Rate and QCB Repo Rate. Qatar Central Bank aims to maintain the current interest rates at an appropriate level to support sustainable economic growth. The central bank will continue to assess the appropriate monetary policy, taking into account all the aspects which may affect financial stability and will review its monetary policy as and when appropriate to address changes in economic requirements. (Qatar Tribune)
- QNB Financial Services will start market making activity as of Wednesday 1 February 2023** - Qatar Stock Exchange announces that QNB Financial Services will start Market Making activity as of Wednesday, 1 February 2023 for the following companies: 1) Commercial Bank (CBQK), 2) Qatar Electricity & Water (QEWS), and 3) Ooredoo (ORDS). (QSE)
- QInvest announces extending MEEZA book building subscription period until Feb 9** - QInvest LLC, Qatar's leading investment bank and one of the most prominent Islamic financial institutions globally, acting in its capacity as Listing Advisor and Offering Manager on the potential initial public offering of MEEZA QSTP LLC, a leading provider of end-to-end IT services in Qatar, hereby announces, as per Qualified Investors request, extending the Book Building Subscription Period by 10 business days to end at 3:00PM local time on 9 February 2023. Qualified Investors will use this extension to finalize internal approvals and submit their orders. During the Book Building Subscription Period, only Qualified Investors can review the details related to the IPO. The purpose of the book-building mechanism is to quantify Qualified Investors demand based on the Price Range, in order to set the final Offer Share price for the Offering. Offering details have been made publicly available on QInvest website www.qinvest.com. The Book Building Subscription Period for Qualified Investors is in accordance with the book-building mechanism issued by the Qatar Financial Markets Authority. (Peninsula Qatar)
- Health insurance for visitors will begin from Feb 1** - The Ministry of Public Health (MoPH) has announced that the implementation of the first phase of the mandatory Health Insurance Scheme in Qatar will begin on February 1 with all visitors to Qatar required to have a health insurance policy. This is in accordance with Law No. (22) of 2021 regarding the regulation of healthcare services within Qatar, which stipulates that all visitors shall be covered by the mandatory Health Insurance Scheme. The Scheme will be implemented in phases to ensure a smooth rollout. The first phase will start with visitors to Qatar on February 1, 2023. The Ministry has set the necessary arrangements to launch the first phase of the Scheme, including enabling visitors to obtain a health insurance policy from MoPH-registered health insurance companies. The Ministry explained that the insurance policy for visitors covers emergency and accident services only, with a premium of QR50 per month at the initial issuance and upon extension of the visa. The visitor can also obtain a health insurance policy that covers additional services, and the premiums for such policies will vary depending on the prices of the insurance companies. The Ministry pointed out that visitors can choose one of the registered insurance companies through the links available on the MoPH website. When visitors apply for an entry visa to Qatar, they must have a health insurance policy as it is one of the requirements for obtaining a visitor's visa. The same process applies when extending the visitor visa. The Ministry indicated that for visitors who hold international health insurance, the insurance policy must include Qatar, be valid during their stay in the country and issued by one of the insurance companies approved in Qatar. (Peninsula Qatar)
- GECF: Qatar to record 'fastest' annual growth in gas production in Middle East until 2050** - Qatar will record the fastest annual growth in gas production in the Middle East until 2050, delivering 2.6% annual growth, the Gas Exporting Countries Forum (GECF) said in a report. Qatar and Iran and Saudi Arabia, will remain "production hotspots" through 2050 and supply slightly less than 78% of the total output in the region, Doha-headquartered GECF said in its 'Annual Global Gas Outlook 2050' released on Sunday. Gas production in Iran and Saudi Arabia will grow by 2.1% and 1.5%, respectively, on an annual basis over the long term. Their share of regional production will reach almost 82%, while accounting for 18% of the world's gas output. The GECF outlook expects regional production to grow by 140 bcm by 2030. This, it said, will represent around 24% of global growth, driven by Qatar's North Field expansion projects, along with Iran, UAE and Saudi Arabia increases as well. But longer-term growth will be even more substantial. Output will jump by 520 bcm to 1,190 bcm by 2050. The share of global output will reach 22%, while the region will account for more than 33% of global growth. The Middle East is the world's third-largest gas-producing region,

accounting for almost 17% of global output. Annual production has been growing at a rapid 6% umping from 190 bcm in 2000 to 670 bcm in 2021. By comparison, Asia Pacific and African production grew by only 4.1% and 3.7%, respectively over that period. Meanwhile, upstream investment worth \$9.7tn is required in the gas sector up to 2050, GECF said. By 2050, energy demand is expected to rise by 22% while the share of natural gas in the energy mix will go up to 26%. During the review period, natural gas supply will increase by 36% while natural gas trade will expand by more than a third, led by LNG, which will overtake pipeline trade by 2026. Global GDP will more than double, from \$95tn today to \$210tn in real terms by 2050. Population growth will see 1.8bn additional people in 2050 with most of this rise taking place in Africa and the Asia Pacific. GECF secretary general Mohamed Hamel emphasized that all energy sources and technologies will be required to satisfy the world's growing energy needs, while improving air quality and reducing greenhouse gas emissions. Hamel said, "The uncertainties have never been so large, and the challenges so profound. What is nevertheless clearer, and more crucial, is the energy trilemma: how to ensure a secure, affordable, and sustainable energy system over the short- to long-term? What steps should be taken to ensure that energy is available for socio-economic development, while concurrently protecting the environment?" The outlook, he said, seeks to answer these pressing questions by examining the global and regional economic growth prospects, demand and supply of energy, natural gas trade and investment, the effects of policies, technological developments, and various other drivers. (Gulf Times)

- QatarEnergy takes 30% stake in Lebanon offshore exploration -** QatarEnergy entered into agreements with the Government of Lebanon, TotalEnergies and Eni to become a partner in two exploration blocks offshore the Republic of Lebanon. Pursuant to the terms of the agreements signed in Beirut today, QatarEnergy will hold a 30% working interest in the Exploration and Production Agreements pertaining to Blocks 4 and 9, marking QatarEnergy's first exploration endeavor in Lebanon. TotalEnergies (the operator) and Eni will each hold a 35% interest. The agreements were signed by HE Mr. Saad Sherida Al-Kaabi, the Minister of State for Energy Affairs, the President and CEO of QatarEnergy, HE Dr. Walid Fayad, the Minister of Energy and Water of Lebanon, Mr. Patrick Pouyanné, Chairman and CEO of TotalEnergies, and Mr. Claudio Descalzi, the CEO of Eni. Commenting on the signing of these agreements, HE Mr. Al-Kaabi said: "This very important commitment gives us the opportunity to support Lebanon's economic development, at this critical juncture. And I want to assure our brothers in Lebanon that with the guidance of HH Sheikh Tamim bin Hamad Al Thani, the Amir of the State of Qatar, the State of Qatar will always be there in support of a better future for Lebanon and its people." HE Minister Al-Kaabi thanked the government of Lebanon and the Ministry of Energy and Water for their support saying: "I want to take this opportunity to express my sincere thanks to the Government of Lebanon represented by HE Dr. Walid Fayad, the Minister of Energy and Water and the teams at the ministry and the Lebanese Petroleum Administration for the valuable support and cooperation that led to this milestone." "I want to thank our partners Mr. Patrick Pouyanné and Mr. Claudio Descalzi as well as the working teams of TotalEnergies, Eni, and QatarEnergy. We are pleased to work with TotalEnergies and Eni, with whom we share a long history of cooperation, and who have a deep understanding of the region and a proven exploration track record. We look forward to beginning work on this promising endeavor, and hope that these efforts are successful for the benefit of Lebanon and its people," Minister Al-Kaabi concluded. Block 9 has a total area of 1,749 square kilometers

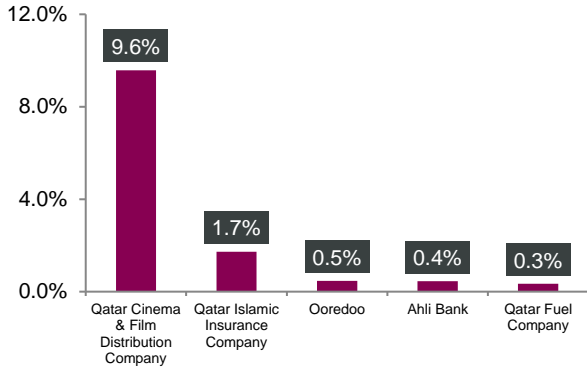
and lies about 80 kilometers off the coast of southern Lebanon in water depths of approximately 1,700 meters, while block 4 has a total area of 1,911 square kilometers and is located in water depths of about 1,500 meters. (Peninsula Qatar)

- Qatar logistics market to grow at fastest rate in GCC region -** Qatar's logistics market is forecast to grow at the fastest rate in the GCC region at a CAGR of 6.2% between 2020 and 2026, a report by Invest Qatar stated. According to the report among the markets the KSA is slated to record 5.8%, Kuwait, Oman and Bahrain at 4.5% and UAE is expected to grow at 2.4% in the regions logistics market. Qatar expects further growth in its warehousing, exports and logistics market with untapped potential for foreign investors. Amidst the pandemic Qatar logistics and warehousing recorded a revenue of \$22,462mn and notched a 7% growth in the past five years. Qatar's logistics and warehousing market is driven by improved infrastructure, increased industrial activity and growth in e-commerce. Qatar has one of the most advanced logistics infrastructure in the GCC region and globally to support its trading activities. The state accounts for the top 20% in logistics performance globally and the second in the GCC region. The report states that six trends shaping the transportation and logistics market in the GCC such as rising demand for perishable products, free trade and special economic zones, friendly government regulations prevalence of third-party logistics, changes in consumer preferences and digitalization. Global supply chains, warehousing and logistics are currently undergoing major transformation, creating a wealth of opportunities. Connectivity, logistics infrastructure, trade activity and business environment of Qatar make it an attractive trading hub, it noted. The state has a unique positioning and connectivity with a strategic geographic location, population of close to 3mn people and \$6tn in GDP within 3,000 km from Qatar. It is connected to more than 140 international destinations through Qatar Airways and 15+ direct shipping lanes through Hamad Port. The 8th globally in ICT infrastructure (incl. leadership in 5G and telecom), which together make the state an attractive trading hub in the globe. (Peninsula Qatar)
- Validity of Hayya Card extended till January 2024 -** The Ministry of Interior (MoI) has announced the extension on the validity of Hayya Card for fans and organizers, whereby its holders from outside the country will be allowed to enter Qatar until January 24, 2024. The Ministry also stated that the following conditions must be met: proof of a confirmed hotel reservation or accommodation with family or friends approved through the Hayya portal, a passport must be valid for no less than three months upon arrival in Qatar, obtaining health insurance during the period of stay in the country, and a return ticket. Based on this extension, all Hayya Card holders visiting Qatar will have access to the following: the 'Hayya with Me' feature' allows Hayya Card holders to invite up to three family members or friends, a multiple-entry permit to the country, use of the e-Gate system for entry and exit via Qatar ports, and no fees are required. The Ministry also stated: "The above conditions apply to holders of all Hayya Card types used during the FIFA World Cup Qatar 2022." This announcement from the Ministry comes after most Hayya card holders left the country as the initial validity was until January 23, 2023. The latest announcement now allows Hayya Card holders, both fans and organizers, from outside Qatar to enter the country if conditions are met. Among the conditions required is the health insurance following the Ministry of Public Health's announcement on the implementation of the first phase of the mandatory Health Insurance Scheme in Qatar. This will begin on February 1, with all visitors to Qatar required to have a health insurance policy. (Peninsula Qatar)

- Qatar's sovereign wealth fund invests \$150mn in North Road Company** - Qatar's sovereign wealth fund is investing \$150mn in North Road Co., an independent studio that produces the TV series Love Is Blind and the Planet of the Apes films, a sign that Hollywood's growing austerity hasn't dampened investor enthusiasm for entertainment. The deal values North Road at more than \$1bn and resumes a relationship between the Qataris and media mogul Peter Chernin, North Road's chief executive officer. The Qatar Investment Authority previously invested in the Chernin Group, the investment and media company he founded after leaving Fox. The money from Qatar is on top of an earlier commitment of as much as \$500m from Providence Equity Partners and another \$300m in debt financing from Apollo Global Management Inc. Chernin is stockpiling cash because he believes that several entertainment assets will go up for sale in the coming year or two and wants to have the resources to make deals. His company is already looking at three or four transactions, but he declined to specify which ones. "There will be plenty of opportunities," Chernin said in an interview. "Rather than find an opportunity we don't have money for, we'd rather have enough of a bankroll that we have flexibility." Chernin has already made a large bet on the value of unscripted programming. North Road last year acquired Red Arrow Studios' US assets, which owns the reality TV production outfit Kinetic Content. Kinetic produced some of Netflix's most popular unscripted programs, including Love Is Blind and The Ultimatum. Chernin founded North Road last year as a holding company for several production companies and studios. He wants to build one of the largest suppliers of programming to global streaming services such as Netflix. (Peninsula Qatar)
- HIA sees over 100% surge in passengers** - Hamad International Airport (HIA) witnessed a significant increase in passenger traffic in 2022, with a 101.9% Year-on-Year surge, making this a milestone year as the airport welcomed 35,734,243 passengers. The airport also saw an increase in overall aircraft movements of 217,875, a 28.2% growth compared to 2021, and concluded 2022 with 44 airline partners operating to and from Hamad International Airport. HIA currently serves over 170 destinations around the world. Last year, HIA retained its title as the "Best Airport in the World" for the second consecutive year and launched phase A of its expansion project. As part of the MATAR, the Qatar Company for Airports Operation and Management - Airport Operations Plan, HIA and Doha International Airport (DIA) further enhanced its airport operations during the FIFA World Cup Qatar 2022 and introduced customer-centric activities and operations in order to deliver a safe, seamless and memorable experience. Engr. Badr Mohammed Al Meer, HIA Chief Operating Officer said: "The year 2022 will remain a significant and memorable year as Hamad International Airport maintained operational excellence as our passenger and aircraft movements increased. This is attributed to our forward-thinking and preparedness for the expected increase in passenger numbers, investing in our people to deliver the best customer experience to our passengers." (Peninsula Qatar)

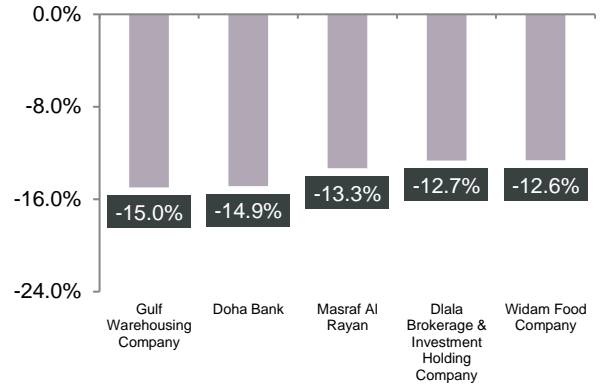
Qatar Stock Exchange

Top Gainers



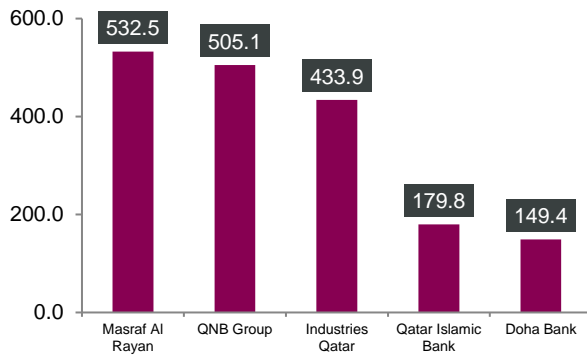
Source: Qatar Stock Exchange (QSE)

Top Decliners



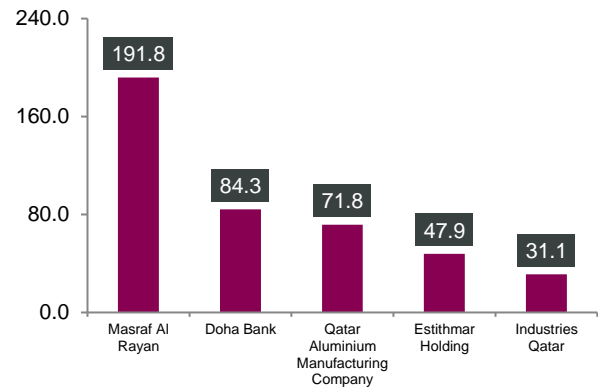
Source: Qatar Stock Exchange (QSE)

Most Active Shares by Value (QR Million)



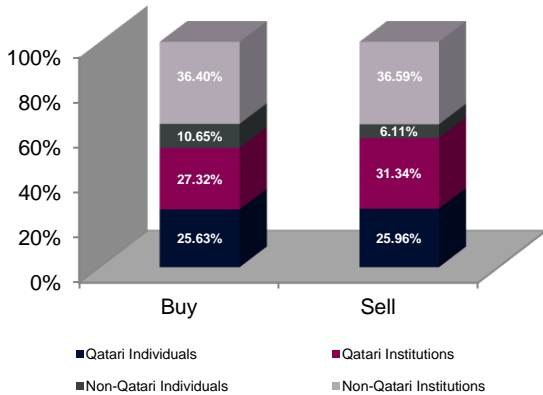
Source: Qatar Stock Exchange (QSE)

Most Active Shares by Volume (Million)



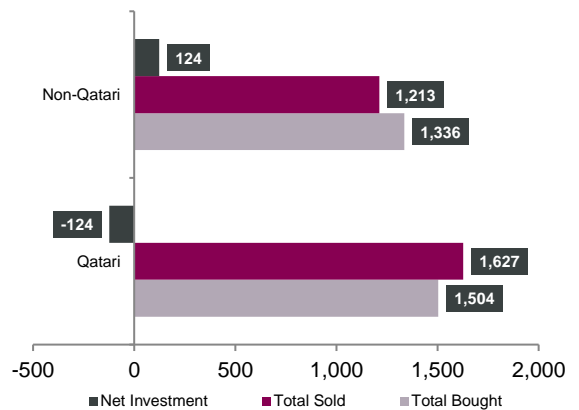
Source: Qatar Stock Exchange (QSE)

Investor Trading Percentage to Total Value Traded



Source: Qatar Stock Exchange (QSE)

Net Traded Value by Nationality (QR Million)



Source: Qatar Stock Exchange (QSE)

TECHNICAL ANALYSIS OF THE QSE INDEX



Source: Bloomberg

The QE index closed down by 3.7% from the week before; it closed at 10,698.04. The trend remains down and the Index is expected to test the lower side of the corrective channel, it should be noted that the current levels is around the 61.8% of the Fibonacci retracements. Our thesis has not changed, the next support level is around the 10,200 then 10,000 psychological support. The first major weekly resistance facing the Index is around the 11,500 level.

DEFINITIONS OF KEY TERMS USED IN TECHNICAL ANALYSIS

RSI (Relative Strength Index) indicator – RSI is a momentum oscillator that measures the speed and change of price movements. The RSI oscillates between 0 to 100. The index is deemed to be overbought once the RSI approaches the 70 level, indicating that a correction is likely. On the other hand, if the RSI approaches 30, it is an indication that the index may be getting oversold and therefore likely to bounce back.

MACD (Moving Average Convergence Divergence) indicator – The indicator consists of the MACD line and a signal line. The divergence or the convergence of the MACD line with the signal line indicates the strength in the momentum during the uptrend or downtrend, as the case may be. When the MACD crosses the signal line from below and trades above it, it gives a positive indication. The reverse is the situation for a bearish trend.

Candlestick chart – A candlestick chart is a price chart that displays the high, low, open, and close for a security. The 'body' of the chart is portion between the open and close price, while the high and low intraday movements form the 'shadow'. The candlestick may represent any time frame. We use a one-day candlestick chart (every candlestick represents one trading day) in our analysis.

Doji candlestick pattern – A Doji candlestick is formed when a security's open and close are practically equal. The pattern indicates indecisiveness, and based on preceding price actions and future confirmation, may indicate a bullish or bearish trend reversal.

Shooting Star/Inverted Hammer candlestick patterns – These candlestick patterns have a small real body (open price and close price are near to each other), and a long upper shadow (large intraday movement on the upside). The Shooting Star is a bearish reversal pattern that forms after a rally. The Inverted Hammer looks exactly like a Shooting Star, but forms after a downtrend. Inverted Hammers represent a potential bullish trend reversal.

Company Name	Price February 02	% Change Weekly	% Change YTD	Market Cap. QR Million	TTM P/E	P/B	Div. Yield
Qatar National Bank	17.32	(6.33)	(3.78)	159,975	11.7	1.9	3.2
Qatar Islamic Bank	19.20	(3.27)	3.45	45,368	11.9	2.0	3.0
Commercial Bank of Qatar	5.77	(1.37)	15.40	23,353	8.9	1.2	2.8
Doha Bank	1.64	(14.87)	(15.87)	5,094	9.3	0.5	4.6
Al Ahli Bank	4.03	0.45	0.50	10,281	14.1	1.5	3.5
Qatar International Islamic Bank	10.40	(0.95)	0.00	15,742	16.4	2.3	3.6
Masraf Al Rayan	2.66	(13.33)	(16.15)	24,729	19.1	1.0	6.4
Qatar First Bank	1.10	(6.36)	(3.58)	1,236	6.4	1.1	N/A
National Leasing	0.71	(5.74)	0.28	349	18.3	0.5	N/A
Dlala Holding	1.05	(12.67)	(8.23)	200	N/A	0.9	N/A
Qatar & Oman Investment	0.60	(0.50)	9.09	189	123.3	0.7	1.7
Islamic Holding Group	3.50	(9.37)	(14.84)	198	17.4	1.3	1.4
Banking and Financial Services				286,715			
Zad Holding	14.03	(1.54)	(3.90)	3,840	20.2	2.6	4.4
Qatar German Co. for Medical Devices	1.25	(4.80)	(0.56)	144	116.3	4.2	N/A
Salam International Investment	0.60	(3.39)	(2.44)	685	14.8	0.4	N/A
Baladna	1.41	(7.86)	(8.16)	2,673	30.7	1.2	3.8
Medicare Group	5.88	(4.61)	(5.30)	1,655	20.4	1.6	30.6
Qatar Cinema & Film Distribution	3.40	9.58	9.05	213	92.9	1.6	1.8
Qatar Fuel	17.96	0.34	0.06	17,857	16.8	1.9	4.2
Qatar Meat and Livestock	1.50	(12.64)	(26.18)	270	N/A	1.0	N/A
Mannai Corp.	7.70	(5.46)	1.49	3,513	124.9	2.7	81.8
Al Meera Consumer Goods	16.00	(1.17)	1.39	3,200	16.8	2.1	5.6
Consumer Goods and Services				34,050			
Qatar Industrial Manufacturing	3.10	(0.26)	(3.58)	1,471	8.2	0.8	3.9
Qatar National Cement	5.07	(2.52)	4.73	3,313	14.5	1.1	5.9
Industries Qatar	13.80	(0.22)	7.73	83,490	8.8	2.1	7.2
Qatari Investors Group	1.67	(5.06)	(1.01)	2,075	8.4	0.7	6.0
Qatar Electricity and Water	17.80	(0.67)	0.56	19,580	12.8	1.3	4.5
Aamal	0.98	(2.97)	0.51	6,174	17.4	0.8	5.1
Gulf International Services	1.65	(8.44)	12.95	3,063	11.0	0.9	N/A
Mesaieed Petrochemical Holding	2.17	(2.34)	2.21	27,312	14.4	1.6	5.1
Invesment Holding Group	1.65	(5.39)	(8.33)	5,617	15.2	1.3	N/A
Qatar Aluminum Manufacturing	1.78	(0.11)	16.78	9,905	8.9	1.5	4.5
Mekdam Holding Group	7.50	(9.64)	(1.61)	510	16.6	5.5	3.3
Industrials				162,509			
Qatar Insurance	1.76	(7.04)	(8.63)	5,739	12.5	0.9	5.7
QLM Life & Medical Insurance	4.00	0.00	(16.65)	1,400	17.3	2.7	5.5
Doha Insurance	2.07	(1.43)	4.60	1,035	11.1	0.9	5.8
Qatar General Insurance & Reinsurance	1.35	(8.47)	(8.04)	1,181	18.9	0.2	N/A
Al Khaleej Takaful Insurance	2.08	(6.68)	(9.56)	531	12.4	1.0	3.6
Qatar Islamic Insurance	8.65	1.73	(0.57)	1,298	13.5	2.9	4.6
Damaan Islamic Insurance Company	4.25	(0.35)	#N/A N/A	850	N/A	N/A	N/A
Insurance				12,034			
United Development	1.20	(2.68)	(7.69)	4,249	11.9	0.4	4.6
Barwa Real Estate	2.71	(8.14)	(5.67)	10,545	9.4	0.5	6.5
Ezdan Real Estate	0.98	(3.44)	(1.80)	26,074	175.1	0.8	N/A
Mazaya Qatar Real Estate Development	0.67	(3.86)	(3.30)	779	N/A	0.8	N/A
Real Estate				41,647			
Ooredoo	9.05	0.47	(1.64)	28,986	10.1	1.2	3.3
Vodafone Qatar	1.71	(0.52)	7.89	7,228	14.4	1.5	3.5
Telecoms				36,214			
Qatar Navigation (Milaha)	9.55	(4.21)	(5.91)	10,850	11.7	0.7	3.1
Gulf Warehousing	3.14	(14.97)	(22.41)	184	7.6	0.8	3.2
Qatar Gas Transport (Nakilat)	3.78	0.00	3.22	20,942	14.0	1.9	3.2
Transportation				31,977			
Qatar Exchange				606,802			

Source: Bloomberg

Contacts

QNB Financial Services Co. W.L.L. Contact
Center: (+974) 4476 6666 info@qnbfs.com.qa
Doha, Qatar

Saugata Sarkar, CFA, CAIA
Head of Research
saugata.sarkar@qnbfs.com.qa

Shahan Keushgerian
Senior Research Analyst
shahan.keushgerian@qnbfs.com.qa

Phibion Makuwerere, CFA
Senior Research Analyst
phibion.makuwerere@qnbfs.com.qa

Roy Thomas
Senior Research Analyst
roy.thomas@qnbfs.com.qa

Dana Saif Al Sowaidi
Research Analyst
dana.alsowaidi@qnbfs.com.qa

Disclaimer and Copyright Notice: This publication has been prepared by QNB Financial Services Co. W.L.L. ("QNBFS") a wholly-owned subsidiary of Qatar National Bank (Q.P.S.C.). QNB FS is regulated by the Qatar Financial Markets Authority and the Qatar Exchange. Qatar National Bank (Q.P.S.C.) is regulated by the Qatar Central Bank. This publication expresses the views and opinions of QNBFS at a given time only. It is not an offer, promotion or recommendation to buy or sell securities or other investments, nor is it intended to constitute legal, tax, accounting, or financial advice. QNBFS accepts no liability whatsoever for any direct or indirect losses arising from use of this report. Any investment decision should depend on the individual circumstances of the investor and be based on specifically engaged investment advice. We therefore strongly advise potential investors to seek independent professional advice before making any investment decision. Although the information in this report has been obtained from sources that QNBFS believes to be reliable, we have not independently verified such information and it may not be accurate or complete. QNBFS does not make any representations or warranties as to the accuracy and completeness of the information it may contain, and declines any liability in that respect. For reports dealing with Technical Analysis, expressed opinions and/or recommendations may be different or contrary to the opinions/recommendations of QNBFS Fundamental Research as a result of depending solely on the historical technical data (price and volume). QNBFS reserves the right to amend the views and opinions expressed in this publication at any time. It may also express viewpoints or make investment decisions that differ significantly from, or even contradict, the views and opinions included in this report. This report may not be reproduced in whole or in part without permission from QNBFS.

COPYRIGHT: No part of this document may be reproduced without the explicit written permission of QNBFS.