



Qatar Monthly Key Banking Indicators

March 2023

Contents

Commercial Banks Total Assets 3

Commercial Banks Credit Facilities 4

Commercial Banks Deposits 5

Loans to Deposits Ratio 6

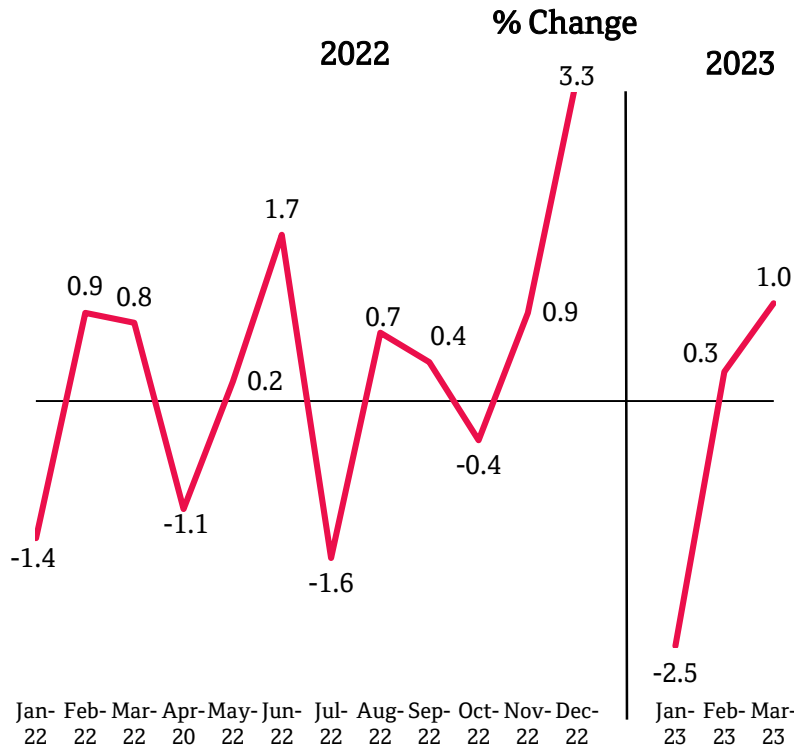
Net Interbank Position 7

Key Monthly Banking Sector Statistics 8

Commercial Banks Total Assets

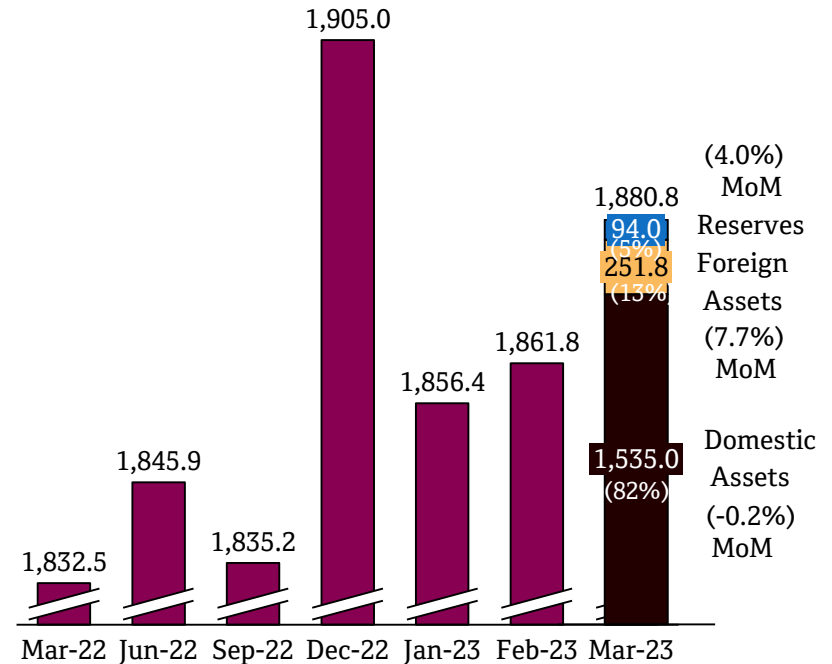
As at March 2023

Monthly Change in Assets



Assets by Location

QR Billion (% Change Month-on-Month)

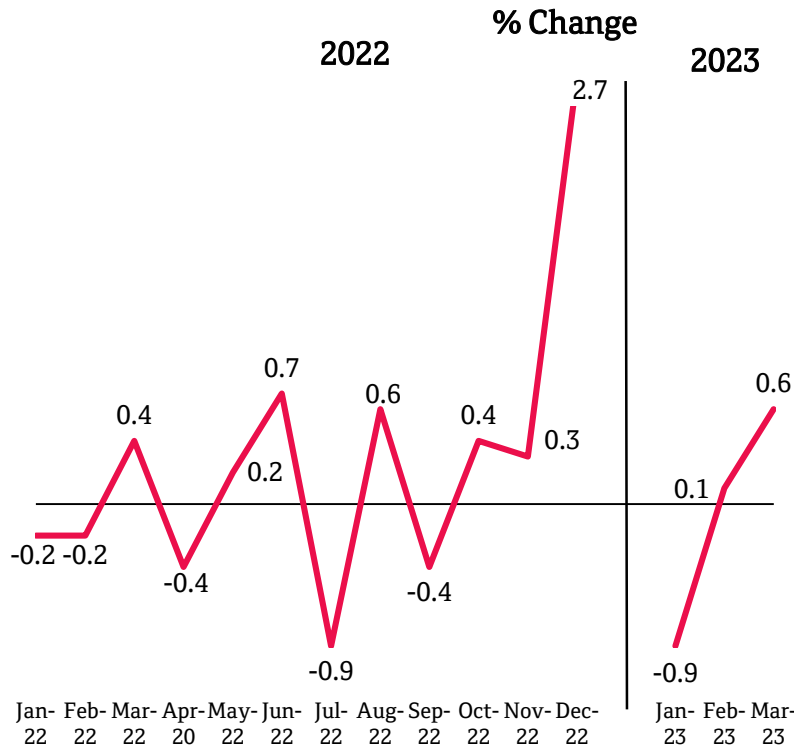


- Total Assets increased 1.0% during March 2023 to reach QR1.862 trillion
- Total Assets rise in March 2023 was mainly due to an increase by 7.7% in Foreign Assets
- Total Assets have declined by 1.3% in 2023, compared to a growth of 4.2% in 2022. Assets grew by an average 6.9% over the past five years (2018-2022)
- Liquid Assets to Total Assets was at 30.4% in March 2023, compared to 30.3% in February 2023

Commercial Banks Credit Facilities

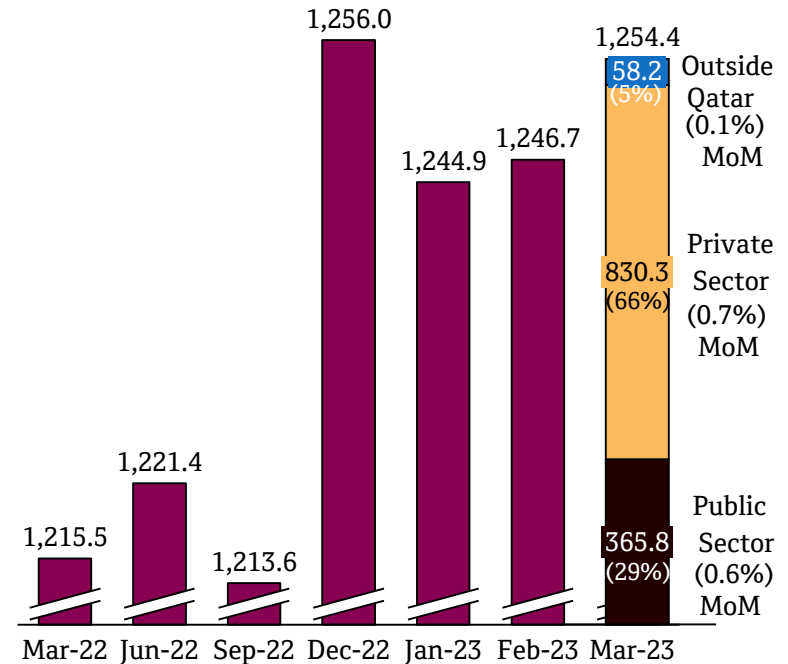
As at March 2023

Monthly Change in Loans



Loans by Sector

QR Billion (% Change Month-on-Month)

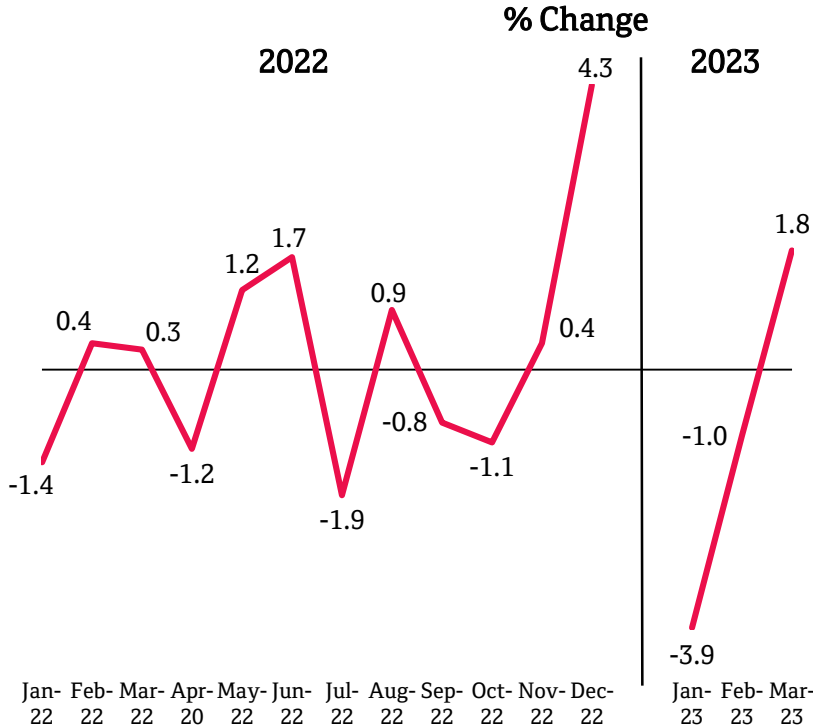


- Loans went up 0.6% during March 2023 to reach QR1,254.4bn
- Loans gain in March 2023 was mainly due to an increase both in the private (0.7%) and public (0.6%) sectors
- Loans have marginally gone down by 0.1% in 2023, compared to a growth of 3.3% in 2022. Loans grew by an average 6.7% over the past five years (2018-2022)
- Loan Provisions to Gross Loans was at 3.7% in March 2023, compared to 3.6% in February 2023

Commercial Banks Deposits

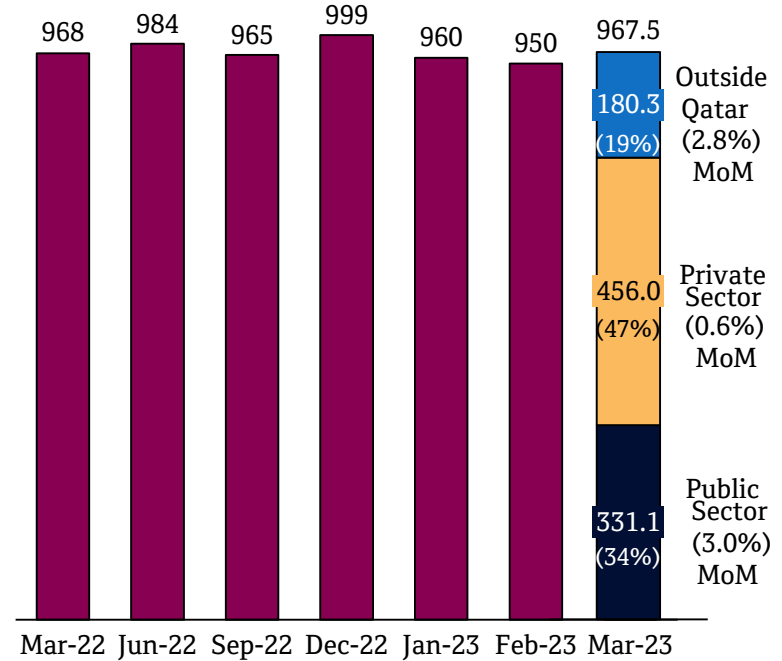
As at March 2023

Monthly Change in Deposits



Deposits by Sector

QR Billion (% Change Month-on-Month)

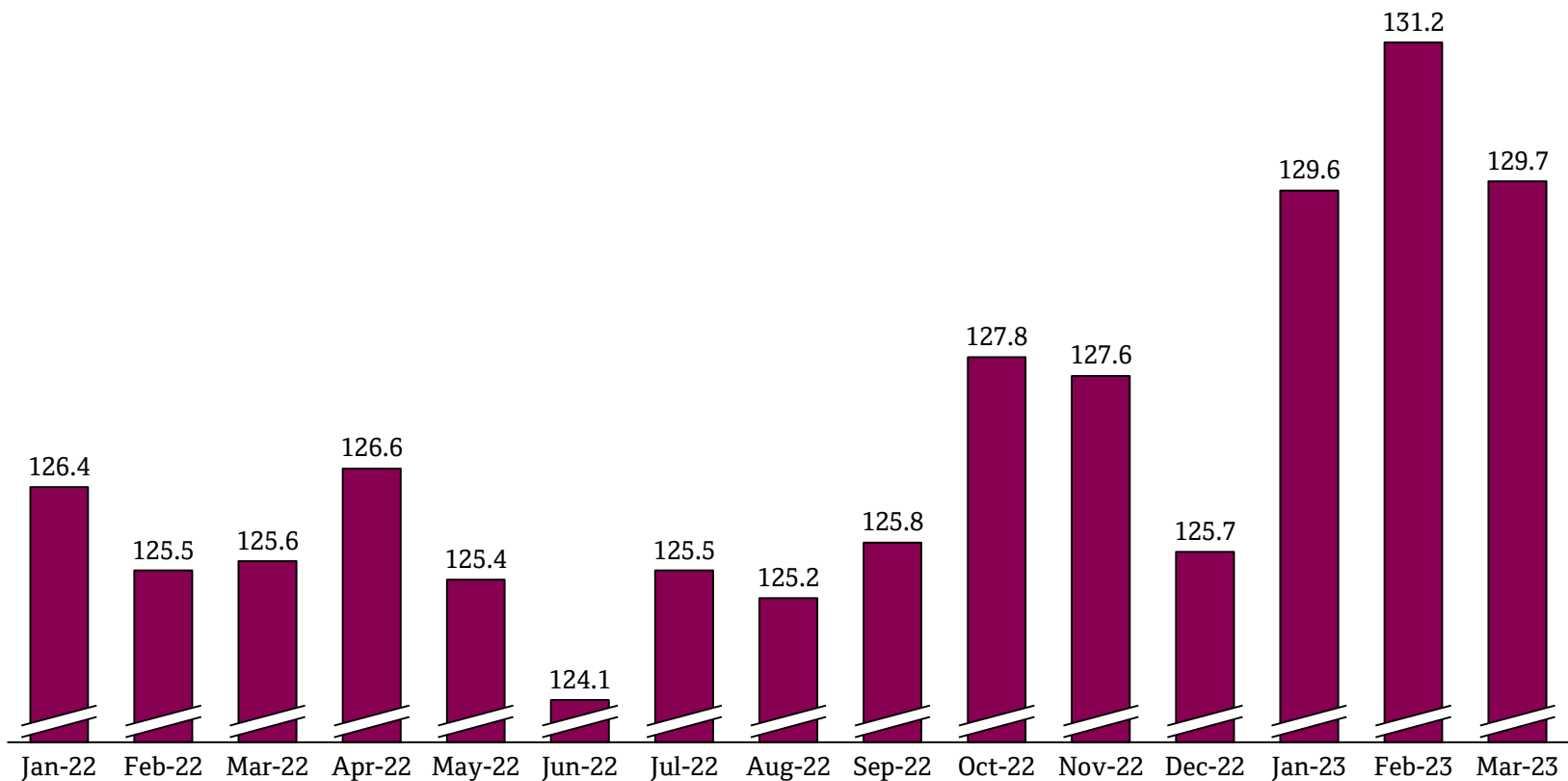


- Deposits grew by 1.8% during March 2023 to reach QR967.5bn
- Deposits growth in March 2023 was mainly due to both a rise by 3.0% in public sector and 2.8% in non-resident deposits
- Deposits have gone down by 4.9% in 2023, compared to a growth of 2.6% in 2022. Deposits grew by an average 4.0% over the past five years (2018-2022)

Loans to Deposits Ratio

As at March 2023

(%)



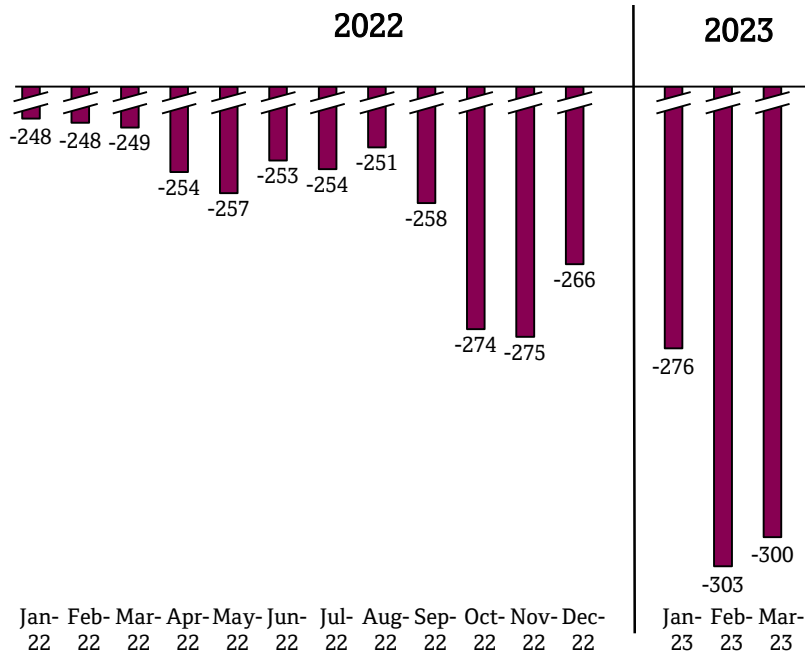
- Loans to Deposits ratio declined during the month to 129.7% as at March 2023
- Loans went up by 0.6% in March 2023 to reach QR1,254.4bn, while Deposits increased 1.8% in March 2023 to reach QR967.5bn

Net Interbank Position

As at March 2023

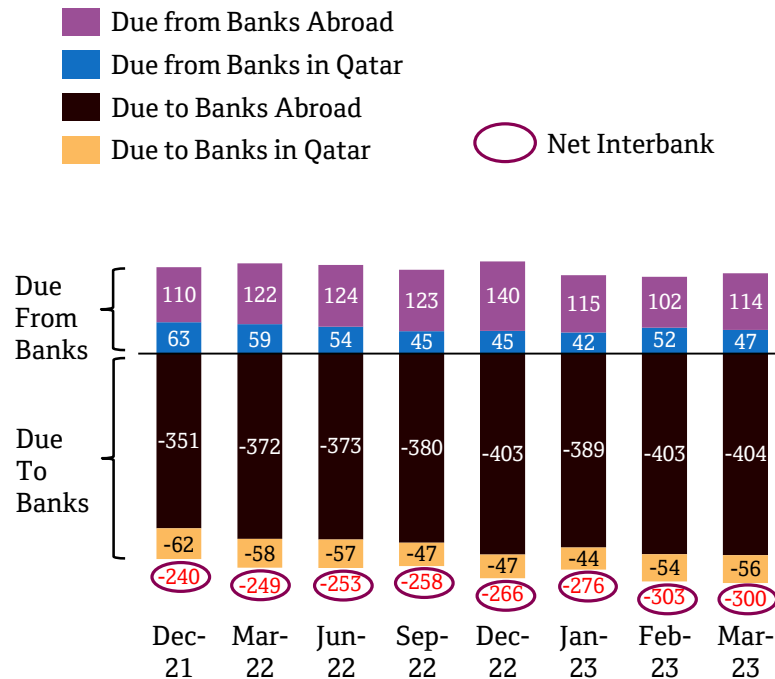
Monthly Net Interbank Position

(QR Billion)



Net Interbank Position Breakup

(QR Billion)



- The Net Interbank Position was at a negative QR300bn as at March 2023
- Due from Banks totaled QR160.8bn as at March 2023
- Due to Banks totaled QR460.4bn as at March 2023
- Due to Banks Abroad reached a high of QR404.5bn in March 2023

Key Monthly Banking Sector Statistics

As at March 2023

(In QR mn)	Dec-20	Dec-21	Mar-22	Jun-22	Sep-22	Dec-22	Jan-23	Feb-23	Mar-23	Change MoM	Change 2023
Total Assets	1,682,173	1,827,421	1,832,461	1,845,905	1,835,156	1,904,968	1,856,446	1,861,809	1,880,766	1.0%	-1.3%
Total Credit (Loans)	1,128,710	1,216,442	1,215,535	1,221,407	1,213,621	1,256,024	1,244,915	1,246,684	1,254,398	0.6%	-0.1%
Total Deposits	905,509	974,109	967,688	983,975	965,053	999,143	960,225	950,168	967,472	1.8%	-3.2%
Loan to Deposit Ratio	125%	125%	126%	124%	126%	126%	130%	131%	130%		
Credit Facilities (Geographic)											
Total Domestic Credit	1,053,285	1,146,473	1,147,156	1,154,399	1,149,892	1,197,766	1,186,273	1,188,522	1,196,160	0.6%	-0.1%
Total International Credit	75,425	69,969	68,379	67,008	63,729	58,257	58,642	58,162	58,237	0.1%	0.0%
Domestic Credit Facilities - Public Sector											
Government	136,798	142,258	131,327	124,981	108,614	116,013	101,672	101,962	104,155	2.2%	-10.2%
Government Institutions	196,989	218,665	219,484	220,193	227,108	239,889	242,551	243,549	243,778	0.1%	1.6%
Semi-Government Institutions	19,085	18,730	20,356	19,441	19,143	18,296	18,401	18,187	17,879	-1.7%	-2.3%
Total Domestic Public Sector Credit	352,872	379,652	371,167	364,616	354,865	374,198	362,624	363,698	365,812	0.6%	-2.2%
Domestic Credit Facilities - Private Sector											
General Trade	146,861	163,218	166,130	166,138	165,069	168,929	170,099	170,237	171,843	0.9%	1.7%
Industry	16,869	19,736	19,997	19,162	18,697	17,869	17,664	17,698	17,489	-1.2%	-2.1%
Contractors	37,694	41,937	41,048	40,622	40,919	41,593	41,472	40,844	41,701	2.1%	0.3%
Real Estate	152,691	161,006	161,240	167,704	170,212	185,457	185,018	188,634	185,204	-1.8%	-0.1%
Consumption & Others	158,169	163,140	166,368	168,263	170,545	167,410	167,940	166,477	166,032	-0.3%	-0.8%
Services	188,128	217,784	221,208	227,894	229,586	242,311	241,458	240,935	248,080	3.0%	2.4%
Total Domestic Private Sector Credit	700,413	766,821	775,990	789,783	795,028	823,568	823,649	824,825	830,348	0.7%	0.8%
Deposit Details (Geographic)											
Resident Deposits	660,351	693,441	709,226	761,138	761,302	806,548	772,679	774,660	787,129	1.6%	-2.4%
Non-resident Deposits	245,158	280,669	258,462	222,837	203,751	192,595	187,546	175,508	180,343	2.8%	-6.4%
Deposits - Public Sector (Domestic)											
Government	74,255	100,382	94,997	103,902	86,851	105,329	83,050	85,853	96,458	12.4%	-8.4%
Government Institutions	156,018	151,649	158,649	178,046	187,553	194,705	183,061	189,628	196,162	3.4%	0.7%
Semi Government Institutions	33,016	36,644	37,700	47,288	50,232	48,304	49,605	46,052	38,506	-16.4%	-20.3%
Total Public Sector Deposit	263,289	288,676	291,346	329,237	324,636	348,339	315,716	321,533	331,126	3.0%	-4.9%
Deposits - Private Sector (Domestic)											
Personal	216,119	219,268	226,746	225,899	224,532	228,818	230,622	233,088	235,719	1.1%	3.0%
Companies & Institutions	180,942	185,497	191,134	206,002	212,134	229,391	226,341	220,040	220,284	0.1%	-4.0%
Total Private Sector Deposit	397,062	404,765	417,880	431,901	436,667	458,209	456,963	453,128	456,003	0.6%	-0.5%

Source: QCB

Contacts

QNB Financial Services Co. W.L.L.

Contact Center: (+974) 4476 6666

info@qnbfs.com.qa

Doha, Qatar

Saugata Sarkar, CFA, CAIA

Head of Research

saugata.sarkar@qnbfs.com.qa

Shahan Keushgerian

Senior Research Analyst

shahan.keushgerian@qnbfs.com.qa

Phibion Makuwerere, CFA

Senior Research Analyst

phibion.makuwerere@qnbfs.com.qa

Roy Thomas

Senior Research Analyst

roy.thomas@qnbfs.com.qa

qnbfs.com

Disclaimer and Copyright Notice: This publication has been prepared by QNB Financial Services Co. W.L.L. (“QNBFS”) a wholly-owned subsidiary of Qatar National Bank (Q.P.S.C.). QNBFS is regulated by the Qatar Financial Markets Authority and the Qatar Exchange.

Qatar National Bank (Q.P.S.C.) is regulated by the Qatar Central Bank. This publication expresses the views and opinions of QNBFS at a given time only. It is not an offer, promotion or recommendation to buy or sell securities or other investments, nor is it intended to constitute legal, tax, accounting, or financial advice. QNBFS accepts no liability whatsoever for any direct or indirect losses arising from use of this report. Any investment decision should depend on the individual circumstances of the investor and be based on specifically engaged investment advice. We therefore strongly advise potential investors to seek independent professional advice before making any investment decision. Although the information in this report has been obtained from sources that QNBFS believes to be reliable, we have not independently verified such information and it may not be accurate or complete. QNBFS does not make any representations or warranties as to the accuracy and completeness of the information it may contain, and declines any liability in that respect. For reports dealing with Technical Analysis, expressed opinions and/or recommendations may be different or contrary to the opinions/recommendations of QNBFS Fundamental Research as a result of depending solely on the historical technical data (price and volume). QNBFS reserves the right to amend the views and opinions expressed in this publication at any time. It may also express viewpoints or make investment decisions that differ significantly from, or even contradict, the views and opinions included in this report. This report may not be reproduced in whole or in part without permission from QNBFS.

COPYRIGHT: No part of this document may be reproduced without the explicit written permission of QNBFS.