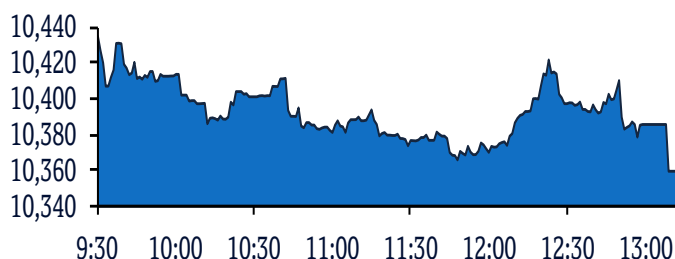


## QSE Intra-Day Movement



## Qatar Commentary

The QE Index declined 0.7% to close at 10,359.8. Losses were led by the Industrials and Telecoms indices, falling 1.8% and 1.4%, respectively. Top losers were Qatar Aluminium Manufacturing Company and Ahli Bank, falling 5.0% and 4.2%, respectively. Among the top gainers, Qatari German Company for Medical Devices gained 2.8%, while Mannai Corporation was up 2.4%.

## GCC Commentary

**Saudi Arabia:** The TASI Index fell 0.8% to close at 7,984.4. Losses were led by the Telecom. Services and Banks indices, falling 1.9% and 1.2%, respectively. Chubb Arabia Coop. Ins. declined 4.1%, while Maharah Human Resources was down 3.9%.

**Dubai:** The DFM Index declined 1.2% to close at 2,744.2. The Real Estate & Const. index declined 3.3%, while the Insurance index, fell 1.8%. Takaful Emarat declined 8.5%, while Emaar Properties was down 4.8%.

**Abu Dhabi:** The ADX General Index fell 0.5% to close at 5,030.9. The Services index declined 5.1%, while the Real Estate index fell 2.8%. Abu Dhabi National Hotels Company declined 10.0%, while Abu Dhabi Ship Building Co. was down 4.3%.

**Kuwait:** The Kuwait All Share Index fell 0.6% to close at 5,635.9. The Consumer Goods index declined 1.8%, while the Telecommunications index fell 1.2%. Umm Al Qaiwain General Inv. declined 10.0%, while Sokouk Holding Co. was down 9.4%.

**Oman:** The MSM 30 Index fell 0.3% to close at 4,025.0. Losses were led by the Services and Financial indices, falling 0.2% and 0.1%, respectively. Al Suwadi Power fell 2.7%, while Al Jazeera Services was down 2.3%.

**Bahrain:** The BHB Index fell 0.1% to close at 1,513.9. The Hotels & Tourism index declined 4.6%, while the Commercial Banks index fell 0.1%. National Hotels Company declined 19.9%, while Khaleeji Commercial Bank was down 4.1%.

QSE Top Gainers	Close*	1D%	Vol. '000	YTD%
Qatari German Co for Med. Devices	0.73	2.8	4,633.6	29.0
Mannai Corporation	3.36	2.4	428.4	(38.9)
Doha Bank	2.63	1.9	1,638.1	18.5
Islamic Holding Group	1.95	1.6	219.0	(10.8)
United Development Company	1.34	1.5	6,012.7	(9.2)

QSE Top Volume Trades	Close*	1D%	Vol. '000	YTD%
Aamal Company	0.73	(2.6)	60,179.6	(17.9)
Qatar Aluminium Manufacturing	0.93	(5.0)	10,392.9	(30.0)
Ezdan Holding Group	0.67	0.0	8,812.4	(48.4)
United Development Company	1.34	1.5	6,012.7	(9.2)
Qatari German Co for Med. Devices	0.73	2.8	4,633.6	29.0

Market Indicators	02 Oct 19	01 Oct 19	%Chg.
Value Traded (QR mn)	206.1	243.7	(15.5)
Exch. Market Cap. (QR mn)	574,573.3	578,812.4	(0.7)
Volume (mn)	125.8	125.9	(0.0)
Number of Transactions	7,524	6,140	22.5
Companies Traded	44	46	(4.3)
Market Breadth	13:25	28:13	-

Market Indices	Close	1D%	WTD%	YTD%	TTMP/E
Total Return	19,062.98	(0.7)	(0.6)	5.1	14.9
All Share Index	3,056.20	(0.6)	(0.3)	(0.7)	14.9
Banks	4,016.57	(0.1)	0.3	4.8	13.9
Industrials	3,092.56	(1.8)	(2.3)	(3.8)	18.2
Transportation	2,633.73	(0.3)	1.3	27.9	14.4
Real Estate	1,459.42	0.1	0.9	(33.3)	10.4
Insurance	2,974.54	(0.5)	0.1	(1.1)	16.8
Telecoms	922.93	(1.4)	(1.4)	(6.6)	15.9
Consumer	8,586.89	(1.1)	(0.8)	27.2	19.0
Al Rayan Islamic Index	3,959.30	(1.2)	(1.3)	1.9	15.5

GCC Top Gainers**	Exchange	Close*	1D%	Vol. '000	YTD%
Bupa Arabia for Coop. Ins.	Saudi Arabia	111.00	1.8	80.9	37.0
National Shipping Co.	Saudi Arabia	30.50	1.7	2,510.9	(8.7)
Dar Al Arkan Real Estate	Saudi Arabia	11.96	1.4	6,733.0	32.6
Mouwasat Med. Serv. Co.	Saudi Arabia	90.00	1.1	102.2	11.8
Ahli United Bank	Kuwait	0.32	1.0	11.3	11.7

GCC Top Losers**	Exchange	Close*	1D%	Vol. '000	YTD%
Emaar Properties	Dubai	4.40	(4.8)	14,818.7	6.5
Aldar Properties	Abu Dhabi	1.99	(2.9)	26,489.6	24.4
GFH Financial Group	Dubai	0.87	(2.5)	12,071.9	(3.8)
Saudi Telecom Co.	Saudi Arabia	105.80	(2.4)	668.4	17.3
Saudi Ind. Inv. Group	Saudi Arabia	22.82	(2.4)	1,181.9	(0.3)

Source: Bloomberg (# in Local Currency) (\*\* GCC Top gainers/losers derived from the S&P GCC Composite Large Mid Cap Index)

QSE Top Losers	Close*	1D%	Vol. '000	YTD%
Qatar Aluminium Manufacturing	0.93	(5.0)	10,392.9	(30.0)
Ahli Bank	3.40	(4.2)	100.0	33.6
Medicare Group	7.69	(3.9)	1,301.1	21.9
Aamal Company	0.73	(2.6)	60,179.6	(17.9)
Qatar Industrial Manufacturing	3.61	(2.4)	5.9	(15.5)

QSE Top Value Trades	Close*	1D%	Val. '000	YTD%
Aamal Company	0.73	(2.6)	45,341.2	(17.9)
QNB Group	19.41	0.1	27,168.7	(0.5)
Mesaieed Petrochemical Holding	2.90	(2.4)	12,276.8	92.9
Medicare Group	7.69	(3.9)	10,209.8	21.9
Qatar Aluminium Manufacturing	0.93	(5.0)	9,804.3	(30.0)

Source: Bloomberg (\* in QR)

Regional Indices	Close	1D%	WTD%	MTD%	YTD%	Exch. Val. Traded (\$ mn)	Exchange Mkt. Cap. (\$ mn)	P/E**	P/B**	Dividend Yield
Qatar*	10,359.84	(0.7)	(0.6)	(0.1)	0.6	56.27	157,835.3	14.9	1.6	4.1
Dubai	2,744.18	(1.2)	(1.9)	(1.3)	8.5	41.66	98,792.1	11.5	1.0	4.5
Abu Dhabi	5,030.86	(0.5)	(0.8)	(0.5)	2.4	44.31	140,004.7	15.1	1.4	4.9
Saudi Arabia	7,984.43	(0.8)	(0.5)	(1.3)	2.0	837.28	501,863.0	19.7	1.8	3.8
Kuwait	5,635.90	(0.6)	(1.3)	(0.8)	11.0	42.17	105,239.9	14.0	1.3	3.8
Oman	4,024.98	(0.3)	0.2	0.2	(6.9)	3.98	17,493.7	8.2	0.8	6.8
Bahrain	1,513.93	(0.1)	(0.5)	(0.2)	13.2	0.63	23,635.6	11.3	1.0	5.1

Source: Bloomberg, Qatar Stock Exchange, Tadawul, Muscat Securities Market and Dubai Financial Market (\*\* TTM; \* Value traded (\$ mn) do not include special trades, if any)

## Qatar Market Commentary

- The QE Index declined 0.7% to close at 10,359.8. The Industrials and Telecoms indices led the losses. The index fell on the back of selling pressure from GCC and non-Qatari shareholders despite buying support from Qatari shareholders.
- Qatar Aluminium Manufacturing Company and Ahli Bank were the top losers, falling 5.0% and 4.2%, respectively. Among the top gainers, Qatari German Company for Medical Devices gained 2.8%, while Mannai Corporation was up 2.4%.
- Volume of shares traded on Wednesday fell marginally to 125.8mn from 125.9mn on Tuesday. However, as compared to the 30-day moving average of 105.3mn, volume for the day was 19.5% higher. Aamal Company and Qatar Aluminium Manufacturing Company were the most active stocks, contributing 47.8% and 8.3% to the total volume, respectively.

Overall Activity	Buy %*	Sell %*	Net (QR)
Qatari Individuals	39.31%	39.21%	205,012.79
Qatari Institutions	24.78%	21.18%	7,414,367.57
<b>Qatari</b>	<b>64.09%</b>	<b>60.39%</b>	<b>7,619,380.37</b>
GCC Individuals	1.59%	0.33%	2,593,294.97
GCC Institutions	1.68%	6.23%	(9,364,425.83)
<b>GCC</b>	<b>3.27%</b>	<b>6.56%</b>	<b>(6,771,130.86)</b>
Non-Qatari Individuals	12.82%	12.13%	1,415,909.89
Non-Qatari Institutions	19.83%	20.92%	(2,264,159.40)
<b>Non-Qatari</b>	<b>32.65%</b>	<b>33.05%</b>	<b>(848,249.51)</b>

Source: Qatar Stock Exchange (\* as a % of traded value)

## Ratings, Global Economic Data and Earnings Calendar

### Ratings Updates

Company	Agency	Market	Type*	Old Rating	New Rating	Rating Change	Outlook	Outlook Change
National Bank of Bahrain	Fitch	Bahrain	LT-IDR/VR	BB-/bb-	BB-/bb-	-	Stable	-

Source: News reports, Bloomberg (\* LT – Long Term, IDR – Issuer Default Rating, VR – Viability Rating)

### Global Economic Data

Date	Market	Source	Indicator	Period	Actual	Consensus	Previous
10/02	US	Mortgage Bankers Association	MBA Mortgage Applications	27-September	8.1%	-	-10.1%
10/02	UK	Markit	Markit/CIPS UK Construction PMI	September	43.3	45.0	45.0

Source: Bloomberg (s.a. = seasonally adjusted; n.s.a. = non-seasonally adjusted; w.d.a. = working day adjusted)

### Earnings Calendar

Tickers	Company Name	Date of reporting 3Q2019 results	No. of days remaining	Status
MCGS	Medicare Group	9-Oct-19	6	Due
QNBK	QNB Group	9-Oct-19	6	Due
GWCS	Gulf Warehousing Company	15-Oct-19	12	Due
KCBK	Al Khalij Commercial Bank	15-Oct-19	12	Due
QFLS	Qatar Fuel Company	16-Oct-19	13	Due
QIBK	Qatar Islamic Bank	16-Oct-19	13	Due
ERES	Ezdan Holding Group	17-Oct-19	14	Due
ABQK	Ahli Bank	17-Oct-19	14	Due
UDCD	United Development Company	23-Oct-19	20	Due
DHBK	Doha Bank	23-Oct-19	20	Due
SIIS	Salam International Investment Limited	24-Oct-19	21	Due
MARK	Masraf Al Rayan	27-Oct-19	24	Due
QIGD	Qatari Investors Group	27-Oct-19	24	Due
DOHI	Doha Insurance Group	29-Oct-19	26	Due
ORDS	Ooredoo	29-Oct-19	26	Due
QIMD	Qatar Industrial Manufacturing Company	30-Oct-19	27	Due

Source: QSE

## Qatar

- **DOHI to disclose 3Q2019 financial statements on October 29** – Doha Insurance Group (DOHI) announced its intent to disclose 3Q2019 financial statements for the period ending September 30, 2019, on October 29, 2019. (QSE)
- **QIMD to disclose 3Q2019 financial statements on October 30** – Qatar Industrial Manufacturing Company (QIMD) announced its intent to disclose 3Q2019 financial statements for the period ending September 30, 2019, on October 30, 2019. (QSE)
- **QGRI announces the closure of Mozoon Insurance Marketing Services** – Pursuant to the company’s board of directors’ resolution and Qatar Central Bank’s approval to that respect, Qatar General Insurance & Reinsurance Company’s (QGRI) announced that its intention to close Mozoon Insurance Marketing Services W.L.L. as of November 3, 2019. (Peninsula Qatar)
- **AKHI to disclose 3Q2019 financial statements on October 27** – Al Khaleej Takaful Insurance Company (AKHI) announced its intent to disclose 3Q2019 financial statements for the period ending September 30, 2019, on October 27, 2019. (QSE)
- **WOQOD adds yet another fuel station to its widening network, inches closer to 2020 goal** – Qatar Fuel Company (WOQOD) opened a fuel station in Al Dafna, raising its network of stations to 89. With the new facility, WOQOD has moved a step closer to its objective of opening 114 fuel stations by 2020. The Al Dafna fuel station is spread over 4,200 square meters and has three lanes with nine dispensers. The new station offers round-the-clock services to residents and includes a Sidra convenience store, an LPG cylinder outlet and a shop that sells gasoline and diesel products for light vehicles. WOQOD is currently constructing 22 new petrol stations, a large number of which are expected to become operational in 2019. (Qatar Tribune)
- **FocusEconomics: Higher public spending, gas output to drive Qatar’s economic growth in 2H2019** – Qatar’s economy is projected to gain momentum in 2H2019 driven mainly by greater public spending and higher gas production, FocusEconomics has stated in its latest report. Focusing on 2020, the report stated, the country’s growth will likely pick up on a stronger energy sector as the Barzan gas facility comes online. According to FocusEconomics Consensus Forecast-Middle East & North Africa for October report, Qatar’s economy likely to have softened in the second quarter, after a recovery in the energy sector drove a slight acceleration in the first quarter. Turning to the third quarter, the report stated, available data points to acceleration. “In July, annual industrial production grew at the fastest pace since August 2018, annual private sector credit growth surged, while building permits also jumped MoM,” it stated. Moreover, the report stated, the non-oil sector PMI recovered firmly in August that bodes well for Qatar’s economic growth ahead. FocusEconomics panelists see growth of 1.9% in 2019 and 2.5% in 2020, which is unchanged from last month’s forecast. The country’s economic growth will further accelerate to 2.7% in 2021 and 2.8% in 2022, the report stated. Consumer prices were flat in annual terms in August, the report stated,

adding inflation should return next year as the expected implementation of a 5% VAT in January 2020 will add upward pressure. Moreover, an expected pick-up in economic activity and recent signs of a recovery in housing prices should also stoke prices next year. “Our panelists expect average consumer prices to fall 0.3% in 2019, before increasing 2% in 2020, which is down 0.2 percentage points from last month’s forecast,” the report stated. The report indicated that the GDP per capita in Qatar will increase from \$70,550 in 2019 to \$80,098 in 2022. According to the annual data released as part of the report, the overnight lending rate in the country would continue to rise from the current level and reach up to 4.81% by 2023. The Qatari Riyal will continue to be pegged at \$3.64 in the years to come, the report stated. (Qatar Tribune)

- **General cargo at Ruwais Port sees 30% rise** – While Hamad Port has become Qatar’s gateway to world trade, Ruwais Port is also playing a vital role in stimulating country’s economy. The port has cemented its position as the alternate gateway for country’s maritime trade. The port has become one of the most important ports to meet the increasing needs of the domestic market of foodstuff, meat and fresh and chilled products. General cargo at the port has registered a 30% increase in 2018 from the previous year, crossing 100,000 metric tons for the year, according to the annual report of Qatar Ports Management Company (Mwani). “The port saw more than 100% increases in the throughput of livestock and Reefer container volumes,” the report stated. With a handling of around 240 vessels per month and average berth utilization of more than 73%, Ruwais Port has remained an extremely busy port. (Peninsula Qatar)
- **Budget hotels continue to register solid growth** – Collective efforts in boosting tourism and the performance of Qatar’s hospitality sector are yielding positive results. The average revenues of hotels, except 5-Start category properties, witnessed a moderate growth in August 2019, with the budget hotels (2&1Star) recording the highest nearly 25% rise in their revenues. The average revenue of hotels, measured by per available room, increased to QR237 in August 2019, up nearly YTD 2.6%, or QR6 per room, compared to QR231 a year ago (August 2018), official data showed. Supported by significant increase in the number of tourists, which resulted in the increase in hotel occupancy rates, the revenue per available room of hotels improved in August 2019 compared to a year ago, according to data released by the Planning and Statistics Authority. The average occupancy of hotels (all categories combined) in August (YTD) increased by 5% to 63% against 58% for the same period last year. The overall improvement in the performance of the hotel industry can be attributed mainly to increase in the number of tourists, especially as a result of sharp growth in cruise tourism. According to recently released data about 1.34mn people visited Qatar in August 2019 (YTD). Out of that 1,235,888 people came by Air and 110,515 by sea. (Peninsula Qatar)
- **Cabinet approves draft law on consumer protection** – HE the Prime Minister Sheikh Abdullah bin Nasser bin Khalifa Al Thani

chaired the Cabinet regular meeting. The Cabinet approved a draft law on consumer protection. It also approved a draft decision of HE the Minister of Commerce and Industry issuing the executive regulation of the Consumer Protection Law. The Ministry of Commerce and Industry has prepared the draft law to replace Law No 8 of 2008 on consumer protection and in the context of updating the legislation to keep pace with the development of economic and trade conditions and working with best international practices in this regard. The Cabinet also approved a draft decision of HE the Minister of Commerce and Industry issuing the executive regulation of Law No 2 of 2019 on supporting the competitiveness of national products and combating harmful practices to them in international trade. (Gulf-Times.com)

- **QFC: Qatar financial sector needs to boost competitive edge to ensure sustainable growth** – Doha’s financial sector, whose productivity is already comparatively high and increasing, calls for further strengthening the competitive advantage to ensure sustainable growth, according to a top official of Qatar Financial Centre (QFC). Qatar’s economy has witnessed stable growth and the financial sector has been a significant contributor to this development, QFC Authority’s CEO, Yousuf Mohamed Al-Jaida told ‘Economist Roundtable: Prospects for Qatar’s Financial Sector’. The roundtable comprised presentations from the Ministry of Finance, Brookings Doha and the QFC, centering on Qatar’s financial sector including its unique characteristics and relative standing against regional and global competitors, which honed in on available opportunities to strengthen the sector’s competitiveness. Based on data from United Nations’ statistics division presented during the event, productivity of Qatar’s financial sector is comparatively high and increasing, which raises the prospect for investing strategically in a range of products, services and systems to ensure competitive international positioning. (Gulf-Times.com)

### International

- **ADP: US private payrolls growth cools in September** – Hiring by US private employers slowed further in September, suggesting that trade tensions, which have pressured manufacturing, could be spilling over to the labor market. Private employers added 135,000 jobs in September, the ADP National Employment (ADP) report showed. Data for August was revised downward to show private payrolls increasing by 157,000 jobs instead of the previously reported 195,000 positions. Economists polled by Reuters had forecasted private employment to rise by 140,000 jobs in September. According to a Reuters survey of economists, nonfarm payrolls probably increased by 145,000 jobs in September, after rising 130,000 in August. Job gains have averaged 158,000 per month this year, but remain above the roughly 100,000 needed each month to keep up with growth in the working age population. The unemployment rate is forecast unchanged at 3.7% for a fourth straight month. (Reuters)
- **US to hit European Union with tariffs of 10% on aircraft, 25% on other goods** – The US will impose 10% tariffs on aircraft and 25% on other industrial and agricultural products from the European Union (EU) as part of a World Trade Organization penalty award in a long-running aircraft subsidy case, an official with the US Trade Representative’s office said. The aircraft duty, however,

will not apply to aircraft parts, the official told reporters on a conference call, sparing Airbus’ production in Alabama from higher costs, as well as Boeing Co’s use of European parts in its US production. The tariffs are expected to take effect on October 15, the official said. He did not specify the total amount of EU goods to face tariffs. The WTO allowed the EU on Wednesday to slap import tariffs on \$7.5bn worth of European goods over illegal EU subsidies handed to Airbus. (Reuters)

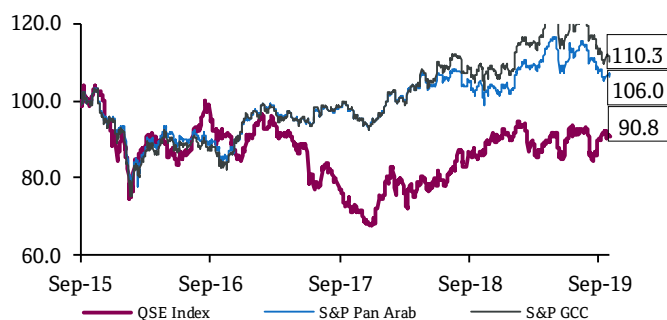
- **UK construction slump worsens as Brexit uncertainty deepens** – A downturn in British construction deepened last month, according to a survey on Wednesday that showed the commercial and civil engineering sectors contracting at the fastest in around 10 years ahead of Brexit. The IHS Markit/CIPS UK Construction Purchasing Managers’ Index fell to 43.3 from 45.0 in August, below all forecasts in a Reuters poll of 17 economists that had pointed to an unchanged reading. Far below the 50 dividing line for growth, September’s reading was the second-worst since the financial crisis. Construction firms cut jobs at the fastest rate since December 2010, IHS Markit stated. (Reuters)
- **German institutes slash growth forecasts, warn of downside risks** – Germany’s leading economic institutes on Wednesday slashed their growth forecasts for Europe’s biggest economy for this year and next, blaming weaker global demand for manufacturing goods and increased business uncertainty linked to trade disputes. The revisions, which feed into the government’s own forecasts, reflect growing fears that a slowdown in Germany, driven by a recession in the export-dependent manufacturing sector, could hamper the broader Eurozone’s economy. The institutes also called on Chancellor Angela Merkel’s right-left government to ditch its budget policy of incurring no new debt if the growth outlook deteriorates. The powerful BDI industry association welcomed the institutes’ push and urged a substantial public investment program for education, climate protection and infrastructure. The institutes stated they expect the German economy to grow by 0.5% this year and 1.1% in 2020. That compared with their April estimates of 0.8% and 1.8% respectively. For 2021, the institutes predict a mild recovery with economic expansion of 1.4%. (Reuters)
- **Japan services activity grows at slightly slower pace in September** – Activity in Japan’s services sector expanded for a 36th straight month in September, but at a slightly slower pace than in August, in a sign that robust domestic demand continued to support the economy before a sales tax hike kicked in this month. The final Jibun Bank Japan Services Purchasing Managers’ Index (PMI) dropped to 52.8 in September from 53.3 in August on a seasonally adjusted basis, the same as last week’s preliminary reading. The nationwide sales tax hike to 10% from 8% came into effect on October 1, the first such increase by the government since it last lifted the levy in April 2014. To offset the risk of a slowdown hitting Japan’s economy, the world’s third-largest, the government has rolled out 2tn Yen for discounts and shopping vouchers as well as public works spending. The composite PMI, which includes both manufacturing and services, has dropped to 51.5 from 51.9 in the previous month. (Reuters)

## Regional

- **GCC funds see net inflows of \$2.5bn in 1H2019** – The fund industry in the Arabian markets including Bahrain, Kuwait, Oman, Qatar, Saudi Arabia, and the UAE enjoyed overall estimated net inflows of \$2.5bn in the first half of 2019 according to Refinitiv, a top provider of financial markets data. These inflows occurred in a volatile however, positive market environment driven by discussions about a possible trade war between the US and China, a possible return of the Euro crisis caused by developments in Italy and France, and a general economic slowdown with decreasing earnings at the company level. Nevertheless, since the equity markets showed a rebound over the course of 1H2019, one would expect to see net inflows into mutual funds, Refinitiv stated. “The overall assets under management in the Arabian fund markets increased from \$30.5bn to \$32.4bn in 2019 YTD. This increase was driven by overall net sales (+\$2.5bn), while the performance of the underlying markets had a negative contribution (-\$0.6bn) to overall assets under management,” Head of EMEA Research at Lipper, Refinitiv, Detlef Glow noted. The assets under management in the Arabian fund markets are highly concentrated since the largest fund market, Saudi Arabia, accounts for \$26.9bn, or 82.85%, of the overall assets under management. Meanwhile, Kuwait accounts for \$3.2bn, or 9.82%, of the overall assets under management, and the UAE accounts for \$1.7bn, or 5.09%, of the overall assets under management. The other three countries—Qatar (\$0.4bn), Oman (\$0.3bn), and Bahrain (\$0.1bn)—account together for 2.23% of the overall assets under management in the Arabian fund markets. (Zawya)
- **HSBC Group becomes major shareholder of its Saudi Arabian subsidiary** – HSBC Group has become a majority shareholder in its Saudi Arabian subsidiary by acquiring shares from the Saudi British Bank (SABB). HSBC Saudi Arabia is now a 51% -owned (indirect) subsidiary of HSBC Holdings, a statement by HSBC showed. In April 2019, SABB announced that it has entered into a binding agreement with HSBC for the sale of 1mn shares in HSBC Saudi Arabia, representing 2% of the issued share capital of HSBC Saudi Arabia, for a total value of SR36mn. SABB informed Tadawul that that all conditions related to the transaction have been satisfied and that the transaction has been completed on October 1, 2019. SABB now holds 49% of HSBC Saudi Arabia’s shares. “HSBC Saudi Arabia is well positioned to capture value and new opportunities in a country poised to benefit from one of the world’s most ambitious economic transformation programs,” it stated. (Zawya)
- **Dar Al Arkan hires banks for Dollar fixed-rate Sukuk** – Dar Al Arkan Real Estate Development has mandated Alkhair Capital, Deutsche Bank, Dubai Islamic Bank, Emirates NBD Capital, Goldman Sachs, Noor Bank, Standard Chartered and Warba Bank to arrange fixed-income investor meetings. The meetings will commence on October 3 and will take place in Middle East, London, Singapore and Hong Kong. The 5-year Regulation S fixed-rate benchmark senior unsecured Sukuk offering will follow subject to market conditions. (Bloomberg)
- **UAE committed to conformity levels of last JMMC meeting** – OPEC and its allies are monitoring global oil markets, UAE Minister of Energy and Industry, Suhail Al-Mazrouei said, and conformity levels are the same as previously announced at the last OPEC+ joint ministerial monitoring committee meeting (JMMC). “When it comes to volumes we are following up; we are committed to adhere to the conformity levels that we announced when we met in Abu Dhabi. No changes there. We are committed to the volumes and the cuts that every country announced,” he told Reuters. (Reuters)
- **Dubai ready to take on more debt if needed** – Dubai continues to service its debt and is ready to take on more if needed, an economic official said, adding that current debt was \$124bn. “We continue to service the debt on time, as scheduled. We are ready to take on more debt, if need be,” the Chief Economic Advisor at Dubai’s Department of Economic Development, Raed Safadi said. His comments came after Reuters had reported on September 10, citing sources, that the government of Dubai has held talks with banks about a potential issue of US Dollar-denominated bonds, in what would be its first international debt sale since 2013. Rating agencies have warned Dubai about the debt of state-owned entities amid an economic slowdown in the region. The size of the Dubai economy was AED398.5bn at the end of 2018. Fitch stated earlier this month that a significant proportion of \$23bn in loans to Dubai government-related entities due to mature by end-2021 may be restructured again. (Reuters)
- **Moody’s assigns ‘Aa2’ rating to Abu Dhabi’s \$10bn three-tranche bond** – Moody’s Investors Service has assigned ‘Aa2’ senior unsecured rating to the \$10bn, three tranche bond issued by the Government of Abu Dhabi on September 23. Obligations rated ‘Aa’ are judged to be of high quality and are subject to very low credit risk. Abu Dhabi issued \$3bn in five-year bonds, \$3bn in 10-year and \$4bn in 30-year notes, Reuters reported. BNP Paribas, Citigroup, First Abu Dhabi Bank, HSBC, JP Morgan and MUFG are the joint lead managers and book-runners for the 144A Reg S senior unsecured bonds, according to the report. The ‘Aa2’ rating is at the same level as the long-term issuer rating of the Government of Abu Dhabi. The rating is supported by “Abu Dhabi’s “Very High (-)” economic strength derived from an exceptionally high GDP per capita, very large hydrocarbon reserves, and superior infrastructure,” Moody’s stated. “The rating also reflects the “High (+)” institutional strength, taking into account the emirate’s strong institutional framework and effectiveness, which is counterbalanced by high inflation volatility and significant transparency issues,” the statement added. Moody’s said that Abu Dhabi’s exceptionally strong balance sheet supports the “Very High (+)” fiscal strength score with assets worth an estimated 233% of GDP. (Zawya)
- **UAE’s ADNOC eyes bond issue amid low interest rates** – Abu Dhabi National Oil Co. (ADNOC) is considering a possible bond issue to take advantage of low interest rates, its Chief Financial Officer, Mark Cutis said. State-owned ADNOC, given an ‘AA’ credit rating by Fitch in February, will have been encouraged by Saudi Aramco’s first international debt issue in April, when it sold \$12bn of bonds. “We will take a look. These are historically low interest (rates), so if you’re not issuing, you’re making a big judgment call,” he said when asked at a Bloomberg event whether ADNOC would look at a bond issue in the first quarter of 2020. Asked whether the potential bond issue would be bigger than Saudi Aramco’s, he said “we are still in discussions.” (Reuters)

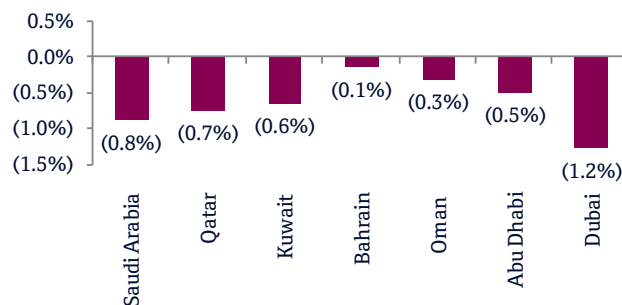
- **Fitch affirms National Bank of Bahrain at 'BB-'; with a 'Stable' outlook** – Fitch Ratings has affirmed National Bank of Bahrain's (NBB) long-term issuer default rating (IDR) at 'BB-' with a 'Stable' outlook and viability rating (VR) at 'bb-'. NBB's IDRs are driven by its standalone creditworthiness, as expressed by its 'bb-' VR. They are also underpinned by potential sovereign support, as reflected by the bank's support rating floor (SRF) of 'BB-'. NBB's 'VR' is capped by the domestic operating environment and more specifically the Bahraini sovereign rating of 'BB-'. This reflects NBB's significant exposure to the sovereign and domestic operating environment. The 'VR' considers the bank's high impaired loans and high concentrations, however, also its well-entrenched franchise, healthy profitability and strong capital and liquidity. NBB's franchise is reliant on a small and competitive domestic operating environment. The bank has limited competitive advantage compared with more geographically diversified peers. Nevertheless, NBB has a well-entrenched retail franchise and relationships with government and government-related entities, supporting a sizeable stable retail deposit base that is complemented by large government and quasi-government deposits. NBB's impaired loans ratio of 10.2% at end-1H19 is high, inflated by one particularly large exposure that has been impaired since 2012. (Bloomberg)

## Rebased Performance



Source: Bloomberg

## Daily Index Performance



Source: Bloomberg

Asset/Currency Performance	Close (\$)	1D%	WTD%	YTD%
Gold/Ounce	1,499.45	1.4	0.2	16.9
Silver/Ounce	17.56	1.9	0.1	13.3
Crude Oil (Brent)/Barrel (FM Future)	57.69	(2.0)	(6.8)	7.2
Crude Oil (WTI)/Barrel (FM Future)	52.64	(1.8)	(5.8)	15.9
Natural Gas (Henry Hub)/MMBtu	2.38	0.8	(1.2)	(25.3)
LPG Propane (Arab Gulf)/Ton	42.75	(2.3)	(7.3)	(33.2)
LPG Butane (Arab Gulf)/Ton	52.88	(2.1)	(4.7)	(23.9)
Euro	1.10	0.2	0.2	(4.4)
Yen	107.18	(0.5)	(0.7)	(2.3)
GBP	1.23	0.0	0.1	(3.5)
CHF	1.00	(0.4)	(0.6)	(1.5)
AUD	0.67	0.0	(0.8)	(4.9)
USD Index	99.02	(0.1)	(0.1)	3.0
RUB	65.20	(0.1)	0.8	(6.5)
BRL	0.24	0.7	0.7	(6.0)

Source: Bloomberg

Global Indices Performance	Close	1D%*	WTD%*	YTD%*
MSCI World Index	2,121.47	(1.7)	(2.5)	12.6
DJ Industrial	26,078.62	(1.9)	(2.8)	11.8
S&P 500	2,887.61	(1.8)	(2.5)	15.2
NASDAQ 100	7,785.25	(1.6)	(1.9)	17.3
STOXX 600	377.52	(2.5)	(3.5)	7.0
DAX	11,925.25	(2.6)	(3.6)	8.2
FTSE 100	7,122.54	(3.3)	(4.1)	2.2
CAC 40	5,422.77	(2.9)	(3.7)	9.7
Nikkei	21,778.61	0.1	0.2	12.2
MSCI EM	989.20	(0.9)	(1.2)	2.4
SHANGHAI SE Composite#	2,905.19	0.0	(1.3)	12.1
HANG SENG	26,042.69	(0.2)	0.3	0.6
BSE SENSEX*	38,305.41	0.0	(1.9)	4.1
Bovespa	101,031.40	(2.6)	(3.5)	7.2
RTS	1,313.75	(1.2)	(2.5)	22.9

Source: Bloomberg (\*\$ adjusted returns, #Market was closed on October 02, 2019)

## Contacts

### Saugata Sarkar, CFA, CAIA

Head of Research

Tel: (+974) 4476 6534

[saugata.sarkar@qnbfs.com.qa](mailto:saugata.sarkar@qnbfs.com.qa)

### Mehmet Aksoy, PhD

Senior Research Analyst

Tel: (+974) 4476 6589

[mehmet.aksoy@qnbfs.com.qa](mailto:mehmet.aksoy@qnbfs.com.qa)

### Shahan Keushgerian

Senior Research Analyst

Tel: (+974) 4476 6509

[shahan.keushgerian@qnbfs.com.qa](mailto:shahan.keushgerian@qnbfs.com.qa)

### QNB Financial Services Co. W.L.L.

Contact Center: (+974) 4476 6666

PO Box 24025

Doha, Qatar

### Zaid al-Nafoosi, CMT, CFTe

Senior Research Analyst

Tel: (+974) 4476 6535

[zaid.alnafoosi@qnbfs.com.qa](mailto:zaid.alnafoosi@qnbfs.com.qa)

**Disclaimer and Copyright Notice:** This publication has been prepared by QNB Financial Services Co. W.L.L. ("QNB FS") a wholly-owned subsidiary of Qatar National Bank (Q.P.S.C.). QNB FS is regulated by the Qatar Financial Markets Authority and the Qatar Exchange. Qatar National Bank (Q.P.S.C.) is regulated by the Qatar Central Bank. This publication expresses the views and opinions of QNB FS at a given time only. It is not an offer, promotion or recommendation to buy or sell securities or other investments, nor is it intended to constitute legal, tax, accounting, or financial advice. QNB FS accepts no liability whatsoever for any direct or indirect losses arising from use of this report. Any investment decision should depend on the individual circumstances of the investor and be based on specifically engaged investment advice. We therefore strongly advise potential investors to seek independent professional advice before making any investment decision. Although the information in this report has been obtained from sources that QNB FS believes to be reliable, we have not independently verified such information and it may not be accurate or complete. QNB FS does not make any representations or warranties as to the accuracy and completeness of the information it may contain, and declines any liability in that respect. For reports dealing with Technical Analysis, expressed opinions and/or recommendations may be different or contrary to the opinions/recommendations of QNB FS Fundamental Research as a result of depending solely on the historical technical data (price and volume). QNB FS reserves the right to amend the views and opinions expressed in this publication at any time. It may also express viewpoints or make investment decisions that differ significantly from, or even contradict, the views and opinions included in this report. This report may not be reproduced in whole or in part without permission from QNB FS.

**COPYRIGHT:** No part of this document may be reproduced without the explicit written permission of QNB FS.