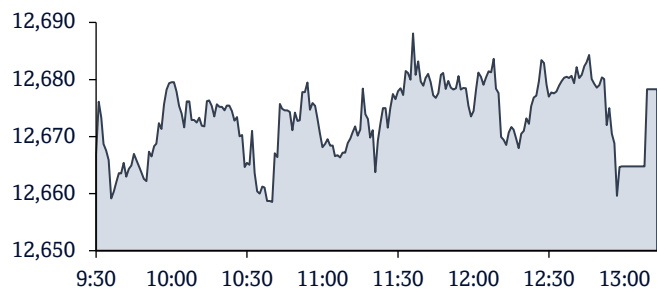


### QSE Intra-Day Movement



### Qatar Commentary

The QE Index rose 0.2% to close at 12,678.3. Gains were led by the Industrials and Consumer Goods & Services indices, gaining 1.1% and 0.9%, respectively. Top gainers were Dlala Brokerage & Inv. Holding Co. and Qatar National Cement Company, rising 4.1% and 3.8%, respectively. Among the top losers, Zad Holding Company and Gulf Warehousing Company were down 1.7% each.

### GCC Commentary

**Saudi Arabia:** The TASI Index gained 0.5% to close at 12,045.5. Gains were led by the Insurance and Food & Staples Retailing indices, rising 1.6% and 1.2%, respectively. Amana Insurance rose 10.0%, while Enaya was up 8.6%.

**Dubai:** The market was closed on February 06, 2022.

**Abu Dhabi:** The market was closed on February 06, 2022.

**Kuwait:** The Kuwait All Share Index gained 0.3% to close at 7,422.8. The Insurance index rose 5.2%, while the Telecommunications index gained 2.2%. Kuwait Reinsurance Co rose 59.4% and Palms Agro Production Co. was up 32.9%.

**Oman:** The MSM 30 Index gained 0.1% to close at 4,132.2. Gains were led by the Industrial and Services indices, rising 0.2% each. Oman & Emirates Investment Holding Co. rose 9.1%, while Phoenix Power Company was up 4.3%.

**Bahrain:** The BHB Index gained 0.5% to close at 1,833.3. The Materials index rose 3.2%, while the Real Estate index gained 0.9%. Aluminium Bahrain rose 3.2%, while Seef Properties was up 1.2%.

Market Indicators	06 Feb 22	03 Feb 22	%Chg.
Value Traded (QR mn)	485.9	657.7	(26.1)
Exch. Market Cap. (QR mn)	726,308.1	724,873.9	0.2
Volume (mn)	161.8	159.5	1.4
Number of Transactions	9,337	15,265	(38.8)
Companies Traded	45	46	(2.2)
Market Breadth	25:17	17:26	-

Market Indices	Close	1D%	WTD%	YTD%	TTM P/E
Total Return	25,097.49	0.2	0.2	9.1	17.8
All Share Index	3,998.35	0.2	0.2	8.1	175.6
Banks	5,328.79	(0.2)	(0.2)	7.4	16.6
Industrials	4,480.77	1.1	1.1	11.4	18.1
Transportation	3,955.91	(0.1)	(0.1)	11.2	19.7
Real Estate	1,935.24	(0.7)	(0.7)	11.2	15.9
Insurance	2,703.28	0.6	0.6	(0.9)	16.1
Telecoms	1,107.23	(0.1)	(0.1)	4.7	N/A
Consumer	8,744.51	0.9	0.9	6.4	24.2
Al Rayan Islamic Index	5,157.16	0.2	0.2	9.3	20.3

GCC Top Gainers**	Exchange	Close*	1D%	Vol. '000	YTD%
National Petrochemical Co.	Saudi Arabia	44.70	4.7	388.9	11.8
Saudi Industrial Inv. Group	Saudi Arabia	35.55	4.6	2,514.9	14.1
Sahara Int. Petrochemical	Saudi Arabia	43.90	3.7	3,390.1	4.5
Bupa Arabia for Coop. Ins.	Saudi Arabia	161.60	3.6	125.2	23.0
Aluminium Bahrain	Bahrain	0.97	3.2	260.8	20.6

GCC Top Losers**	Exchange	Close*	1D%	Vol. '000	YTD%
Ominvest	Oman	0.31	(1.9)	5.4	0.7
Makkah Const. & Dev. Co.	Saudi Arabia	75.90	(1.6)	100.7	0.7
Bank Al-Jazira	Saudi Arabia	23.04	(1.1)	4,030.3	19.4
BinDawood Holding Co	Saudi Arabia	94.80	(1.0)	173.1	(1.0)
Co. for Cooperative Ins.	Saudi Arabia	77.00	(1.0)	307.4	(0.6)

Source: Bloomberg (\* in Local Currency) (\*\* GCC Top gainers/ losers derived from the S&P GCC Composite Large Mid Cap Index)

QSE Top Gainers	Close*	1D%	Vol. '000	YTD%
Dlala Brokerage & Inv. Holding Co.	1.42	4.1	3,858.2	15.2
Qatar National Cement Company	6.75	3.8	1,786.0	32.3
Qatari German Co for Med. Devices	2.75	3.3	6,057.8	(13.6)
QLM Life & Medical Insurance Co.	5.31	3.1	45.6	5.1
Qatari Investors Group	2.35	2.9	2,832.5	5.6

QSE Top Volume Trades	Close*	1D%	Vol. '000	YTD%
Qatar Aluminum Manufacturing Co.	2.04	0.9	30,593.4	13.4
Salam International Inv. Ltd.	0.87	1.8	19,510.4	5.6
Mesaieed Petrochemical Holding	2.60	2.4	17,974.1	24.2
Investment Holding Group	1.29	1.3	7,579.2	4.6
Qatar Oman Investment Company	0.82	1.0	7,266.3	1.2

QSE Top Losers	Close*	1D%	Vol. '000	YTD%
Zad Holding Company	16.90	(1.7)	4.9	1.2
Gulf Warehousing Company	4.65	(1.7)	646.1	2.5
Widam Food Company	3.53	(1.3)	104.8	(1.8)
Qatar Islamic Insurance Company	8.20	(1.2)	56.3	2.5
Barwa Real Estate Company	3.45	(0.8)	1,063.8	12.7

QSE Top Value Trades	Close*	1D%	Val. '000	YTD%
Qatar Aluminum Manufacturing Co.	2.04	0.9	62,878.7	13.4
Industries Qatar	16.89	0.7	48,472.3	9.0
Mesaieed Petrochemical Holding	2.60	2.4	46,573.5	24.2
Qatar Islamic Bank	20.09	(0.3)	38,982.0	9.6
Qatar Fuel Company	19.90	2.1	30,446.8	8.9

Regional Indices	Close	1D%	WTD%	MTD%	YTD%	Exch. Val. Traded (\$ mn)	Exchange Mkt. Cap. (\$ mn)	P/E**	P/B**	Dividend Yield
Qatar*	12,678.31	0.2	0.2	1.4	9.1	134.20	198,572.6	17.8	1.8	2.3
Dubai*	3,170.67	0.6	(1.5)	(1.0)	(0.8)	23.29	110,550.1	16.4	1.1	2.4
Abu Dhabi*	8,732.92	0.1	(0.4)	0.3	2.9	336.40	430,679.2	23.3	2.4	2.8
Saudi Arabia	12,204.45	0.5	0.5	(0.5)	8.2	1,458.90	2,784,072.4	26.1	2.6	2.2
Kuwait	7,422.80	0.3	0.3	1.0	5.4	167.90	143,365.6	21.2	1.7	2.1
Oman	4,132.16	0.1	0.1	0.4	0.1	13.12	19,105.4	11.1	0.8	3.8
Bahrain	1,833.25	0.5	0.5	1.3	2.0	5.25	29,429.5	10.3	0.9	3.4

Source: Bloomberg, Qatar Stock Exchange, Tadawul, Muscat Securities Market and Dubai Financial Market (\*\* TTM; \* Value traded (\$ mn) do not include special trades, if any; \*Data as of February 04, 2022)

### Qatar Market Commentary

- The QE Index rose 0.2% to close at 12,678.3. The Industrials and Consumer Goods & Services indices led the gains. The index rose on the back of buying support from GCC and foreign shareholders despite selling pressure from Qatari and Arab shareholders.
- Dlala Brokerage & Inv. Holding Co. and Qatar National Cement Company were the top gainers, rising 4.1% and 3.8%, respectively. Among the top losers, Zad Holding Company and Gulf Warehousing Company were down 1.7% each.
- Volume of shares traded on Sunday rose by 1.4% to 161.8mn from 159.5mn on Thursday. Further, as compared to the 30-day moving average of 155.9mn, volume for the day was 3.8% higher. Qatar Aluminum Manufacturing Co. and Salam International Inv. Ltd. were the most active stocks, contributing 18.9% and 12.1% to the total volume, respectively.

Overall Activity	Buy %*	Sell %*	Net (QR)
Qatari Individuals	49.51%	54.50%	(24,245,167.2)
Qatari Institutions	20.66%	22.10%	(6,995,813.4)
<b>Qatari</b>	<b>70.17%</b>	<b>76.60%</b>	<b>(31,240,980.7)</b>
GCC Individuals	0.65%	0.72%	(342,950.8)
GCC Institutions	4.74%	2.80%	9,431,141.4
<b>GCC</b>	<b>5.38%</b>	<b>3.51%</b>	<b>9,088,190.6</b>
Arab Individuals	11.26%	11.62%	(1,764,208.1)
Arab Institutions	0.04%	0.00%	200,000.0
<b>Arab</b>	<b>11.30%</b>	<b>11.62%</b>	<b>(1,564,208.1)</b>
Foreigners Individuals	3.55%	5.22%	(8,102,014.9)
Foreigners Institutions	9.59%	3.05%	31,819,013.1
<b>Foreigners</b>	<b>13.15%</b>	<b>8.27%</b>	<b>23,716,998.1</b>

Source: Qatar Stock Exchange (\*as a % of traded value)

### Earnings Releases and Earnings Calendar

#### Earnings Releases

Company	Market	Currency	Revenue (mn) 4Q2021	% Change YoY	Operating Profit (mn) 4Q2021	% Change YoY	Net Profit (mn) 4Q2021	% Change YoY
Al Yamamah Steel Industries Co.	Saudi Arabia	SR	464.2	6.8%	45.9	-24.4%	34.0	-20.3%
Leejam Sports Co.	Saudi Arabia	SR	885.3	33.6%	258.3	N/A	3.9	N/A
Etihad Atheeb Telecommunications Co.*	Saudi Arabia	SR	102.5	52.6%	(2.2)	N/A	(7.4)	N/A

Source: Company data, DFM, ADX, MSM, TASI, BHB. (\*Financials for 9M2021-22)

#### Earnings Calendar

Tickers	Company Name	Date of reporting 4Q2021 results	No. of days remaining	Status
IQCD	Industries Qatar	7-Feb-22	0	Due
QIMD	Qatar Industrial Manufacturing Company	7-Feb-22	0	Due
DHBK	Doha Bank	9-Feb-22	2	Due
QNNS	Qatar Navigation (Milaha)	9-Feb-22	2	Due
QISI	Qatar Islamic Insurance Group	9-Feb-22	2	Due
QLMI	QLM Life & Medical Insurance Company	10-Feb-22	3	Due
QEWS	Qatar Electricity & Water Company	13-Feb-22	6	Due
ORDS	Ooredoo	14-Feb-22	7	Due
BRES	Barwa Real Estate Company	15-Feb-22	8	Due
GISS	Gulf International Services	17-Feb-22	10	Due
SIIS	Salam International Investment Limited	20-Feb-22	13	Due
DOHI	Doha Insurance Group	20-Feb-22	13	Due
MCGS	Medicare Group	21-Feb-22	14	Due
MPHC	Mesaieed Petrochemical Holding Company	21-Feb-22	14	Due
MERS	Al Meera Consumer Goods Company	22-Feb-22	15	Due
QFBQ	Qatar First Bank	23-Mar-22	44	Due

Source: QSE

### Qatar

- **QGTS posts 34.4% YoY increase but 4.7% QoQ decline in net profit in 4Q2021, in-line with our estimate** – Qatar Gas Transport Company Limited's (QGTS) net profit rose 34.4% YoY (but declined 4.7% on QoQ basis) to QR350.5mn in 4Q2021, in-line with our estimate of QR344.4mn (variation of +1.8%). EPS amounted to QR0.24 in FY2021 as compared to QR0.21 in FY2020. QGTS reported a consolidated net profit of QR1,354mn in 2021, an increase of 16.7%, as compared to QR 1,160mn for the same period in 2020. For this period, the Board recommends a cash dividend at QR0.12 per share. During 2021, the COVID-19 global pandemic continued to create very challenging and volatile conditions across the global shipping as well as maritime industry. With solid business continuity and long-term strategies in place, QGTS remained steadfast in steering forward its vision and delivered excellence on both operational and financial fronts. QGTS' resilient business model has allowed the company to generate sustainable returns for its long-term shareholders. (QSE, QNBFS Research, Company press release)
- **Qatar Gas Transport Company Ltd. to hold its AGM on February 28** – Qatar Gas Transport Company Ltd. announces that the General Assembly Meeting AGM will be held on 28/02/2022, electronically using Zoom application platform and 04:30 PM. In case of not completing the legal quorum, the second meeting will be held on 09/03/2022, electronically using Zoom application platform and 04:30 PM. (QSE)
- **Inma Holding bottom line rises 33.8% YoY and 80.9% QoQ in 4Q2021** – Inma Holding Company's net profit rose 33.8% YoY (+80.9% QoQ) to QR1.7mn in 4Q2021. EPS amounted to QR0.107 in FY2021 as compared to QR0.106 in FY2020. For this period, the Board recommends a cash dividend at QAR 0.05 per share (QSE)
- **Non-energy growth eases at start of 2022, but remains strong** – Purchasing Managers' Index (PMI) survey data from Qatar Financial Centre (QFC) continued to signal strong growth in the non-energy private sector at the start of 2022. The rates of expansion in output, new orders and backlogs of work all made further corrections from last November's records, but were still among the fastest registered throughout the near five-year history of the survey. This comes at a time of rein-stated temporary restrictions related to the Omicron variant of COVID-19 throughout Qatar. Despite this overall easing, employment rose for a record sixteenth successive month. The latest survey also revealed a slight easing of inflationary pressure in the non-energy economy. The Qatar PMI indices are compiled from survey responses from a panel of around 450 private sector companies. The panel covers the manufacturing, construction, wholesale, retail, and services sectors, and reflects the structure of the non-energy economy according to official national accounts data. (Peninsula Qatar)
- **Qatar First Bank to disclose its annual financial results on February 23** – Qatar First Bank will disclose its financial statement for the period ending 31st December 2021 on 23/02/2022. (QSE)
- **Ahli Bank to hold its AGM and EGM on February 27** – Ahli Bank announced that the General Assembly Meeting AGM and EGM will be held on 27/02/2022, La Cigale Hotel - Le Crillion Ballroom and 04:30 PM. In case of not completing the legal quorum, the second meeting will be held on 02/03/2022, La Cigale Hotel - Le Crillion Ballroom and 04:30 PM. (QSE)
- **Vodafone Qatar to hold its AGM and EGM on February 28** – Vodafone Qatar announced that the General Assembly Meeting AGM and EGM will be held on 28/02/2022, virtually and 06:30 PM. In case of not completing the legal quorum, the second meeting will be held on 02/03/2022, virtually and 06:30 PM. kindly find attached the invitation to the Annual General Assembly and the Extraordinary General Assembly Meeting of Vodafone Qatar in addition to the agendas and the clarification on participation and voting procedures.
- **Qatar Electricity & Water Co. holds its investors relation conference call on February 15 to discuss the financial results** – Qatar Electricity & Water Co. announced that the conference call with the Investors to discuss the

financial results for the Annual 2021 will be held on 15/02/2022 at 12:30 PM, Doha Time. (QSE)

- **Al Meera Consumer Goods Company announces the closure of nominations for board membership** – Al Meera Consumer Goods Company announced the closure of the period for nomination for the membership of its Board of Directors for 2022 - 2024 on 06/02/2022 at 03:00 PM. (QSE)
- **Qatar Aluminum Manufacturing to hold its AGM and EGM on March 02** – Qatar Aluminum Manufacturing announced that the General Assembly Meeting AGM and EGM will be held on 02/03/2022, electronically using Zoom and 03:30 PM. In case of not completing the legal quorum, the second meeting will be held on 06/03/2022, electronically using Zoom and 03:30 PM. (QSE)
- **Aamal to disclose its annual financial results on February 23** – Aamal Company will disclose its financial statement for the period ending 31st December 2021 on 23/02/2022. (QSE)
- **Record global turnout for Qatar World Cup tickets** – Registration for the first phase of applying for FIFA World Cup Qatar 2022 tickets by a lottery system will close tomorrow after witnessing an “unprecedented global turnout”, Qatar News Agency reports. FIFA has called on fans to quickly submit applications through the lottery system, whose results will be announced after March 8. (Gulf-Times.com)
- **The Group Securities will start the market maker activities for all eligible shares** – The Group Securities Company announced the start of market maker activity for all eligible shares, starting from Thursday, February 10, 2022. (QSE)
- **Inma Holding opens nominations for its board membership 2022** – Inma Holding announces the opening of nominees for the board memberships, years from 2022 to 2024. Applications will be accepted starting from 07/02/2022 till 02:00 PM of 15/02/2022. (QSE)
- **Inma Holding holds its AGM and EGM on March 01** – Inma Holding announces that the General Assembly Meeting AGM and EGM will be held on 01/03/2022, Company Headquarters and 05:00 PM. In case of not completing the legal quorum, the second meeting will be held on 07/03/2022, Company Headquarters and 05:00 PM. (QSE)

### International

- **Inflation data next focus for Wall Street investors after bond yield spike** – Wild swings in stocks and a sharp run-up in government bond yields are putting the spotlight on this week's US inflation data, as investors brace for more volatility across assets. A turbulent week in markets ended with a surge in Treasury yields to their highest level in more than two years after surprisingly strong US jobs data stoked expectations of a more hawkish Federal Reserve. Robust data on inflation — which hit its highest annual level in nearly four decades in December — could further bolster the case for a more aggressive Fed and extend the climb in yields, dulling the allure of an equity market struggling to rebound from last month's tumble. Due out on Thursday, the US consumer price index for January is expected to have risen 0.5%, culminating in an annual rise of 7.3%, which would be the largest such increase since 1982, according to a Reuters poll. “We could potentially get a very difficult number to digest next week on the inflation front and that has the potential to cut the markets off at the knees,” said Jack Ablin, chief investment officer at Cresset Capital Management. The yield on the benchmark 10-year US Treasury note, which moves inversely to prices, has climbed about 40 basis points in 2022 to over 1.9% as investors factor in at least five rate increases from the Fed this year. The climb has weighed on equities overall while contributing to steep declines in the shares of many tech and growth stocks, whose valuations rely on future profits that are discounted more steeply as bond yields rise. The benchmark S&P 500 is down about 5.6% so far to start the year, with the tech-heavy Nasdaq logging a nearly 10% drop. (Gulf-Times.com)

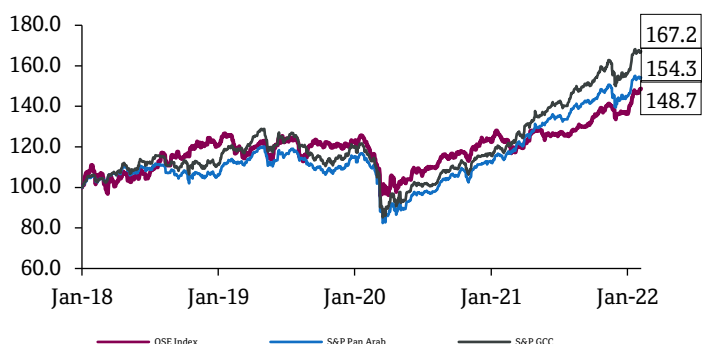
- ECB's Knot sees first interest rate hike in fourth quarter of 2022** – Klaas Knot, the Dutch Central Bank President and a member of the European Central Bank's governing council, said on Sunday he expects the ECB to raise interest rates in the fourth quarter of this year. In an interview on Dutch television program Buitenhof, Knot, known as one of the more hawkish members of the ECB's board, said he supported winding down the euro zone central bank's asset purchasing program as quickly as possible. "Personally I expect our first rate increase to take place around the fourth quarter of this year.... Normally we would raise rates by a quarter percentage point, I have no reason to expect we would take a different step." He added that a second rate hike would follow the first one in short order, likely in the first quarter of 2023. Knot's remarks follow those by ECB President Christine Lagarde on Thursday in which she opened the door to an interest rate increase in 2022, a change from her previous stance that it was "unlikely". On Thursday Lagarde said the bank would not be rushed into a rate hike decision but did not explicitly rule out the possibility of a 2022 hike. "We will continue to observe the sequence we have agreed and we will be gradual in any determination we make," she said. The bank must first end its asset purchasing programs, currently set to be wound down in steps to 20 billion euros per month by the fourth quarter. However, since Thursday bond markets have begun pricing in around 40 basis points of rate hikes by December. Such a move would put the ECB's deposit rate not far below zero percent after years in negative territory. (Reuters)
- China, Argentina pledge closer ties on currency, 'Belt and Road'** – China and Argentina pledged on Sunday to deepen strategic cooperation on trade, currency and the infrastructure-focused Belt and Road Initiative, the government and state media said after a meeting of presidents Xi Jinping and Alberto Fernandez. The leaders, who met on the sidelines of the Beijing 2022 Winter Olympics, agreed on a five-year plan for agricultural cooperation and identified key areas to grow and diversify trade and investment in the sector. China is a major buyer of Argentine soybeans and beef. It also has a major currency swap deal with the country, which helps to bolster its dwindling foreign reserves. Fernandez is battling to revive the economy of Argentina, a major grains producer. Argentina's government said in a statement that the two sides had highlighted the importance of the currency swap between their central banks and agreed to continue "strengthening cooperation" in this regard. The two also signed a memorandum of understanding related to China's signature Belt and Road initiative, a platform for Chinese investment in railways, ports and highways worldwide. (Reuters)

### Regional

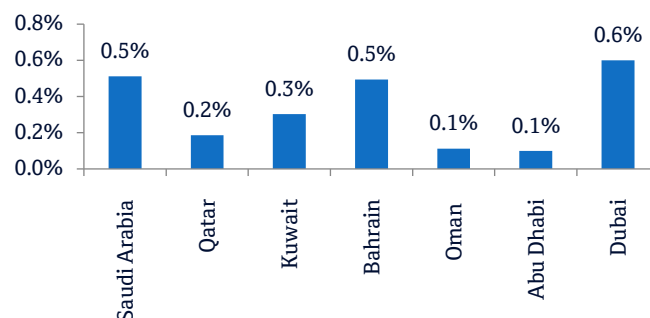
- MENA set to outpace global economic growth in 2022** – The Middle East and North Africa (MENA) is set to be the only region in the world to record a rise in economic growth this year, driven by higher oil prices and acceleration in business-friendly reforms, bucking the global trend of slower expansion. The MENA region's economies are forecast to expand 4.3% in 2022, from an estimated 3.7% in 2021, amid higher oil output and a sustained recovery in the non-oil sector, Fitch Ratings said in its MENA Key Themes 2022 report. Oil-exporting countries in the region are forecast to lead the growth as their economies expand 4.4% in 2022, from an estimated 3.5% in 2021, it said. "MENA will be the only region worldwide to see growth rate rising in 2022," the rating agency said. Economic expansion in Gulf countries will rise to nearly 5% this year, outperforming North Africa and Levant. (Qatar Tribune)
- GCC corporate tax rates are still attractive to foreign companies** – Offshore centers have always competed with each other to attract business based on location, the ease of doing business and the cost of doing business. The last involves the rate of taxes levied on profits. The news that the UAE will introduce a new 9% corporation tax on business profits above 375,000 dirhams (\$102,096) effective from June 1, 2023, has not come as a surprise. However, the UAE's planned corporation tax will still be lower than the other five GCC countries, which range from 10% for Qatar, 15% for Oman and Kuwait, and 20% for Saudi Arabia. All these are still below other tax jurisdictions. The average top corporate tax rate among EU countries is 21.3%, 23.04% among OECD countries, and 69% in

the G7, according to the US-based Tax Foundation. UAE authorities seem confident that the planned corporate tax levy, with its long implementation time frame, will not undermine the attraction of the Emirates as a low-tax haven, and that the move is in line with the general trend in the Gulf Cooperation Council countries to diversify their source of revenues away from hydrocarbon income dependency, and follows on the introduction of Value Added Taxation in Gulf countries. (Bloomberg)

- ALINMA posts 25.7% YoY rise in net profit to SR30711mn in 4Q2021** – Alinma Bank (ALINMA) recorded net profit of SR30,711mn in 4Q2021, an increase of 25.7% YoY. Total operating profit rose 17.3% YoY to SR6,667mn in 4Q2021. Total income for special commissions/investments rose 3.7% YoY to SR5,674mn in 4Q2021. Loans and advances stood at SR126.3bn (+13.6% YoY), while Clients' deposits stood at SR121.1bn (+1.3% YoY) at the end of December 31, 2021. EPS came in at SR1.31 in 4Q2021 as compared to SR0.99 in 4Q2020. (Tadawul)
- S&P Global Ratings: Saudi Sukuk issuance increase 37% in 2021** – S&P Global Ratings believes that Saudi issuances have risen 37% in calendar year 2021. Saudi companies and government raised USD \$36.9bn Sukuk in 2021, compared to USD \$27bn in 2020 and USD \$28.6bn in 2019. In 2021, while the global Sukuk issuance reached USD \$147.4bn compared with USD \$148.4bn in 2020, foreign-currency denominated Sukuk issuance increased by 10%. Jumbo issuances in Saudi Arabia (for example the Saudi Aramco Sukuk) have contributed to this increase along with continued issuance growth in Malaysia, Indonesia, and--to a lesser extent--Turkey, due to favorable market conditions and ample liquidity. The issuance of capital boosting instruments by some of the GCC banks seeking these same favorable conditions also provided a boost. We expect the volume of issuance in 2022 to hover around \$145-150bn and believe that the implementation of national transformation plans such as the Saudi Vision 2030 will lead in some opportunities for Sukuk issuances. S&P sees also opportunities created by the energy transition in core Islamic finance countries, higher ESG awareness from regional issuers, and stronger automation using fintech solutions as likely to support future Sukuk market growth. For instance, in Jan 2022 Saudi National Bank issued a \$750 million sustainable Sukuk. (Zawya)
- Dubai plans to cut carbon emissions 30% by 2030** – Dubai plans to cut carbon emissions by 30% by the end of 2030, the emirate's government media office said on Sunday on its website. The plan is part of a broader strategy, announced by the UAE in October, to achieve carbon emission neutrality by 2050, the office said. Dubai, a major regional business, financial and logistics hub, is the second-largest and wealthiest emirate making up the seven-member UAE federation, following oil-rich Abu Dhabi. (Zawya)

**Rebased Performance**


Source: Bloomberg

**Daily Index Performance**


Source: Bloomberg

Asset/Currency Performance	Close (\$)	1D%	WTD%	YTD%
Gold/Ounce	1,808.28	0.2	0.9	(1.1)
Silver/Ounce	22.52	0.4	0.2	(3.4)
Crude Oil (Brent)/Barrel (FM Future)	93.27	2.4	3.6	19.9
Crude Oil (WTI)/Barrel (FM Future)	92.31	2.3	6.3	22.7
Natural Gas (Henry Hub)/MMBtu	5.34	(12.5)	(5.5)	45.9
LPG Propane (Arab Gulf)/Ton	128.25	0.4	0.8	14.3
LPG Butane (Arab Gulf)/Ton	152.75	(1.0)	(8.0)	9.7
Euro	1.14	0.1	2.7	0.7
Yen	115.26	0.3	0.0	0.2
GBP	1.35	(0.5)	1.0	(0.0)
CHF	1.08	(0.6)	0.6	(1.4)
AUD	0.71	(1.0)	1.2	(2.6)
USD Index	95.49	0.1	(1.8)	(0.2)
RUB	75.84	(0.9)	(2.6)	1.6
BRL	0.19	(0.8)	0.8	4.6

Source: Bloomberg

Global Indices Performance	Close	1D%*	WTD%*	YTD%*
MSCI World Index	3,061.46	0.3	1.9	(5.3)
DJ Industrial	35,089.74	(0.1)	1.0	(3.4)
S&P 500	4,500.53	0.5	1.5	(5.6)
NASDAQ 100	14,098.01	1.6	2.4	(9.9)
STOXX 600	462.15	(1.3)	2.0	(4.7)
DAX	15,099.56	(1.7)	1.2	(3.8)
FTSE 100	7,516.40	(0.7)	1.8	1.8
CAC 40	6,951.38	(0.7)	2.5	(2.2)
Nikkei	27,439.99	0.4	2.7	(4.8)
MSCI EM	1,221.10	0.9	2.5	(0.9)
SHANGHAI SE Composite	3,361.44	0.0	0.0	(7.7)
HANG SENG	24,573.29	3.3	4.4	5.1
BSE SENSEX	58,644.82	(0.1)	3.1	0.5
Bovespa	112,244.90	(0.1)	1.7	11.8
RTS	1,436.00	0.3	2.1	(10.0)

Source: Bloomberg (\*\$ adjusted returns)



### Contacts

QNB Financial Services Co. W.L.L.  
Contact Center: (+974) 4476 6666  
[info@qnbfs.com.qa](mailto:info@qnbfs.com.qa)  
Doha, Qatar

Saugata Sarkar, CFA, CAIA  
Head of Research  
[saugata.sarkar@qnbfs.com.qa](mailto:saugata.sarkar@qnbfs.com.qa)

Shahan Keushgerian  
Senior Research Analyst  
[shahan.keushgerian@qnbfs.com.qa](mailto:shahan.keushgerian@qnbfs.com.qa)

**Disclaimer and Copyright Notice:** This publication has been prepared by QNB Financial Services Co. W.L.L. ("QNBFS") a wholly-owned subsidiary of Qatar National Bank (Q.P.S.C.). QNBFS is regulated by the Qatar Financial Markets Authority and the Qatar Exchange. Qatar National Bank (Q.P.S.C.) is regulated by the Qatar Central Bank. This publication expresses the views and opinions of QNBFS at a given time only. It is not an offer, promotion or recommendation to buy or sell securities or other investments, nor is it intended to constitute legal, tax, accounting, or financial advice. QNBFS accepts no liability whatsoever for any direct or indirect losses arising from use of this report. Any investment decision should depend on the individual circumstances of the investor and be based on specifically engaged investment advice. We therefore strongly advise potential investors to seek independent professional advice before making any investment decision. Although the information in this report has been obtained from sources that QNBFS believes to be reliable, we have not independently verified such information and it may not be accurate or complete. QNBFS does not make any representations or warranties as to the accuracy and completeness of the information it may contain, and declines any liability in that respect. For reports dealing with Technical Analysis, expressed opinions and/or recommendations may be different or contrary to the opinions/recommendations of QNBFS Fundamental Research as a result of depending solely on the historical technical data (price and volume). QNBFS reserves the right to amend the views and opinions expressed in this publication at any time. It may also express viewpoints or make investment decisions that differ significantly from, or even contradict, the views and opinions included in this report. This report may not be reproduced in whole or in part without permission from QNBFS.

*COPYRIGHT: No part of this document may be reproduced without the explicit written permission of QNBFS.*