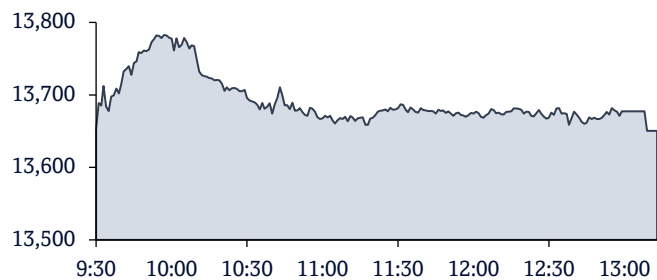


QSE Intra-Day Movement



Qatar Commentary

The QE Index rose 0.4% to close at 13,650.3. Gains were led by the Industrials and Consumer Goods & Services indices, gaining 1.1% and 0.5%, respectively. Top gainers were QLM Life & Medical Insurance Co. and Ahli Bank, rising 3.1% each. Among the top losers, Qatar Insurance Company fell 1.1%, while QNB Group was down 0.9%.

GCC Commentary

Saudi Arabia: The TASI Index gained 0.2% to close at 12,443.8. Gains were led by the Energy and Utilities indices, rising 1.8% and 1.1%, respectively. Al Hammadi Holding rose 9.8%, while Malath Cooperative Insurance Co. was up 5.0%.

Dubai: The DFM Index gained 0.9% to close at 3,421.7. The Consumer Staples and Discretionary index rose 3.7%, while the Real Estate & Construction index gained 3.1%. AL SALAM Sudan rose 9.1%, while Emirates Refreshments Company was up 3.7%.

Abu Dhabi: The ADX General Index fell 0.2% to close at 10,018.15. The Telecommunication index declined 1.5%, while the Financials index fell 0.2%. Aram Group rose 10.0%, while Al Seer Marine Supplies & Equipment Co. was down 2.1%.

Kuwait: The Kuwait All Share Index fell 0.7% to close at 7,807.9. The Healthcare index declined 1.4%, while the Basic Materials index fell 1.3%. Gulf Petroleum Investment Co. declined 16.4%, while Kuwait & Middle East Financial Investment Co. was down 7.1%.

Oman: The MSM 30 Index fell 1.1% to close at 4,551.9. Losses were led by the Financial and Industrial indices, falling 1.2% and 1.0%, respectively. Al Jazeera Steel Products Co. declined 7.1%, while HSBC Bank Oman was down 6.5%.

Bahrain: The BHB Index gained marginally to close at 1,900.9. The Financials index rose marginally. Solidarity Bahrain rose 1.2%, while Al Salam Bank was up 1.1%.

QSE Top Gainers	Close*	1D%	Vol. '000	YTD%
QLM Life & Medical Insurance Co.	5.50	3.1	4.8	8.9
Ahli Bank	4.13	3.1	75.0	13.1
Qatari German Co for Med. Devices	1.87	2.9	11,178.6	(41.3)
Qatar Islamic Insurance Company	8.85	2.7	157.2	10.6
Mesaieed Petrochemical Holding	2.65	1.7	3,874.4	26.6

QSE Top Volume Trades	Close*	1D%	Vol. '000	YTD%
Gulf International Services	2.14	0.7	16,850.9	24.4
Qatar Aluminum Manufacturing Co.	1.90	0.2	16,387.0	5.7
Estithmar Holding	2.21	0.6	12,090.0	79.4
Qatari German Co for Med. Devices	1.87	2.9	11,178.6	(41.3)
Masraf Al Rayan	4.61	0.3	10,694.3	(0.7)

Regional Indices	Close	1D%	WTD%	MTD%	YTD%	Exch. Val. Traded (\$ mn)	Exchange Mkt. Cap. (\$ mn)	P/E**	P/B**	Dividend Yield
Qatar*	13,650.32	0.4	(2.6)	2.1	17.4	136.94	206,305.7	15.8	1.9	3.2
Dubai	3,421.69	0.9	(0.3)	2.5	7.1	123.02	155,096.3	10.5	1.2	2.6
Abu Dhabi	10,018.15	(0.2)	(0.9)	3.5	17.8	351.82	574,891.1	20.0	2.8	1.9
Saudi Arabia	12,443.77	0.2	(1.4)	2.0	10.3	1,537.75	3,141,530.1	20.5	2.6	2.4
Kuwait	7,807.87	(0.7)	1.6	1.2	10.9	279.02	151,401.5	17.7	1.8	2.8
Oman	4,551.89	(1.1)	(1.2)	0.4	10.2	3.58	21,207.6	13.1	0.9	4.5
Bahrain	1,900.85	0.0	0.2	(0.2)	5.8	6.23	30,538.7	6.5	0.9	5.6

Source: Bloomberg, Qatar Stock Exchange, Tadawul, Muscat Securities Market and Dubai Financial Market (** TTM; * Value traded (\$ mn) do not include special trades, if any)

Market Indicators	24 Aug 22	23 Aug 22	%Chg.
Value Traded (QR mn)	504.0	607.3	(17.0)
Exch. Market Cap. (QR mn)	760,153.5	758,336.7	0.2
Volume (mn)	135.3	167.4	(19.2)
Number of Transactions	15,233	18,311	(16.8)
Companies Traded	44	46	(4.3)
Market Breadth	29:13	9:36	-

Market Indices	Close	1D%	WTD%	YTD%	TTM P/E
Total Return	27,960.29	0.4	(2.6)	21.5	15.8
All Share Index	4,324.64	0.2	(2.9)	16.9	160.9
Banks	5,702.80	(0.0)	(5.0)	14.9	17.4
Industrials	4,937.76	1.1	(0.1)	22.7	13.3
Transportation	4,886.77	(0.5)	(0.7)	37.4	15.7
Real Estate	1,980.80	0.3	(0.9)	13.8	21.0
Insurance	2,644.72	(0.1)	(0.5)	(3.0)	16.5
Telecoms	1,310.25	(0.1)	(1.9)	23.9	13.6
Consumer	9,012.88	0.5	0.8	9.7	25.2
Al Rayan Islamic Index	5,696.30	0.5	(1.9)	20.8	12.9

GCC Top Gainers**	Exchange	Close*	1D%	Vol. '000	YTD%
Emaar Properties	Dubai	5.97	3.3	32,841.2	22.1
Acwa Power Co.	Saudi Arabia	175.00	1.6	612.5	108.3
Abu Dhabi Nat. Oil Co.	Abu Dhabi	4.69	1.5	8,879.9	9.8
The Commercial Bank	Qatar	7.50	1.1	6,088.9	11.1
Gulf Bank	Kuwait	0.36	1.1	17,040.0	34.0

GCC Top Losers**	Exchange	Close*	1D%	Vol. '000	YTD%
Knowledge Economic City	Saudi Arabia	14.00	(2.8)	869.5	(13.4)
Oman Telecom. Co.	Oman	0.89	(2.6)	113.1	18.1
National Shipping Co.	Saudi Arabia	28.00	(2.4)	1,500.7	7.9
Southern Province Cement	Saudi Arabia	56.30	(2.4)	234.7	(19.7)
Kuwait Finance House	Kuwait	0.92	(2.1)	43,032.2	21.6

Source: Bloomberg (# in Local Currency) (** GCC Top gainers/losers derived from the S&P GCC Composite Large Mid Cap Index)

QSE Top Losers	Close*	1D%	Vol. '000	YTD%
Qatar Insurance Company	2.35	(1.1)	244.1	(14.5)
QNB Group	21.10	(0.9)	2,838.6	4.5
Inma Holding	6.18	(0.8)	483.2	56.8
Qatar Gas Transport Company Ltd.	4.07	(0.6)	2,278.5	23.3
Qatari Investors Group	2.08	(0.5)	2,666.4	(6.3)

QSE Top Value Trades	Close*	1D%	Val. '000	YTD%
QNB Group	21.10	(0.9)	60,394.9	4.5
Masraf Al Rayan	4.61	0.3	49,561.2	(0.7)
The Commercial Bank	7.50	1.1	45,968.4	11.1
Gulf International Services	2.14	0.7	36,258.0	24.4
Qatar Aluminum Manufacturing Co.	1.90	0.2	31,318.9	5.7

Qatar Market Commentary

- The QE Index rose 0.4% to close at 13,650.3. The Industrials and Consumer Goods & Services indices led the gains. The index rose on the back of buying support from Qatari, GCC and Arab shareholders despite selling pressure from foreign shareholders.
- QLM Life & Medical Insurance Co. and Ahli Bank were the top gainers, rising 3.1% each. Among the top losers, Qatar Insurance Company fell 1.1%, while QNB Group was down 0.9%.
- Volume of shares traded on Wednesday fell by 19.2% to 135.3mn from 167.4mn on Tuesday. Further, as compared to the 30-day moving average of 213.3mn, volume for the day was 36.6% lower. Gulf International Services and Qatar Aluminum Manufacturing Co. were the most active stocks, contributing 12.5% and 12.1% to the total volume, respectively.

Overall Activity	Buy %*	Sell %*	Net (QR)
Qatari Individuals	35.55%	38.13%	(13,030,746.3)
Qatari Institutions	21.83%	17.86%	20,042,528.0
Qatari	57.38%	55.99%	7,011,781.6
GCC Individuals	0.67%	0.93%	(1,313,372.6)
GCC Institutions	4.66%	1.64%	15,216,342.1
GCC	5.33%	2.57%	13,902,969.6
Arab Individuals	10.78%	8.49%	11,518,508.2
Arab Institutions	0.00%	0.28%	(1,406,403.4)
Arab	10.78%	8.77%	10,112,104.8
Foreigners Individuals	2.21%	2.35%	(666,213.2)
Foreigners Institutions	24.29%	30.32%	(30,360,642.8)
Foreigners	26.51%	32.66%	(31,026,856.0)

Source: Qatar Stock Exchange (*as a % of traded value)

Earnings Releases and Global Economic Data

Earnings Releases

Company	Market	Currency	Revenue (mn) 2Q2022	% Change YoY	Operating Profit (mn) 2Q2022	% Change YoY	Net Profit (mn) 2Q2022	% Change YoY
Saudi Marketing Company	Saudi Arabia	SR	452.41	8.5%	15.54	8.1%	5.38	19.1%
National Gypsum Co.	Saudi Arabia	SR	17.65	-11.2%	1.46	-75.8%	1.67	-70.6%
BinDawood Holding Company	Saudi Arabia	SR	1,220.91	8.7%	64.75	-44.7%	42.33	-55.4%
Savola Group announces	Saudi Arabia	SR	6,888.30	16.7%	503.60	21.6%	213.80	6.9%
Dar Alarkan Real Estate Development Co.	Saudi Arabia	SR	677.95	19.4%	157.54	-3.3%	92.58	312.6%
Seera Group Holding	Saudi Arabia	SR	569.00	99.0%	-44.00	N/A	-68.00	N/A
National Building and Marketing Co.	Saudi Arabia	SR	338.89	13.7%	33.74	17.5%	31.84	26.9%
Scientific & Medical Equipment House Co.	Saudi Arabia	SR	176.30	6.1%	22.20	-18.7%	16.40	-30.5%
Tabuk Agricultural Development Co.	Saudi Arabia	SR	25.25	-20.3%	-14.22	N/A	-17.45	N/A
Fitaihi Holding Group	Saudi Arabia	SR	27.20	-20.4%	14.79	-20.1%	13.29	-21.8%

Source: Company data, DFM, ADX, MSM, TASI, BHB. (#Values in Thousands, *Financial for 2Q2022)

Global Economic Data

Date	Market	Source	Indicator	Period	Actual	Consensus	Previous
08-24	US	National Assoc. of Realtors	Pending Home Sales MoM	Jul	-1.00%	-2.60%	-8.90%
08-24	US	National Assoc. of Realtors	Pending Home Sales NSA YoY	Jul	-22.50%	-21.40%	-20.10%

Source: Bloomberg (s.a. = seasonally adjusted; n.s.a. = non-seasonally adjusted; w.d.a. = working day adjusted)

Qatar

- Estithmar Holding Q.P.S.C. announces the establishment of a new company "Al Wakra Water Treatment Plant W.L.L."** – Estithmar Holding Q.P.S.C. announces the establishment of a new company "Al Wakra Water Treatment Plant W.L.L." company, owned by Estithmar Ventures Real Estate Development Company W.L.L., a subsidiary of Estithmar Holding Q.P.S.C. (QSE)
- Qatar, UK to boost investment and commercial partnership** – Bilateral trade between Qatar and the UK grew by 51.4% to \$4.54bn in 2021 compared to the previous year, making the UK the country's 7th largest trading partner, Minister of Commerce and Industry HE Sheikh Mohammed bin Hamad bin Qassim Al Thani said yesterday. The Minister of Commerce and Industry, and HE Ranil Jayawardena, Minister for International Trade in the United Kingdom, chaired the third session of the Qatar-UK Joint Economic & Trade Committee, held in London. The third Joint Committee saw the attendance of HE Fahd bin Mohammed Al Attiyah, Ambassador of Qatar to the United Kingdom, along with representatives of several stakeholders, including the Qatar Investment Authority, the Investment Promotion Agency, and the Qatar Development Bank (QDB). According to the Minister of Commerce and Industry, the topics discussed in the meeting reflected the depth of bilateral relations between both countries, as well as their determination to advance the prospects for cooperation in all fields, including trade, investment, and commercial partnership. (Peninsula Qatar)
- Al Faleh Educational Holding Q.P.S.C: Board of directors meeting results** – Al Faleh Educational Holding Q.P.S.C announces the results of its Board of Directors' meeting held on 18/08/2022 and approved Al Faleh Educational Holding Q.P.S.C. convened on the 18th of August 2022 their 6th Board Meeting for the financial year 2022 Among others, the Chief Financial Officer has presented to the Board of Directors the Budget for the Fiscal Year 2022/23, and the financial/operational key inputs that were taken into consideration. During the meeting, the Senior Executive Management presented to the Board members the business developments, and preparations for Doha Academy Schools and AFG College to welcome the new academic year, Sheikha Aisha commented: "We expect the number of students in schools to increase by 12% and the university by 15%, which will reflect positively on the company's profits". (QSE)
- Qatar, Türkiye discuss energy relations** – Minister of State for Energy Affairs HE Saad Sherida Al Kaabi, met yesterday with the Minister of Energy and Natural Resources of the Republic of Türkiye HE Fatih Dönmez. The discussions during the meeting dealt with energy relations and cooperation between Qatar and Türkiye and means to enhance them. (Peninsula Qatar)
- Saudi Arabia to welcome World Cup fans holding Hayya card** – Saudi Arabia announced yesterday that it will welcome all FIFA World Cup Qatar 2022 fans holding Hayya card. The Saudi Ministry of Foreign Affairs said in a statement that the country will approve the entry of Hayya card qnbfs.com

holders 10 days before the start of the World Cup. Further details about the process will be announced later. The statement did say however that holders of the Hayya card will obtain a multiple-entry visa valid for 60 days. It also said that entering Qatar prior to visiting Saudi Arabia is not required, but that visitors need to have a medical insurance as per policy in place before arriving in Saudi Arabia. (Peninsula Qatar)

- Cabinet reviews report on employment of Qataris through 'Kawader' –** Prime Minister and Minister of Interior HE Sheikh Khalid bin Khalifa bin Abdulaziz Al Thani chaired the Cabinet's regular meeting held at its seat at the Amiri Diwan, yesterday. Following the meeting, Minister of State for Cabinet Affairs HE Mohammed bin Abdullah Al Sulaiti issued the following statement: The Cabinet, through the presentation made by the President of the Civil Service and Government Development Bureau, reviewed the monthly report on the employment of Qataris through the National Employment Platform 'Kawader', and the statistics included on the numbers of job seekers and those accepted, the jobs available on the platform, and the challenges facing the employment of Qataris as well as suggestions in this regard. The Cabinet gave approval of a draft memorandum of understanding for cooperation in the field of charitable and humanitarian work between the Regulatory Authority for Charitable Activities (RACA) in the State of Qatar and its counterparts in other countries. It also approved a draft memorandum of understanding on the development of frequency spectrum management between the Communications Regulatory Authority (CRA) in the State of Qatar and the central spectrum management services authority of the Ministry of Science, ICT and Future Planning of the Republic of Korea. The Cabinet gave approval of Qatar Tourism's participation in the China-Asean Expo Tourism Exhibition (People's Republic of China from September 19 to 21. (Peninsula Qatar)
- Food and beverage businesses in Qatar invited to support World Cup –** The Supreme Committee for Delivery and Legacy (SC) and Aspire Katara Hospitality (AKH) are inviting food and beverage (F&B) businesses in Qatar to deliver concession stands at different locations during the FIFA World Cup Qatar 2022. More than 400 units are available to rent at numerous sites, including in the vicinity of stadiums, along the 6km-long Corniche and a host of other entertainment locations. Interested parties should visit forsa2022.qa and provide information including type of F&B business, years of experience in the local market, number of existing branches, type of unit required (existing kiosk or empty land), information about concept (type, ethnicity, description, etc), number of employees with valid health certificates, details of central kitchen operation (where applicable) and food safety measures. Interested parties will also need to provide documents on concept presentation/company profile, commercial registration, company computer card, trade license and the owner's Qatar ID. (Peninsula Qatar)
- Qatar Wealth Fund Considers About \$3 Billion Pakistan Investment –** Qatar's sovereign wealth fund may invest about \$3 billion in key sectors of Pakistan's economy, according to people familiar with the matter, as the gas-rich Gulf state extends its support to the cash-strapped South Asian nation. The \$445 billion Qatar Investment Authority is evaluating strategic investments in the country's main airports in Islamabad and Karachi, as well as in the renewable energy, power and hospitality sectors, the people said, asking not to be identified because the information is private. The investments from the QIA may partly overlap with the \$2 billion in bilateral support Qatar has already planned for Pakistan, one of the people said. The fund may end up investing more or less than \$3 billion depending on the asset valuations and opportunities, the people said, without sharing a time frame. (Bloomberg)

International

- BLS: US job growth through March to be revised higher –** The US economy likely created 462,000 more jobs in the 12 months through March than previously estimated, the Labor Department's Bureau of Labor Statistics said on Wednesday. The reading is a preliminary estimate of the BLS' annual "benchmark" revision to the closely watched payrolls data. The private sector will likely account for all the upward revision, with an estimated additional 571,000 jobs. Government payrolls are likely to be cut by 109,000 jobs. Professional and business services will likely lead the

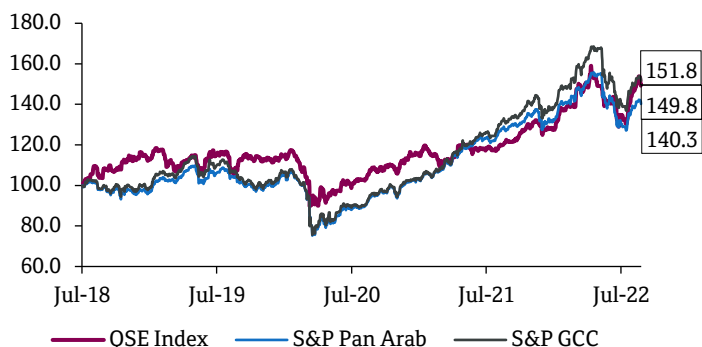
upward revision, with an expected 270,000 additional jobs. Transportation and warehousing employment is set to be raised by 151,600 jobs, while leisure and hospitality could see 140,000 positions added to payrolls. A final benchmark revision will be released in February along with the BLS' report on employment for January. Government statisticians will use the final benchmark count to revise payroll data for months both prior to and after March. (Reuters)

- US pending home sales fall less than expected in July –** Contracts to buy US previously owned homes fell less than expected in July as mortgage rates eased a bit, pulling some buyers back into the housing market. The National Association of Realtors (NAR) said on Wednesday its Pending Home Sales Index, based on signed contracts, dropped 1.0% to 89.8 last month, the lowest level since April 2020. Contracts have declined in eight of the last nine months. Economists polled by Reuters had forecast contracts, which become sales after a month or two, would drop 4.0%. Pending home sales tumbled 19.9% in July on a year-on-year basis. The 30-year fixed-rate mortgage retreated from 5.78% in mid-June to 5.30% at the end of July, according to data from mortgage finance agency Freddie Mac. The rate at the start of the year was 3.22%. The housing market is the main area of the economy where the Federal Reserve's aggressive monetary policy tightening campaign to slow demand in order to tame inflation is achieving some results. Data on Tuesday showed new home sales plunged to a 6-1/2-year low in July. Home resales and single-family housing starts are at two-year lows. The National Association of Home Builders/Wells Fargo Housing Market sentiment index fell below the break-even level of 50 in August for the first time since May 2020, other reports showed last week. (Reuters)
- US core capital goods orders increase in July –** New orders for US-made capital goods increased in July, but momentum has slowed from prior months, suggesting that business spending on equipment could struggle to rebound after contracting last quarter. Orders for non-defense capital goods excluding aircraft, a closely watched proxy for business spending plans, rose 0.4% last month, the Commerce Department said on Wednesday. These so-called core capital goods orders increased 0.9% in June. Core capital goods shipments climbed 0.7% after advancing 0.8% in June. Core capital goods shipments are used to calculate equipment spending in the gross domestic product measurement. Orders are slowing as the Federal Reserve's aggressive monetary policy campaign to fight inflation dampens demand. Still manufacturing, which accounts for 11.9% of the economy, remains supported by still-low inventories of long-lasting manufactured goods like motor vehicles. Business spending on equipment declined at a 2.7% annualized rate in the second quarter, the most in two years. That, together with a slower pace of inventory accumulation relative to the prior two quarters, helped to weigh down GDP. The economy contracted 1.3% in the first half of the year. (Reuters)
- UK gas producers boost domestic output by 26% in first half of 2022 –** Gas production in the United Kingdom rose 26% in the first half of this year compared to the same period last year, an industry body said on Wednesday, as Britain cuts Russian energy imports in response to Moscow's invasion of Ukraine. The 3.5bn cubic meters increase in locally-produced gas is enough to heat almost 3.5mn UK homes for a year, Offshore Energies UK (OEUK), an industry body for offshore oil, gas, hydrogen and wind producers, said in a statement. The figures mean roughly half of the country's gas needs in recent months were met by domestic resources, it said. Gas contributed to 44% of the UK's electricity generation last month, while also heating 85% of homes. (Reuters)
- Govt: Japan sees economy picking up modestly, flags looming risks –** Japan's government described its economy as "moderately picking up" in its monthly economic report, keeping the overall assessment unchanged from the previous month, while noting an upward revision to factory output. While sounding cautiously optimistic on the world's No. 3 economy, the government flagged risks of a global downturn amid overseas trend of monetary tightening and rising inflation while households face slower wage growth. Japan's economy rebounded at an annualized 2.2% in April-June from COVID-19-induced doldrums. Still, the pace of growth undershot economists' median estimates, raising doubts about strength of private consumption and expectations for pent-up demand known as revenge spending. (Reuters)

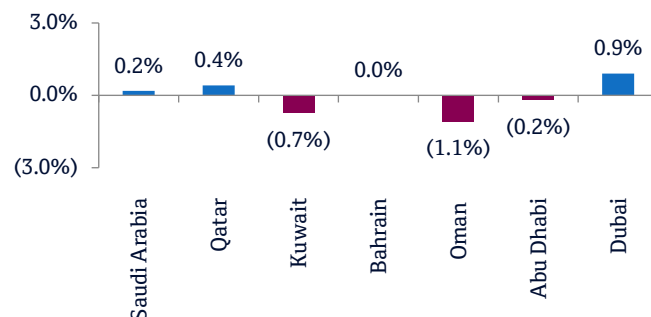
Regional

- GCC ICT companies to come together at Gitex Global** – ICT companies from across the GCC are participating for the first time in the GCC Pavilion at Gitex 2022, the largest technology exhibition and conference in the Middle East. The event is scheduled to take place from October 10 to 14 at the World Trade Centre in Dubai, UAE. The GCC Pavilion aims to bring together the biggest ICT companies from diverse fields under one roof. The aim is to pave the way for cooperation among them, implement joint ventures, and increase their share in the ICT market in the GCC countries, which is reported to be \$33bn in Saudi Arabia, \$20bn in the UAE, and almost the rest of the Gulf countries combined. The pavilion also aims to showcase the potential and capabilities of the GCC IT companies to the global market. Especially since Gitex is witnessing the participation of the pavilions of major countries such as the US, Germany, India and Japan, as the merger or integration between GCC companies enhances their competitiveness and ability to meet the needs of the local, Gulf, and international markets. (Zawya)
- UK-Russia trade dwindles, GCC states step in to supply refined oil** – Trade between the UK and Russia has dwindled to the lowest level since records began, with Saudi Arabia, Kuwait and the Netherlands stepping in to meet UK requirements for refined oil. Data from the UK's Office of National Statistics (ONS) shows trade between the two countries fell to £33mn (AED 143mn) in June, the lowest since records began 25 years ago, after the UK began to impose sanctions on Russia for its invasion of Ukraine, which began six months ago today. The sanctions meant fuel imports from Russia to the UK fell to zero in June, and imports for all commodities fell when compared with the monthly average up to February 2022, when the invasion started. The monthly average of fuel imports prior to February 2022 was £499mn, and prior to the invasion, Russia was the UK's largest supplier of refined oil in 2021, accounting for 24.1% of all imports as well as 5.9% of its crude oil and 4.9% of its gas imports. "As a result of the UK Government's ambition to phase out imports of Russian oil and gas, there were no imports of refined oil, crude oil, gas or coal, coke and briquettes from Russia by June 2022," the ONS said. (Zawya)
- UAE's Burjeel Holdings to invest up to \$1bn in Saudi expansion** – UAE-based Burjeel Holdings said on Wednesday that it will expand into Saudi Arabia. Burjeel is reportedly looking to raise at least \$750mn from an IPO in Abu Dhabi this year. The medical services provider has signed a memorandum of understanding (MoU) with Saudi Arabia's Ministry of Investment to collaborate with the institutes and healthcare organizations in the kingdom and invest up to \$1bn by 2030. Burjeel, which operates 39 hospitals and medical centers, will explore joint ventures and public-private partnerships (PPP), according to a statement. The plan is to develop a healthcare network and explore innovation in areas of cancer prevention, screening and therapy. "[The company] will seek investment opportunities... to establish and expand various healthcare offerings across KSA, including an industry-leading healthcare network that will include specialty medical centers, day surgery capability, digital health ventures, comprehensive super specialty hospitals and clinical research program," the statement said. The company is already in discussions with various private sector providers and public sector hospitals for the Saudi expansion, and it expects to begin formalizing collaboration agreements over the coming months. The company recorded more than AED3.3bn (\$898mn) in revenue for the full year 2021, representing an 18% compound annual growth rate over the three-year period 2019-2021. (Zawya)
- UAE, Canada to collaborate on healthcare programs, exchange expertise** – Abu Dhabi (DoH) has announced that the emirate's trainee doctor specialists will have access to Canadian accredited training programs as part of the Abu Dhabi academic healthcare training institutions in addition to increased opportunities for fellowship in Canada. Medical professionals across Abu Dhabi's sector will also benefit from the hybrid educational and specialized training opportunities offered by Royal College Canada International (RCI) – the international contracting arm of the Royal College of Physicians and Surgeons of Canada (Royal College). The collaboration is part of a Memorandum of Understanding (MoU) signed between DoH and RCI, a not-for-profit organization that was created to promote and deliver the Royal College of Physicians and Surgeons of Canada's programs and services within targeted international markets. The MoU was signed by Dr. Jamal Mohammed Al Kaabi, Undersecretary of DoH, and Dr. Susan Moffatt-Bruce, President and CEO of RCI, and CEO the Royal College. As per the MoU, both entities will join hands to exchange knowledge and share best practices in the field of healthcare, especially in postgraduate medical education, research, and healthcare practice innovation, to elevate patient experience and improve medical outcomes. Both entities will facilitate conversations and exchange experiences that support setting standards for postgraduate medical education and family medicine. (Zawya)
- Top ten UAE banks net income jumps 24.4% to \$3.43bn** – The top ten UAE banks' net income jumped 24.4% to AED12.6bn (\$3.43bn) in the second quarter (Q2) driven by better asset quality, improved profitability and margins, said Alvarez & Marsal (A&M). The country's 10 largest listed banks are First Abu Dhabi Bank (FAB), Emirates NBD (ENBD), Abu Dhabi Commercial Bank (ADCB), Dubai Islamic Bank (DIB), Mashreq Bank (Mashreq), Abu Dhabi Islamic Bank (ADIB), Commercial Bank of Dubai (CBD), National Bank of Fujairah (NBF), National Bank of Ras Al-Khaimah (RAK) and Sharjah Islamic Bank (SIB). Total interest income of the banks grew drastically by 19.5% QoQ in Q2'22, boosted by higher interest income, said A&M, leading global professional services firm, in its latest United Arab Emirates Banking Pulse for Q2 2022. (Zawya)
- Oman ranked among the safest countries in the world** – The Sultanate of Oman has been ranked among the top four countries in the world for the year 2022 in the safety and crime index of Numbeo. The capital, Muscat, has been ranked 20th globally in the safest cities index, with 79.46 points in the security index, and 20.54 points in the crime-committing index. In West Asia, Oman has been ranked third in the crime index (19.99) and safety index (80.01), only behind neighboring Qatar and UAE from the GCC, while globally Oman has been ranked 4th behind Qatar, UAE, and Taiwan. According to Numbeo, the level of crime is very low in Muscat (13.64). Chances of having a home broken and things stolen, being mugged or robbed, a car stolen, things from a car stolen, or physical attack because of your skin color, ethnic origin, gender, or religion are being rated 'very low' in the Sultanate. From a safety point of view, walking alone during daylight has been rated 'very high' at 90.79, and walking alone during the night has been rated 'high' at 76.80. In the Pollution index, Oman has been ranked first with 36.76 points ahead of UAE (47.94) and Qatar (60.05). In the quality-of-life index (based on the cost of living and purchasing power, affordability of housing, pollution including air, water, etc, crime rates, health system quality, and traffic (commute times), Oman has been ranked third with 172.12 points ahead of the UAE (174.37 points) and Japan (172.12) in Asia. (Zawya)
- Over 23,000 citizens employed in Oman in 2022** – More than 23,000 citizens have been employed in the Sultanate of Oman during the first six months of 2022, an official from the Labor Ministry said. Salim Al Badi, Director General of the Directorate General of Labor in the Muscat Governorate said in an interview with an Omani radio: "The ministry's step for this year came with clear indicators that prepare for the supreme goal of caring for national cadres, rehabilitating and training them, as well as providing them with the labor market." On employment indicators in the Sultanate of Oman, Al Badi said: "The plan is aimed to provide 35,000 job opportunities. The indicators of employment and replacement in the public and private sectors came during the first half of this year with positive results, represented in appointing 23,271 citizens to work in the public and private sectors, 10,454 of them are in the government sector, while 12,817 citizens in the private sector." "The Ministry gives priority to those who terminate their services from private sector facilities. Therefore, we have a department dedicated for this purpose under the name of the Department of Follow-up of Omanis who terminated their services," Al Badi added. (Zawya)
- Kuwaitis and expats purchase nine tons of 'gold' in six months** – Gold purchases by citizens and residents in Kuwait from January to the end of June 2022 was about 9 tons of bullion, coins and ready-made gold works, which is the same value as purchases during the first half of 2021, but there are clear changes in the policy acquisition as it increased in bullion and coins that are treated investment only, while it relatively decreased in purchase jewelry wear. The World Gold Council said Kuwait's

purchases during the first half of 2022 were relatively distributed by 23.3% or 2.1 tons for the country's purchases of bullion and gold coins, while the ready-made jewelry accounted for 76.7% of the total gold purchases or 6.9 tons. This is in view of the global geopolitical factors in addition to the economic variables, on top of which comes the high inflation rates and the subsequent successive increases in interest rates by the US Federal Reserve, which increased the attractiveness of the dollar and the tendency towards saving. However, the gold market in Kuwait translated this into increases in the acquisition of bullion and gold coins, which reached its peak during from April until the end of June 2022. (Zawya)

Rebased Performance


Source: Bloomberg

Daily Index Performance


Source: Bloomberg

Asset/Currency Performance	Close (\$)	1D%	WTD%	YTD%
Gold/Ounce	1,751.19	0.2	0.2	(4.3)
Silver/Ounce	19.11	(0.0)	0.3	(18.0)
Crude Oil (Brent)/Barrel (FM Future)	101.22	1.0	4.7	30.1
Crude Oil (WTI)/Barrel (FM Future)	94.89	1.2	4.5	26.2
Natural Gas (Henry Hub)/MMBtu	9.27	(4.9)	1.8	153.3
LPG Propane (Arab Gulf)/Ton	112.75	0.3	2.0	0.4
LPG Butane (Arab Gulf)/Ton	107.75	(0.7)	(5.3)	(22.6)
Euro	1.00	(0.0)	(0.7)	(12.3)
Yen	137.12	0.3	0.1	19.2
GBP	1.18	(0.3)	(0.3)	(12.8)
CHF	1.03	(0.3)	(0.8)	(5.6)
AUD	0.69	(0.3)	0.5	(4.9)
USD Index	108.68	0.0	0.5	13.6
RUB	118.69	0.0	0.0	58.9
BRL	0.20	(0.1)	1.2	9.0

Source: Bloomberg

Global Indices Performance	Close	1D%*	WTD%*	YTD%*
MSCI World Index	2,736.01	0.2	(1.9)	(15.3)
DJ Industrial	32,969.23	0.2	(2.2)	(9.3)
S&P 500	4,140.77	0.3	(2.1)	(13.1)
NASDAQ 100	12,431.53	0.4	(2.2)	(20.5)
STOXX 600	432.05	(0.1)	(2.0)	(22.6)
DAX	13,220.06	(0.1)	(3.2)	(26.8)
FTSE 100	7,471.51	(0.8)	(1.4)	(11.9)
CAC 40	6,386.76	0.1	(2.5)	(21.9)
Nikkei	28,313.47	(1.0)	(2.3)	(17.4)
MSCI EM	985.13	(0.4)	(1.6)	(20.0)
SHANGHAI SE Composite	3,215.20	(2.2)	(1.9)	(18.1)
HANG SENG	19,268.74	(1.2)	(2.6)	(18.2)
BSE SENSEX	59,085.43	0.0	(0.9)	(5.4)
Bovespa	112,897.84	(0.5)	2.8	17.2
RTS	1,182.39	(0.7)	1.0	(25.9)

Source: Bloomberg (*\$ adjusted returns)

Contacts

QNB Financial Services Co. W.L.L.
Contact Center: (+974) 4476 6666
info@qnbfs.com.qa
Doha, Qatar

Saugata Sarkar, CFA, CAIA
Head of Research
saugata.sarkar@qnbfs.com.qa

Shahan Keushgerian
Senior Research Analyst
shahan.keushgerian@qnbfs.com.qa

Disclaimer and Copyright Notice: This publication has been prepared by QNB Financial Services Co. W.L.L. ("QNBFS") a wholly-owned subsidiary of Qatar National Bank (Q.P.S.C.). QNBFS is regulated by the Qatar Financial Markets Authority and the Qatar Exchange.

Qatar National Bank (Q.P.S.C.) is regulated by the Qatar Central Bank. This publication expresses the views and opinions of QNBFS at a given time only. It is not an offer, promotion or recommendation to buy or sell securities or other investments, nor is it intended to constitute legal, tax, accounting, or financial advice. QNBFS accepts no liability whatsoever for any direct or indirect losses arising from use of this report. Any investment decision should depend on the individual circumstances of the investor and be based on specifically engaged investment advice. We therefore strongly advise potential investors to seek independent professional advice before making any investment decision. Although the information in this report has been obtained from sources that QNBFS believes to be reliable, we have not independently verified such information and it may not be accurate or complete. QNBFS does not make any representations or warranties as to the accuracy and completeness of the information it may contain, and declines any liability in that respect. For reports dealing with Technical Analysis, expressed opinions and/or recommendations may be different or contrary to the opinions/recommendations of QNBFS Fundamental Research as a result of depending solely on the historical technical data (price and volume). QNBFS reserves the right to amend the views and opinions expressed in this publication at any time. It may also express viewpoints or make investment decisions that differ significantly from, or even contradict, the views and opinions included in this report. This report may not be reproduced in whole or in part without permission from QNBFS.

COPYRIGHT: No part of this document may be reproduced without the explicit written permission of QNBFS.