

Market Review and Outlook

The Qatar Stock Exchange (QSE) Index declined by 73.62 points or 0.52% during the week to close at 14,051.45. Market capitalization went down by 1.36% to QR781.0 billion (bn) as compared to QR791.8bn at the end of the previous week. Of the 47 traded companies, 15 ended the week higher, while 31 ended the week lower and 1 remained unchanged. Zad Holding Company (ZHCD) was the worst performing stock for the week with a drop by 9.0%. On the other hand, Qatar General Insurance and Reinsurance Company (QGRI) was the best performing stock for the week, with a gain of 9.9%.

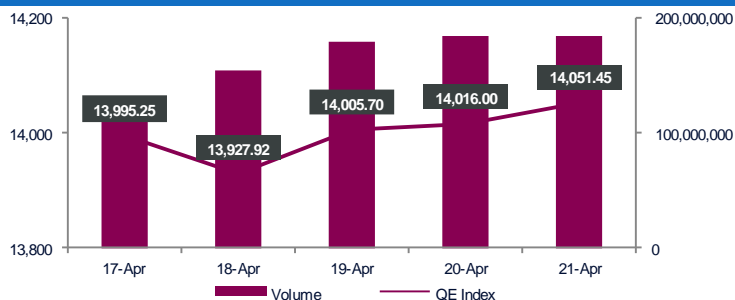
QNB Group (QNBK), Commercial Bank (CBQK) and Mesaieed Petrochemical Holding Company (MPHC) were the primary contributors to the weekly index loss. QNBK and CBQK removed 92.5 and 43.0 points from the index, respectively. Moreover, MPHC removed another 23.4 points from the index.

Trading value during the week dropped by 36.0% to QR2,995.2mn vs. QR4,677.8mn in the prior trading week. Masraf Al Rayan (MARK) was the top value traded stock during the week with total traded value of QR359.6mn.

Trading volume declined by 29.1% to 799.0mn shares vs. 1,126.8mn shares in the prior trading week. The number of transactions went down by 32.1% to 72,177 versus 106,370 in the prior week. Investment Holding Group (IGRD) was the top volume traded stock during the week with total traded volume of 131.5mn shares.

Foreign institutions remained bullish, ending the week with net buying of QR363mn vs. net buying of QR374mn in the prior week. Qatari institutions remained negative with net selling of QR278mn vs. net selling of QR264mn in the week before. Foreign retail investors ended the week with net buying of QR3mn vs. net buying of QR33mn in the prior week. Qatari retail investors remained bearish with net selling of QR88mn vs. net selling of QR144mn the week before. YTD (as of Wednesday's closing), foreign institutions were net buyers of \$2.495bn.

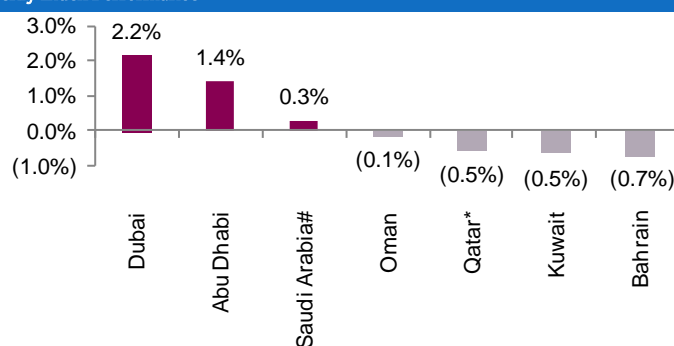
QSE Index and Volume



| Market Indicators | Week ended Apr 21, 2022 | Week ended Apr 14, 2022 | Chg. % |
|---------------------------|-------------------------|-------------------------|--------|
| Value Traded (QR mn) | 2,995.2 | 4,677.8 | (36.0) |
| Exch. Market Cap. (QR mn) | 781,044.8 | 791,831.8 | (1.4) |
| Volume (mn) | 799.0 | 1,126.8 | (29.1) |
| Number of Transactions | 72,177 | 106,370 | (32.1) |
| Companies Traded | 47 | 47 | 0.0 |
| Market Breadth | 15:31 | 24:22 | - |

| Market Indices | Close | WTD% | MTD% | YTD% |
|------------------------------|-----------|-------|-------|-------|
| Total Return | 28,676.36 | (0.5) | 3.9 | 24.6 |
| ALL Share Index | 4,472.03 | (1.0) | 3.2 | 20.9 |
| Banks and Financial Services | 6,082.68 | (1.8) | 4.1 | 22.6 |
| Industrials | 5,324.81 | 0.1 | 2.8 | 32.4 |
| Transportation | 4,008.19 | 1.7 | (0.1) | 12.7 |
| Real Estate | 1,885.27 | (1.2) | 0.7 | 8.3 |
| Insurance | 2,676.36 | (0.1) | 1.4 | (1.9) |
| Telecoms | 1,105.20 | (1.5) | 1.0 | 4.5 |
| Consumer Goods & Services | 8,862.56 | (0.1) | 3.4 | 7.9 |
| Al Rayan Islamic Index | 5,728.56 | 0.3 | 3.8 | 21.5 |

Weekly Index Performance



| Regional Indices | Close | WTD% | MTD% | YTD% | Weekly Exchange Traded Value (\$ mn) | Exchange Mkt. Cap. (\$ mn) | TTM P/E** | P/B** | Dividend Yield |
|------------------|-----------|-------|------|------|--------------------------------------|----------------------------|-----------|-------|----------------|
| Qatar* | 14,051.45 | (0.5) | 3.8 | 20.9 | 823.48 | 213,693.8 | 18.1 | 2.0 | 3.1 |
| Dubai | 3,662.82 | 2.2 | 3.9 | 14.6 | 720.35 | 159,965.9 | 17.5 | 1.3 | 2.7 |
| Abu Dhabi | 10,088.02 | 1.4 | 1.6 | 19.1 | 1,824.36 | 495,812.5 | 23.5 | 2.8 | 1.9 |
| Saudi Arabia# | 13,668.54 | 0.3 | 4.4 | 21.2 | 11,401.21 | 3,239,001.9 | 25.6 | 2.9 | 2.2 |
| Kuwait | 8,267.20 | (0.5) | 1.5 | 17.4 | 1,192.80 | 158,019.9 | 22.0 | 1.9 | 2.4 |
| Oman | 4,235.30 | (0.1) | 0.7 | 2.6 | 46.85 | 19,925.6 | 12.2 | 0.8 | 4.8 |
| Bahrain | 2,086.41 | (0.7) | 0.6 | 16.1 | 42.31 | 33,619.5 | 8.8 | 1.0 | 5.4 |

Source: Bloomberg, country exchanges and Zawya (** Trailing Twelve Months; * Value traded (\$ mn) do not include special trades, if any; #Data as of April 20, 2022)

- IMF: Qatar's economy to grow by 3.9% this year** – After the World Bank, another global organization has predicted a strong recovery for Qatar's economy. The International Monetary Fund (IMF) has projected a growth of 3.9% for Qatar's real Gross Domestic Product (GDP) in its World Economic Outlook. This year's growth forecast for Qatar's economy is substantially higher than the growth recorded last year. According to International Monetary Fund, Qatar's economy grew by 1.5% last year. As per the IMF forecast, consumer prices in Qatar are expected to rise by 3.5% in the current year. Last week, the World Bank also projected a strong recovery for Qatar's economy helped by higher hydrocarbon exports. According to a World Bank report released last week, Qatar's real GDP is likely to grow by 4.9% in 2022. (Peninsula Qatar)
- Qatar Explores boosting its LNG expansion as gas demand booms** – Qatar is sounding out buyers about a further expansion of its liquefied natural gas capacity, according to people familiar with the matter, as Europe rushes to secure supplies in the wake of Russia's war in Ukraine. State-run Qatar Energy is talking to gas buyers about whether to enlarge a \$30bn project started in 2021 to build six gas-liquefaction plants, the people said, asking not to be identified. The company is assessing the cost of adding at least one more unit and how much interest there is for additional gas from customers, including some in China. The talks are at an early stage and QE may stick with its existing plan, which will boost its maximum annual output by 60% to almost 130mn tons by 2027. The first gas isn't expected to hit the market until 2025. (Bloomberg)
- Fitch downgrades Qatari banks; 'Stable' outlook** – Fitch Ratings has downgraded seven Qatari banks' Long-Term Issuer Default Ratings (IDR) and removed them from Rating Watch Negative (RWN). The rating action reflects the Qatari banking sector's increased reliance on external funding and recent rapid asset growth, which Fitch believes has weakened the sovereign's ability to provide support to the system, in case of need. Fitch does not believe the current higher oil prices will substantially benefit these metrics over the rating horizon. Fitch has downgraded QNB Group's Long-Term IDR to 'A' from 'A+' and removed it from RWN. QNB Group's 'F1' Short-Term IDR has been affirmed and removed from RWN as it already maps to the lower of the two options for an 'A' Long-Term IDR. Fitch has also downgraded Qatar Islamic Bank's (QIBK), Doha Bank (DHBK), The Commercial Bank's (CBQK), Qatar International Islamic Bank's (QIIK), Ahli Bank's (ABQK) and Dukhan Bank Long-Term IDRs to 'A-' from 'A' and Short-Term IDRs to 'F2' from 'F1'. (Bloomberg)
- CBQK's bottom line rises 16.5% YoY and 307.4% QoQ in 1Q2022, in-line with our estimate** – The Commercial Bank's (CBQK) net profit rose 16.5% YoY (+307.4% QoQ) to QR702.3mn in 1Q2022, in line with our estimate of QR712.6mn (variation of -1.4%). Net interest income increased 11.4% YoY in 1Q2022 to QR953.8mn. However, on QoQ basis, net interest income declined 1.8%. The company's net operating income came in at QR1,327.2mn in 1Q2022, which represents an increase of 14.3% YoY. However, on QoQ basis, net operating income fell 2.5%. The bank's total assets stood at QR171.5bn at the end of March 31, 2022, up 5.1% YoY (+3.6% QoQ). Loans and advances to customers were QR98.4bn, registering a decline of 1.0% YoY at the end of March 31, 2022. However, on QoQ basis, loans and advances to customers increased 0.4%. Customer deposits rose 3.3% YoY and 3.2% QoQ to reach QR84.5bn at the end of March 31, 2022. The earnings per share amounted to QR0.17 in 1Q2022 as compared to QR0.15 in 1Q2021. (QSE, QNBFS Research)
- QGTS' bottom line rises 19.3% YoY and 8.9% QoQ in 1Q2022, above our estimate** – Qatar Gas Transport Company Limited's (QGTS) net profit rose 19.3% YoY (+8.9% QoQ) to QR381.8mn in 1Q2022, above our estimate of QR353.5mn (variation of +8.0%). The company's total income came in at QR1,064mn in 1Q2022, which represents an increase of 5.6% YoY. However, on QoQ basis, total income fell 0.7%. EPS amounted to QR0.07 in 1Q2022 as compared to QR0.06 in 1Q2021. Despite the global challenges posed by the COVID-19 pandemic, Qatar Gas Transport Company Limited (Nakilat) continues to deliver uninterrupted clean energy to the world, through safe, reliable, and efficient shipping and maritime services. The company also continues to strengthen its value proposition, by offering ship repair, industrial and offshore fabrication, towage, and other maritime services. Eng. Abdullah Al Sulaiti, Chief Executive Officer, Nakilat, said, "We are very pleased to report a stellar earnings result for the first quarter 2022, which reiterates the resilient business model that Nakilat has built over the years. Against the current backdrop of global economic environment and the long-term needs for diversified, secure and reliable energy transportation solutions, Nakilat shall continue to grow its assets portfolio and generate sustainable return for its shareholders." As a testament to the company's commitment to health and safety, Nakilat recently attained a five-star grading in the Five Star Occupational Health and Safety Audit, for the fifth consecutive year. Conducted by the British Safety Council, the Audit provides a worldwide benchmark of organizational safety management systems against current best practice. Al Sulaiti said, "I would like to take this opportunity to extend our deep appreciation to QatarEnergy, QatarEnergy Industrial Cities, Qatargas, and all our staff for their ongoing support and collaboration, in ensuring our success and the realization of our vision of becoming a global leader and provider of choice for energy transportation and maritime services." (QSE, QNBFS Research, Company news)
- QEWS' bottom line rises 4.5% YoY and 33.2% QoQ in 1Q2022, below our estimate** – Qatar Electricity & Water Company's (QEWS) net profit rose 4.5% YoY (+33.2% QoQ) to QR388.7mn in 1Q2022, below our estimate of QR421.3mn (variation of -7.7%). The company's revenue came in at QR564.9mn in 1Q2022, which represents a decrease of 6.0% YoY (-11.0% QoQ). EPS amounted to QR0.35 in 1Q2022 as compared to QR0.34 in 1Q2021. Further, operating profits amounted to QR332mn in the first quarter this year compared to QR277mn during the same period in 2021. Cash flows from operations remain strong when compared to the same period in the previous year. QEWS recorded operational cash flows of QR443mn compared to operational cash flows of QR297mn during the same period in the previous year. During the year, QEWS market share in Qatar in the supply of electricity was 67% and desalinated water was 72%. The company aims for successful continuation to focus on the renewable energy domain in 2022 through Siraj Energy, and aiming to expand into international markets through its subsidiary Nebras Power. QEWS remains to be in an excellent financial position with a strong credit rating of 'A1' with stable outlook from Moody's. QEWS owns and operates seven power and/or water stations in Qatar and has partnering with major international companies to own and operate another 5 power and/or water companies in Qatar. Through its subsidiary 'Nebras Power' QEWS invests in power and water assets globally. Despite the effects of the COVID-19 pandemic globally, QEWS' operations remained stable in Q1, 2022. The Siraj-1 Solar Power Plant Project, QEWS' latest project will become the first

of its kind to produce electricity using photovoltaic technology in Qatar. Located in Al Kharsaah area, the plant will be able to produce 800 MW at full capacity and is expected to account for one tenth of the current peak electricity demand in Qatar. The project is currently being executed via a Special Purpose Vehicle, 60% owned by Siraj Energy (a joint venture owned 49% by QEWS and 51% by QatarEnergy) and 40% owned by a joint consortium of Marubeni Corp (Japan) and Total Solar International (France). (QSE, QNBFS Research, Peninsula Qatar)

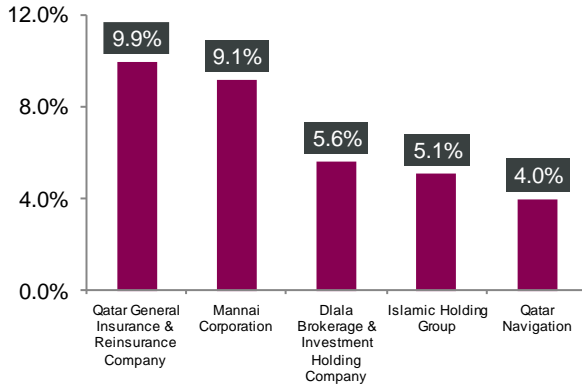
- ABQK's bottom line rises 2.6% YoY and 1.3% QoQ in 1Q2022, in-line with our estimate** – Ahli Bank's (ABQK) net profit rose 2.6% YoY (+1.3% QoQ) to QR191.5mn in 1Q2022, in line with our estimate of QR200mn (variation of -4.3%). Net interest income decreased 4.2% YoY and 2.6% QoQ in 1Q2022 to QR246.1mn. The company's total operating income came in at QR326.2mn in 1Q2022, which represents an increase of 1.7% YoY (+2.9% QoQ). The bank's total assets stood at QR46.4bn at the end of March 31, 2022, down 5.4% YoY (-3.4% QoQ). Loans and advances to customers were QR33.6bn, registering a decline of 1.6% YoY at the end of March 31, 2022. However, on QoQ basis, loans and advances to customers were almost flat. Customer deposits declined 3.1% YoY and 0.9% QoQ to reach QR27.7bn at the end of March 31, 2022. The earnings per share amounted to QR0.066 in 1Q2022 as compared to QR0.073 in 1Q2021. Further, commenting on the results, Ahli bank's CEO Hassan Ahmed AlEfrangi said, "Ahli bank achieved a steady and satisfactory result. Operating income grew and costs were in control. Ahli bank will continue to approach the market with caution and optimism." AlEfrangi further commented that Ahli bank continues to invest in digital technologies and provide best banking services. He added that Qatarization will remain a priority for the Bank in line with Qatar National Vision 2030. Commenting on the results, Sheikh Faisal bin AbdulAziz bin Jassem Al Thani, Chairman of Ahli bank said, "I am pleased to announce that the Bank started the year 2022 with a profit growth and steady performance. Our first quarter earnings is a testimony to the fact that our Balance Sheet strategy is working very well. The Bank is well capitalized and with strong funding position. The Bank continues to enjoy favorable ratings from the top international credit rating agencies." The Chairman further added, "We take this opportunity to thank our customers for their continuous loyalty towards Ahli bank, share-holders for their ongoing commitment, management and staff for all their dedication and Qatar Central Bank for their esteemed guidance and support." (QSE, QNBFS Research, Peninsula Qatar)
- MCGS's net profit declines 21.2% YoY and 32.5% QoQ in 1Q2022** – Medicare Group's (MCGS) net profit declined 21.2% YoY (-32.5% QoQ) to QR17.2mn in 1Q2022. The company's operating income came in at QR117.4mn in 1Q2022, which represents a decline of 5.6% YoY (-8.1% QoQ). EPS amounted to QR0.06 in 1Q2022 as compared to QR0.08 in 1Q2021. (QSE)
- QNNS' bottom line rises 21.3% YoY and 415.9% QoQ in 1Q2022, in-line with our estimate** – Qatar Navigation's (QNNS) net profit rose 21.3% YoY (+415.9% QoQ) to QR360.4mn in 1Q2022, in line with our estimate of QR352.2mn (variation of +2.3%). The company's operating revenue came in at QR912.7mn in 1Q2022, which represents an increase of 35.2% YoY (+21.8% QoQ). EPS amounted to QR0.32 in 1Q2022 as compared to QR0.26 in 1Q2021. (QSE, QNBFS Research)
- WDAM reports net loss of QR7mn in 1Q2022** – Widam Food Company (WDAM) reported net loss of QR7mn in 1Q2022 as compared to net profit of QR1mn in 1Q2021 and net loss of QR41.7mn in 4Q2021. The Company's revenue came in at QR94.8mn in 1Q2022,
- which represents a decrease of 5.6% YoY. However, on QoQ basis, revenue rose 30.4%. The loss per share amounted to QR0.04 as of 31st March, 2022 versus earnings per share (EPS) QR0.01 for the same period in 2021. (QSE)
- Mekdam Holding Group discloses the financial statements for Quarter 1 of 2022** – The Board of Directors of Mekdam Holding Group, chaired by Sheikh Mohammed bin Nawaf bin Nasser bin Khalid Al Thani, held a session on April 20, 2022, to discuss and approve the financial statements for the period ended March 31, 2022. The Chairman of the Board of Directors indicated that Mekdam Holding Group's revenue reached QR125.1mn for the period ended March 31, 2022, compared to QR49.3mn for the same period of the previous year with a growth rate of 153.8%. Providing new services in the distance education system and providing comprehensive maintenance services for gas recycling plants enhanced the earning level. Mekdam Holding Group achieved a net profit of QR9.5mn for the period ended on March 31, 2022, compared to QR9.0mn in the corresponding period of 2021 with a growth rate of 5.4%. This growth in net profit is mainly attributable to the growth in business volume. Earnings per share (EPS) amounted to QR0.139 for 2022 compared to EPS of QR0.132 for 2021. The CEO, Mr. Ehab Naser, indicated that during 2022, Mekdam Holding Group was able to sign new contracts with a total value of QR820mn exceeding the annual target for 2022. The Board was also briefed on the total value of the contracts being implemented, which amounted to about QR1,840mn, while the value of the remaining works amounted to about QR1,400mn. With respect to the sales proposals, the total offers submitted and being negotiated with customers amounted to about QR2,485mn. The expected success rate, according to historical indicators, ranges from 20% to 30%. The customer retention rate was around 90%. The Board of Directors emphasized the importance of these indicators to the executive management, as these indicators are the key factor in building revenue expectations, net future profits and enhancing the value of shareholders' equity. (QSE)
- Masraf Al Rayan first Islamic bank in Qatar to launch Sustainable Financing Framework** – Masraf Al Rayan (Al Rayan) on April 19 announced the launch of its Sustainable Financing Framework to further its Environment, Social and Governance (ESG) agenda. The launch of the framework, the first of its kind at an Islamic Bank in Qatar, will enable the bank to offer ESG-linked funding opportunities to investors and apply those proceeds to finance ESG-compliant sustainable projects. Credit rating agency, S&P Global Ratings, assessed the bank's Framework as 'strong' in its ESG criteria, as part of an independent Second Party Opinion. In a bid to become a key sustainability player in Qatar, Masraf Al Rayan set up its SSF in alignment with the Qatar Financial Centre's (QFC) newly-launched Sustainable Sukuk and Bonds Framework. The bank's sustainability strategy also follows Qatar's National Environment and Climate Change Strategy, which outlines a policy framework to protect the environment and achieve long-term sustainability goals. (Peninsula Qatar)
- Mannai surges after plan to sell Inetum at \$2bn valuation** – Mannai Corporation shares soared after the Qatari trading firm agreed to sell its stake in Inetum SA for an enterprise value of EUR1.85bn (\$2bn) to a group of investors led by Bain Capital Private Equity. The shares jumped 10% in Doha to the highest level since 2016, taking their gains this year to 114%. The benchmark Qatar Exchange Index fell 0.5% on Monday. Mannai said the sale of the French information technology services provider to the investor group, which also includes NB Renaissance and Inetum's management team, could result in an equity value for Mannai in the range of EUR1.03bn to

EUR1.06bn. Mannai in 2016 acquired 51% of Inetum, known at the time as GFI Informatique. It later bought out remaining shareholders and delisted the company from the Paris bourse. Inetum offers systems integration, technology consulting, application engineering, outsourcing and software development services and is a top player in several European markets. (Gulf business)

- **Kahramaa and QEWS renew partnership deal with Chubu** – The Qatar General Electricity and Water Corporation (Kahramaa) and Qatar Electricity and Water Company (QEWS) have renewed their partnership with Japanese company Chubu Electric Power Company for cooperation in the electricity sector. According to an official Kahramaa statement, the memorandum of understanding for the partnership was renewed between the Qatari parties and the Japanese company during a signing ceremony, held at Kahramaa headquarters. It was signed by Kahramaa president Issa bin Hilal al-Kuwari, QEWS managing director Mohamed bin Nasser al-Hajri and Chubu president Kingo Hayashi. Al-Kuwari praised the continuation of the cooperation between the Qatari parties and the Japanese company. “Our partnership with Chubu Electric Power extends for 15 years and we are pleased to continue this fruitful cooperation and valuable partnership that will benefit the Qatari electric power sector,” al-Kuwari noted, adding that the ongoing partnership comes in the context of the continuous efforts to support the Qatari electrical infrastructure with the latest systems and modern technology in order to upgrade the level of services provided and complete the process of a comprehensive digital transition to achieve global leadership at all levels for Qatar. (Gulf Times)
- **Amir issues social insurance, military retirement laws** – Amir HH Sheikh Tamim bin Hamad Al Thani has issued Law No. 2 of 2022 on military retirement. The law is effective six months after the date of its publication in the official gazette, with the exception of Article 20 (paragraph 2) which shall be enforced starting from the date of the issuance of this law. HH the Amir also issued Law No. 1 of 2022 issuing the Social Insurance Law. The law is effective six months after the date of its publication in the official gazette, with the exception of Article 4 (paragraph 5), Article 13 (paragraph 1), and Article 30 (paragraph 1) which shall be enforced starting from the date of the issuance of this law. The General Retirement and Social Insurance Authority applauded the decision by the Amir to increase the pensions of retired individuals and the issuance of the military retirement and social insurance laws. In a statement, the Authority said the generous patronage of HH the Amir included the issuance of the Amiri decision securing a minimum pension for all Qatari retirees in the country from the date of issuance at no less than QR15,000, with the addition of a special housing allowance of QR4,000, provided that the pension does not exceed QR100,000. (Peninsula Qatar)

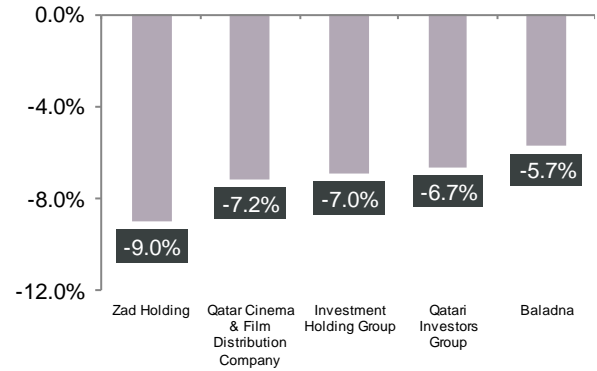
Qatar Stock Exchange

Top Gainers



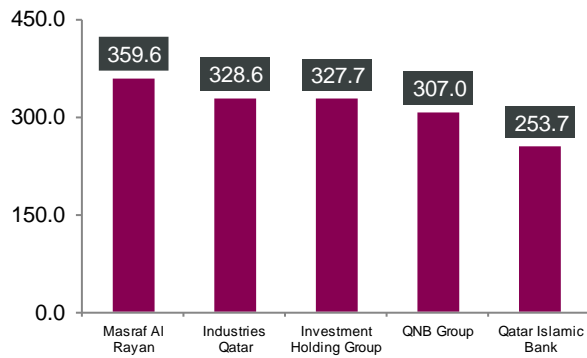
Source: Qatar Stock Exchange (QSE)

Top Decliners



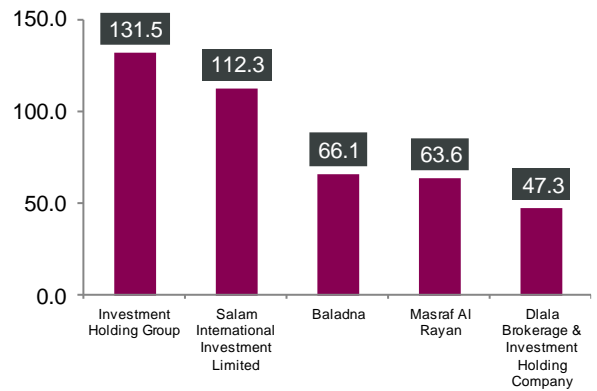
Source: Qatar Stock Exchange (QSE)

Most Active Shares by Value (QR Million)



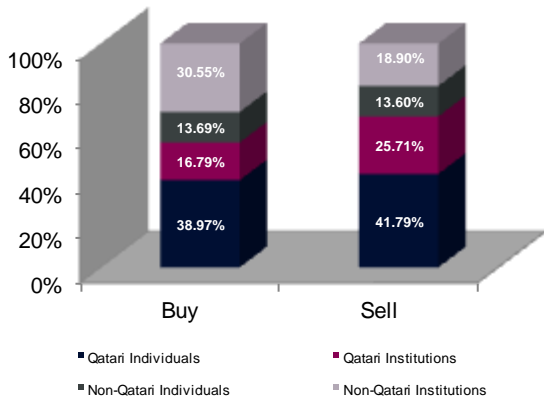
Source: Qatar Stock Exchange (QSE)

Most Active Shares by Volume (Million)



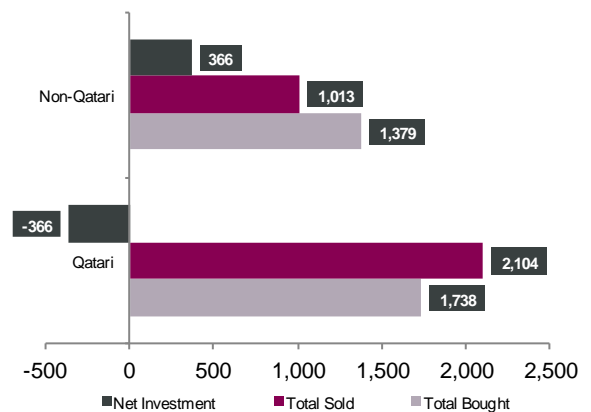
Source: Qatar Stock Exchange (QSE)

Investor Trading Percentage to Total Value Traded



Source: Qatar Stock Exchange (QSE)

Net Traded Value by Nationality (QR Million)



Source: Qatar Stock Exchange (QSE)

TECHNICAL ANALYSIS OF THE QSE INDEX



Source: Bloomberg

The QE index closed slightly down (-0.5%) from the previous week. The recent indecision move seen on the Index has not materialized yet into a correction. The trend remains up but prone to corrections. Our weekly time-frame support level is at the 12,500 points, and resistance at the 15,000 level.

DEFINITIONS OF KEY TERMS USED IN TECHNICAL ANALYSIS

RSI (Relative Strength Index) indicator – RSI is a momentum oscillator that measures the speed and change of price movements. The RSI oscillates between 0 to 100. The index is deemed to be overbought once the RSI approaches the 70 level, indicating that a correction is likely. On the other hand, if the RSI approaches 30, it is an indication that the index may be getting oversold and therefore likely to bounce back.

MACD (Moving Average Convergence Divergence) indicator – The indicator consists of the MACD line and a signal line. The divergence or the convergence of the MACD line with the signal line indicates the strength in the momentum during the uptrend or downtrend, as the case may be. When the MACD crosses the signal line from below and trades above it, it gives a positive indication. The reverse is the situation for a bearish trend.

Candlestick chart – A candlestick chart is a price chart that displays the high, low, open, and close for a security. The 'body' of the chart is portion between the open and close price, while the high and low intraday movements form the 'shadow'. The candlestick may represent any time frame. We use a one-day candlestick chart (every candlestick represents one trading day) in our analysis.

Doji candlestick pattern – A Doji candlestick is formed when a security's open and close are practically equal. The pattern indicates indecisiveness, and based on preceding price actions and future confirmation, may indicate a bullish or bearish trend reversal.

Shooting Star/Inverted Hammer candlestick patterns – These candlestick patterns have a small real body (open price and close price are near to each other), and a long upper shadow (large intraday movement on the upside). The Shooting Star is a bearish reversal pattern that forms after a rally. The Inverted Hammer looks exactly like a Shooting Star, but forms after a downtrend. Inverted Hammers represent a potential bullish trend reversal.

| Company Name | Price April 21 | % Change WTD | % Change YTD | Market Cap. QR Million | TTM P/E | P/B | Div. Yield |
|---------------------------------------|----------------|--------------|--------------|------------------------|---------|-----|------------|
| Qatar National Bank | 23.30 | (4.43) | 15.40 | 215,209 | 17.2 | 2.8 | 2.4 |
| Qatar Islamic Bank | 25.27 | 1.49 | 37.86 | 59,711 | 17.3 | 2.9 | 2.3 |
| Commercial Bank of Qatar | 7.50 | (3.85) | 11.13 | 30,354 | 14.2 | 1.7 | 2.1 |
| Doha Bank | 2.60 | (2.59) | (18.78) | 8,058 | 15.7 | 0.8 | 2.9 |
| Al Ahli Bank | 4.00 | 0.00 | 9.66 | 10,205 | 14.7 | 1.6 | 3.6 |
| Qatar International Islamic Bank | 12.36 | 2.83 | 34.20 | 18,709 | 20.7 | 2.8 | 3.0 |
| Masraf Al Rayan | 5.75 | 1.30 | 23.88 | 53,456 | 25.7 | 2.2 | 3.0 |
| Qatar First Bank | 1.53 | (5.03) | (2.50) | 1,208 | 8.3 | 2.1 | N/A |
| National Leasing | 0.89 | (1.33) | (5.64) | 439 | N/A | 0.7 | N/A |
| Dlala Holding | 1.71 | 5.61 | 38.90 | 326 | 56.8 | 2.2 | N/A |
| Qatar & Oman Investment | 0.87 | (2.14) | 6.63 | 273 | 56.0 | 0.9 | 1.2 |
| Islamic Holding Group | 5.88 | 5.07 | 49.13 | 333 | 54.7 | 2.3 | 0.8 |
| Banking and Financial Services | | | | 398,283 | | | |
| Zad Holding | 18.24 | (4.48) | 14.68 | 4,993 | 27.0 | 3.3 | 3.4 |
| Qatar German Co. for Medical Devices | 2.31 | (4.02) | (27.26) | 267 | 228.2 | 8.2 | N/A |
| Salam International Investment | 1.05 | (2.59) | 28.45 | 1,203 | 23.3 | 0.8 | N/A |
| Baladna | 1.57 | (5.71) | 8.65 | 2,985 | 22.5 | 1.3 | 3.4 |
| Medicare Group | 6.66 | (4.57) | (21.59) | 1,875 | 25.3 | 1.8 | 27.0 |
| Qatar Cinema & Film Distribution | 3.50 | (7.16) | (1.41) | 220 | 100.9 | 1.6 | 1.7 |
| Qatar Fuel | 18.71 | 1.14 | 2.35 | 18,603 | 19.0 | 2.1 | 4.1 |
| Qatar Meat and Livestock | 3.06 | (3.47) | (14.86) | 551 | N/A | 2.1 | N/A |
| Mannai Corp. | 10.20 | 9.13 | 114.83 | 4,653 | 16.9 | 2.1 | 0.1 |
| Al Meera Consumer Goods | 19.21 | (1.18) | (1.99) | 3,842 | 19.5 | 2.5 | 4.7 |
| Consumer Goods and Services | | | | 39,191 | | | |
| Qatar Industrial Manufacturing | 3.14 | 0.93 | 2.28 | 1,492 | 10.9 | 0.9 | 3.8 |
| Qatar National Cement | 5.19 | 1.15 | 1.76 | 3,392 | 14.6 | 1.2 | 5.8 |
| Industries Qatar | 20.20 | 2.02 | 30.41 | 122,210 | 15.1 | 3.1 | 5.0 |
| Qatari Investors Group | 2.40 | (6.65) | 8.06 | 2,983 | 15.8 | 1.0 | 4.2 |
| Qatar Electricity and Water | 17.95 | (0.50) | 8.13 | 19,745 | 13.2 | 1.5 | 4.5 |
| Aamal | 1.19 | (1.00) | 9.41 | 7,472 | 24.4 | 1.0 | 4.2 |
| Gulf International Services | 1.93 | (2.18) | 12.47 | 3,587 | 66.3 | 1.1 | N/A |
| Mesaieed Petrochemical Holding | 2.77 | (4.48) | 32.54 | 34,800 | 18.7 | 2.0 | 4.0 |
| Investment Holding Group | 2.49 | (6.95) | 102.52 | 2,066 | 77.9 | 2.4 | N/A |
| Qatar Aluminum Manufacturing | 2.55 | (2.67) | 41.59 | 14,229 | 17.1 | 2.2 | 3.1 |
| Industrials | | | | 211,975 | | | |
| Qatar Insurance | 2.43 | (1.62) | (11.64) | 7,937 | 17.0 | 0.9 | 4.1 |
| QLM Life & Medical Insurance | 5.31 | (3.02) | 5.05 | 1,857 | 17.6 | 3.0 | 4.1 |
| Doha Insurance | 1.98 | 1.49 | 3.13 | 990 | 13.5 | 0.8 | 6.1 |
| Qatar General Insurance & Reinsurance | 2.09 | 9.94 | 4.50 | 1,829 | 19.6 | 0.4 | N/A |
| Al Khaleej Takaful Insurance | 3.80 | 2.32 | 5.56 | 970 | 24.0 | 1.8 | 2.0 |
| Qatar Islamic Insurance | 8.50 | (2.30) | 6.25 | 1,275 | 15.7 | 3.0 | 4.7 |
| Insurance | | | | 14,857 | | | |
| United Development | 1.49 | (0.33) | (3.25) | 5,276 | 16.2 | 0.5 | 3.7 |
| Barwa Real Estate | 3.50 | (1.52) | 14.41 | 13,623 | 12.2 | 0.7 | 5.0 |
| Ezdan Real Estate | 1.33 | (1.85) | (0.82) | 35,278 | 483.6 | 1.1 | N/A |
| Mazaya Qatar Real Estate Development | 0.88 | (2.21) | (4.02) | 1,022 | N/A | 1.0 | N/A |
| Real Estate | | | | 55,200 | | | |
| Ooredoo | 7.15 | (1.81) | 1.82 | 22,896 | 607.3 | 1.1 | 4.2 |
| Vodafone Qatar | 1.63 | (0.61) | (2.34) | 6,882 | 20.9 | 1.5 | 3.7 |
| Telecoms | | | | 29,778 | | | |
| Qatar Navigation (Milaha) | 8.74 | 4.00 | 14.44 | 9,931 | 12.6 | 0.6 | 3.4 |
| Gulf Warehousing | 4.25 | (1.28) | (6.46) | 249 | 11.1 | 1.2 | 2.4 |
| Qatar Gas Transport (Nakilat) | 3.53 | 0.28 | 6.97 | 19,557 | 13.8 | 2.1 | 3.4 |
| Transportation | | | | 29,737 | | | |
| Qatar Exchange | | | | 781,045 | | | |

Source: Bloomberg

Contacts

QNB Financial Services Co. W.L.L.
Contact Center: (+974) 4476 6666
info@qnbfs.com.qa
Doha, Qatar

Saugata Sarkar, CFA, CAIA
Head of Research
saugata.sarkar@qnbfs.com.qa

Shahan Keushgerian
Senior Research Analyst
shahan.keushgerian@qnbfs.com.qa

Disclaimer and Copyright Notice: This publication has been prepared by QNB Financial Services Co. W.L.L. ("QNBFS") a wholly-owned subsidiary of Qatar National Bank (Q.P.S.C.). QNB FS is regulated by the Qatar Financial Markets Authority and the Qatar Exchange. Qatar National Bank (Q.P.S.C.) is regulated by the Qatar Central Bank. This publication expresses the views and opinions of QNBFS at a given time only. It is not an offer, promotion or recommendation to buy or sell securities or other investments, nor is it intended to constitute legal, tax, accounting, or financial advice. QNBFS accepts no liability whatsoever for any direct or indirect losses arising from use of this report. Any investment decision should depend on the individual circumstances of the investor and be based on specifically engaged investment advice. We therefore strongly advise potential investors to seek independent professional advice before making any investment decision. Although the information in this report has been obtained from sources that QNBFS believes to be reliable, we have not independently verified such information and it may not be accurate or complete. QNBFS does not make any representations or warranties as to the accuracy and completeness of the information it may contain, and declines any liability in that respect. For reports dealing with Technical Analysis, expressed opinions and/or recommendations may be different or contrary to the opinions/recommendations of QNBFS Fundamental Research as a result of depending solely on the historical technical data (price and volume). QNBFS reserves the right to amend the views and opinions expressed in this publication at any time. It may also express viewpoints or make investment decisions that differ significantly from, or even contradict, the views and opinions included in this report. This report may not be reproduced in whole or in part without permission from QNBFS.

COPYRIGHT: No part of this document may be reproduced without the explicit written permission of QNBFS.