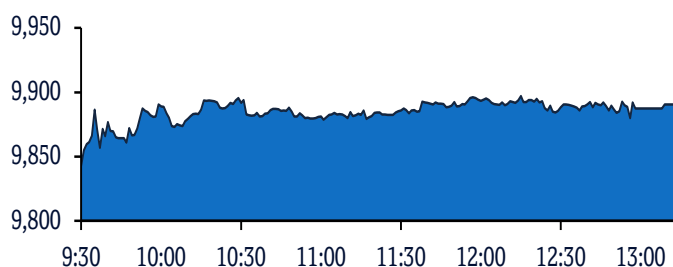


QSE Intra-Day Movement



Qatar Commentary

The QE Index rose 0.8% to close at 9,890.4. Gains were led by the Industrials and Real Estate indices, gaining 3.8% and 0.7%, respectively. Top gainers were Industries Qatar and Mazaya Qatar Real Estate Development, rising 7.4% and 7.2%, respectively. Among the top losers, Ezdan Holding Group fell 1.4%, while The Commercial Bank was down 1.1%.

GCC Commentary

Saudi Arabia: The TASI Index gained 0.7% to close at 7,957.4. Gains were led by the Media & Ent. and Health Care indices, rising 9.2% and 2.9%, respectively. Saudi Printing & Packaging rose 10.0%, while Saudi Research and Mark. was up 9.9%.

Dubai: The DFM Index gained 2.0% to close at 2,281.1. The Banks index rose 3.4%, while the Real Estate & Construction index gained 1.6%. Dubai Islamic Insurance and Reinsurance Co. rose 15.0%, while Dar Al Takaful was up 7.8%.

Abu Dhabi: The ADX General Index gained 0.6% to close at 4,569.9. The Insurance index rose 4.2%, while the Industrial index gained 3.0%. Abu Dhabi National Company for Build. rose 14.9%, while Arkan Building Materials was up 14.8%.

Kuwait: The Kuwait All Share Index gained 1.4% to close at 5,201.8. The Utilities index rose 7.6%, while the Insurance index gained 2.5%. Kuwait Hotels rose 10.0%, while United Real Estate Company was up 9.4%.

Oman: The MSM 30 Index gained 1.7% to close at 3,690.2. Gains were led by the Financial and Services indices, rising 2.0% and 1.3%, respectively. Al Maha Petroleum Products Mark. rose 8.8%, while Oman Qatar Insurance was up 4.6%.

Bahrain: The BHB Index gained 0.8% to close at 1,365.5. The Industrial index rose 1.9%, while the Commercial Banks index gained 1.2%. Nass Corporation rose 4.8%, while Aluminium Bahrain was up 1.9%.

QSE Top Gainers	Close*	1D%	Vol. '000	YTD%
Industries Qatar	10.10	7.4	5,781.5	(1.8)
Mazaya Qatar Real Estate Dev.	1.07	7.2	71,220.1	49.1
Qatar Industrial Manufacturing Co	3.09	5.9	911.9	(13.4)
Mannai Corporation	3.04	4.2	104.5	(1.2)
Aljjarah Holding	1.01	3.7	52,187.7	43.7

QSE Top Volume Trades	Close*	1D%	Vol. '000	YTD%
Mazaya Qatar Real Estate Dev.	1.07	7.2	71,220.1	49.1
Qatar Aluminium Manufacturing	0.96	2.3	54,416.9	22.8
Aljjarah Holding	1.01	3.7	52,187.7	43.7
United Development Company	1.22	0.7	24,890.9	(20.0)
Qatar First Bank	1.42	1.6	22,282.2	74.1

Regional Indices	Close	1D%	WTD%	MTD%	YTD%	Exch. Val. Traded (\$ mn)	Exchange Mkt. Cap. (\$ mn)	P/E**	P/B**	Dividend Yield
Qatar*	9,890.37	0.8	1.3	5.6	(5.1)	159.93	156,727.8	16.1	1.5	4.0
Dubai	2,281.07	2.0	2.0	11.2	(17.5)	119.03	86,408.8	8.6	0.8	4.2
Abu Dhabi	4,569.91	0.6	0.6	6.2	(10.0)	120.49	186,805.1	16.7	1.3	5.3
Saudi Arabia	7,957.38	0.7	1.5	6.7	(5.1)	2,513.39	2,361,484.2	25.7	1.9	3.3
Kuwait	5,201.82	1.4	(0.2)	4.7	(17.2)	124.25	96,953.9	28.1	1.3	3.8
Oman	3,690.15	1.7	1.7	3.4	(7.3)	4.87	16,668.0	11.0	0.7	6.7
Bahrain	1,365.54	0.8	0.8	5.8	(15.2)	4.86	20,591.6	12.7	0.9	5.2

Source: Bloomberg, Qatar Stock Exchange, Tadawul, Muscat Securities Market and Dubai Financial Market (** TTM; * Value traded (\$ mn) do not include special trades, if any)

Market Indicators	24 Aug 20	23 Aug 20	%Chg.
Value Traded (QR mn)	586.0	419.0	39.9
Exch. Market Cap. (QR mn)	574,726.2	571,542.2	0.6
Volume (mn)	357.9	273.2	31.0
Number of Transactions	12,689	8,880	42.9
Companies Traded	45	45	0.0
Market Breadth	28:13	23:21	-

Market Indices	Close	1D%	WTD%	YTD%	TTM P/E
Total Return	19,013.90	0.8	1.3	(0.9)	16.1
All Share Index	3,064.30	0.5	0.8	(1.1)	16.9
Banks	4,143.60	(0.4)	(0.7)	(1.8)	13.9
Industrials	2,997.80	3.8	6.2	2.2	26.1
Transportation	2,869.24	(0.6)	(1.1)	12.3	13.6
Real Estate	1,655.17	0.7	1.8	5.8	13.6
Insurance	2,127.75	0.5	0.7	(22.2)	32.8
Telecoms	921.89	0.3	0.3	3.0	15.5
Consumer	8,101.67	0.5	0.5	(6.3)	25.4
Al Rayan Islamic Index	4,061.99	1.4	2.1	2.8	18.9

GCC Top Gainers**	Exchange	Close*	1D%	Vol. '000	YTD%
Industries Qatar	Qatar	10.10	7.4	5,781.5	(1.8)
Emirates NBD Bank	Dubai	11.30	6.1	13,049.1	(13.1)
Ahli Bank	Oman	0.14	4.6	15,592.0	9.8
HSBC Bank	Oman	0.09	4.4	2,384.0	(22.3)
Saudi British Bank	Saudi Arabia	26.85	4.3	2,980.6	(22.6)

GCC Top Losers**	Exchange	Close*	1D%	Vol. '000	YTD%
Saudi Ind. Inv. Group	Saudi Arabia	22.80	(2.6)	3,396.1	(5.0)
Aldar Properties	Abu Dhabi	2.08	(1.9)	50,417.3	(3.7)
National Petrochem. Co	Saudi Arabia	27.20	(1.4)	131.0	14.6
Saudi Arabian Mining Co	Saudi Arabia	41.30	(1.4)	490.6	(7.0)
Bupa Arabia for Coop. Ins.	Saudi Arabia	122.60	(1.3)	79.8	19.7

Source: Bloomberg (# in Local Currency) (** GCC Top gainers/losers derived from the S&P GCC Composite Large Mid Cap Index)

QSE Top Losers	Close*	1D%	Vol. '000	YTD%
Ezdan Holding Group	1.45	(1.4)	4,308.0	135.0
The Commercial Bank	4.09	(1.1)	290.1	(12.9)
INMA Holding	4.10	(1.0)	1,479.8	115.8
Al Khalij Commercial Bank	1.63	(0.9)	360.5	24.4
Aamal Company	0.87	(0.9)	16,806.9	7.0

QSE Top Value Trades	Close*	1D%	Vol. '000	YTD%
Mazaya Qatar Real Estate Dev.	1.07	7.2	75,368.0	49.1
Industries Qatar	10.10	7.4	58,120.7	(1.8)
Qatar Aluminium Manufacturing	0.96	2.3	52,349.1	22.8
Aljjarah Holding	1.01	3.7	52,309.9	43.7
Qatar First Bank	1.42	1.6	31,910.5	74.1

Source: Bloomberg (* in QR)

Qatar Market Commentary

- The QE Index rose 0.8% to close at 9,890.4. The Industrials and Real Estate indices led the gains. The index rose on the back of buying support from Qatari, GCC and Arab shareholders despite selling pressure from Foreign shareholders.
- Industries Qatar and Mazaya Qatar Real Estate Development were the top gainers, rising 7.4% and 7.2%, respectively. Among the top losers, Ezdan Holding Group fell 1.4%, while The Commercial Bank was down 1.1%.
- Volume of shares traded on Monday rose by 31.0% to 357.9mn from 273.2mn on Sunday. Further, as compared to the 30-day moving average of 293.3mn, volume for the day was 22% higher. Mazaya Qatar Real Estate Development and Qatar Aluminium Manufacturing Company were the most active stocks, contributing 19.9% and 15.2% to the total volume, respectively.

Overall Activity	Buy %*	Sell %*	Net (QR)
Qatari Individuals	50.68%	55.89%	(30,532,164.7)
Qatari Institutions	22.37%	16.74%	32,996,485.6
Qatari	73.05%	72.63%	2,464,320.9
GCC Individuals	1.04%	0.91%	727,071.8
GCC Institutions	1.80%	0.44%	7,996,750.6
GCC	2.84%	1.35%	8,723,822.4
Arab Individuals	11.48%	10.78%	4,117,813.5
Arab Institutions	0.02%	–	123,206.8
Arab	11.50%	10.78%	4,241,020.4
Foreigners Individuals	3.09%	2.66%	2,519,485.1
Foreigners Institutions	9.51%	12.57%	(17,948,648.7)
Foreigners	12.60%	15.24%	(15,429,163.7)

Source: Qatar Stock Exchange (*as a % of traded value)

Ratings and Earnings Releases

Ratings Updates

Company	Agency	Market	Type*	Old Rating	New Rating	Rating Change	Outlook	Outlook Change
Oman Telecom Co.	Fitch	Oman	LT-IDR	BB	BB-	↓	Negative	–

Source: News reports, Bloomberg (* LT – Long Term, IDR – Issuer Default Rating)

Earnings Releases

Company	Market	Currency	Revenue (mn) 2Q2020	% Change YoY	Operating Profit (mn) 2Q2020	% Change YoY	Net Profit (mn) 2Q2020	% Change YoY
Saudi Real Estate Co.	Saudi Arabia	SR	96.7	34.7%	(6.3)	N/A	(4.7)	N/A
Saudi Industrial Services Co.	Saudi Arabia	SR	215.6	19.3%	73.1	68.8%	56.5	165.3%
Jabal Omar Development Co.	Saudi Arabia	SR	1.4	-99.5%	(211.8)	N/A	(465.2)	N/A
Saudi Fisheries Co.	Saudi Arabia	SR	10.2	128.4%	(7.5)	N/A	(13.1)	N/A
Middle East Specialized Cables Co.	Saudi Arabia	SR	115.1	-3.4%	1.9	N/A	(1.5)	N/A
Jazan Energy And Development Co.	Saudi Arabia	SR	19.1	43.7%	1.3	N/A	0.7	N/A
Alujain Corp.	Saudi Arabia	SR	2.6	-60.2%	183.3	N/A	183.0	N/A
Naseej International Trading Co.	Saudi Arabia	SR	37.0	-29.9%	(10.6)	N/A	(17.3)	N/A
Anaam International Holding Group	Saudi Arabia	SR	1.6	-11.6%	(1.3)	N/A	0.3	N/A
National Gypsum Co.	Saudi Arabia	SR	17.9	42.7%	5.8	N/A	5.2	N/A
Leejam Sports Co.	Saudi Arabia	SR	23.8	-89.1%	(77.2)	N/A	(91.0)	N/A
Al Hammadi Co. for Dev. and Inv.	Saudi Arabia	SR	244.3	-3.8%	50.7	51.0%	39.1	95.4%
Solidarity Saudi Takaful Co.	Saudi Arabia	SR	77.9	2.5%	–	–	2.0	-11.8%
Raydan Food Co.	Saudi Arabia	SR	23.4	-62.9%	(7.2)	N/A	(8.8)	N/A

Source: Company data, DFM, ADX, MSM, TASI, BHB.

Qatar

- MARK hires banks for five-year US Dollar Sukuk** – Masraf Al Rayan (MARK) has mandated Al Rayan Investment, Crédit Agricole CIB, HSBC, Mizuho, MUFG, QNB Capital, Société Générale and Standard Chartered Bank as Joint Lead Managers & Bookrunners to arrange a series of fixed income investor meetings by Conference Calls in Hong Kong, Singapore and London, commencing, August 24, 2020. A benchmark size fixed rate USD Regulation S 5-year Senior Unsecured Sukuk offering under MARK's \$2,000,000,000 Trust Certificate Issuance Program will follow subject to market conditions. (QSE)
- IQCD to hold EGM on September 13** – Industries Qatar (IQCD) will hold its Extra Ordinary General assembly meeting (EGM) on September 13, 2020 at 4:30 pm Doha time. In case a quorum is not met, a second meeting will be held on September 20, 2020 at 4:30 pm Doha time. The EGM will be held electronically using Zoom application platform (Peninsula Qatar)
- QIGD issues notice to its shareholders for dividend payments** – Qatari Investors Group (QIGD) has issued to notice to its shareholders stating that those who have not received their dividends from December 31, 2010 to December 31, 2018, can now receive them from Al Khaliji Bank branches. The dividends will be distributed as per shareholders list provided by the Qatar Central Securities Depository. (Gulf-Times.com)
- FMA: QSE-listed firms 84.1% compliant with articles of governance code** – The transport, telecom and banking sectors of the Qatar Stock Exchange were seen complying the most with the articles of corporate governance code as their performance was higher than the market average, said the country's financial regulator. In its 2019 annual report, the Qatar Financial Market Authority (QFMA) said the compliance ratio of all companies with the articles of the governance code was 84.1%. The QFMA's governance code for companies and legal entities listed on the main market has as many as 42 articles. The QFMA received 45 corporate governance reports for 2018 issued by the listed companies and they were evaluated according to the corporate governance code. The reports of QAMCO and Baladna were not received as they were listed at the end of 2018 and 2019 respectively. Considering the statistics of corporate governance reports prepared by the listed companies to show the percentage of compliance with the articles of the governance code, the QFMA said the highest level of compliance was seen in the transportation sector and the lowest in the insurance. After reviewing the 2018 corporate governance reports of the three listed transport firms, the QFMA found 97% compliance with the articles of the code and only 3% was non-compliant. (Gulf-Times.com)
- QCB: Exchange houses see 'moderation' in foreign currency sale and purchase on remittance fall** – The decline in remittances contributed to the "moderation in sales and purchases" of foreign currencies by exchange houses in the country, the Qatar Central Bank (QCB) has said in a report. "With improved balance, the demand for foreign currencies by the exchange houses from the banks are expected to ease and is reflected in the continued decline in dues of exchange houses to the banks," QCB said in its 11th Financial Stability Review. The remittances through exchange houses in Qatar, which recorded a sharp fall in 2018, declined further, albeit marginally during 2019, the QCB said. "As in the previous year, the decline was spread across all major regions. Remittances to blockading countries declined further during the year," QCB said. The continued fall in remittance to other regions can be attributed to "increased spending" within the domestic economy. The share of the top five countries remained stable as decline in remittances to two out of the top five countries was offset by increase in remittance to the other three countries. The share of various regions remained almost stable as compared to the previous year, it said. (Gulf-Times.com)
- Dun & Bradstreet: LNG major Qatar 'well positioned' due to low production costs, supply competence and reliability** – Global LNG leader Qatar is "well positioned" in the industry given its "low production costs and its widely perceived competence and reliability" as a supplier, researcher Dun & Bradstreet has said in a country report. Despite expectations of prolonged pressure on global energy demand and a sharp decline in LNG spot prices (in January-June these fell below \$2 per Million British Thermal Units – mmBtu- in most markets), Qatar Petroleum (QP) remains on course to implement the 64% LNG output boost from the North Field Expansion (NFE) project, Dun & Bradstreet noted. Launched in September 2018 and known as North Field East (NFE), the project calls for the further upstream development of the supergiant gas field to feed four new 7.8mn tons per year liquefaction trains at Ras Laffan, a north-eastern port, raising QP's liquefied natural gas (LNG) production capacity by 43%, to 110mn tons per year (mtpy) by 2024. Subsequently, Qatar topped up its expansion plan for its vast liquefied natural gas production facilities after drilling and appraisal work at its gas fields and now targets production of 126mn tons per year by 2027. Recently, QP awarded Air Products and Chemicals, a US company to supply the gas-liquefaction technology for the first phase of the NFE. Export data show that Qatar's LNG export volumes increased in the first half of the year (1H2020) by 40mn tons YoY, the report said. (Gulf-Times.com)
- Barwa Bank arm TFI Qatar successfully closes education investment** – Barwa Bank has announced the successful closure of the education investment launched by its wholly owned subsidiary, The First Investor (TFI) Qatar, a leading Shari'ah investment firm. The transaction, which is in line with the planned investment strategy, performed "exceptionally well" throughout the holding period and initial investors received a net 60% return on investment. During the tenure of their investment, investors received semi-annual dividends equating to an annual cash-on-cash return between 6% and 8%. (Gulf-Times.com)
- GCO: Qatar's labor program protects all workers** – The Government Communications Office (GCO) said yesterday that Qatar's labor program protects all workers in all stages of their employment cycle. "The success of our approach is evident in the achievements we have made to date and the positive impact it is having on hundreds of thousands of workers and those reliant on

their income,” the GCO added. The GCO statement said that in its report published on August 24, Human Rights Watch intentionally misled readers while performing a disservice to those they claim to be assisting. “The current report contains repeated inaccuracies around policies and does not reflect the current situation in Qatar. Nearly all individuals who come to Qatar for employment never experience any form of wage abuse. There are a few, isolated, instances where workers experience this issue. These cases have declined as laws and regulations have driven fundamental and lasting change,” the GCO said. “Human Rights Watch reached out to the government only prior to the publication of the report. We never heard about these issues in real time or in any of our engagement with them. If notice had taken place earlier, the government would have worked to address the issues raised by the workers interviewed in the report. A backward-looking annual report does little to address the specific challenges raised by the workers.” Going forward, the GCO said, the government is available to work collaboratively with Human Rights Watch when they have issues related to wage abuse or any other employment concern, as we do with other NGOs. (Peninsula Qatar)

International

- **US business borrowing for equipment recovers in July, says trade association** – US companies’ borrowings in July fell 3% from a year earlier, recovering from double-digit declines in the two months prior and signaling a comeback from the impact of the pandemic, the Equipment Leasing and Finance Association (ELFA) said on Monday. ELFA’s leasing and finance index measures the volume of commercial equipment financed in the US. The index is based on a survey of 25 members, including Bank of America Corp, CIT Group Inc and the financing affiliates or units of Caterpillar Inc, Dell Technologies Inc, Siemens AG, Canon Inc and Volvo AB. The trade association said US companies signed up for \$9.1bn in new loans, leases and lines of credit last month, down from \$9.4bn a year earlier. That was an improvement from a 10% drop in June to \$8.9bn and a 26% plunge in May to \$6.7bn. “In the face of rising COVID-19 cases in some areas of the country, equipment demand remains solid in certain market sectors and weak in others,” ELFA Chief Executive Officer Ralph Petta said. “The hope is that, as we move into the third quarter, economic growth turns a corner and Americans return to work.” Washington-based ELFA, which reports economic activity for the nearly \$1tn equipment finance sector, said credit approvals totaled 72.9% in July, up from 71.5% in June. The Equipment Leasing and Finance Foundation, ELFA’s non-profit affiliate, reported a monthly confidence index of 48.4% in August, an increase from 45.3% in July. (Reuters)
- **UK denies it plans to drop tax on digital giants** – Britain’s finance ministry denied a report that it planned to drop a tax on technology companies such as Facebook and Google. Britain introduced the digital services tax in April after slow progress in global negotiations over how to tax tech giants, many of which are US companies. The Mail on Sunday newspaper reported that finance minister Rishi Sunak planned to drop the tax because it does not raise much money - around 500mn Pounds (\$654mn) a year - and could hurt a push for a US trade deal. “We’ve been clear it’s a temporary tax that will be removed once an appropriate global solution is in place – and we continue to work with our international partners to reach that goal,” a finance ministry spokesman said. (Reuters)
- **Springboard: UK retail footfall jumps fourfold as rebound accelerates** – Shopper numbers across all UK retail destinations rose by 4.1% last week as near 7% jumps in London and the south east led a significant acceleration in activity, researcher Springboard said on Monday. Springboard said the UK-wide number compared to a 0.8% increase the previous week and a 1.8% rise in the same week last year. Despite the improvement, however, footfall was still 30.7% lower than in the same week last year, though that was an improvement from an annual drop of 32.5% in the week before. Big city centers are still bearing the brunt of the crisis, with shoppers and workers failing to return after the lockdown eased and shops reopened. In Central London shopper numbers remain 61.2% lower than last year and in regional cities it is 49.8% lower, Springboard estimated. In contrast, shopper numbers in smaller, more local high streets or holiday towns have recovered to a far greater extent; in Outer London the drop in footfall from last year is now -29.5%, in coastal towns it is -28.7%, in historic towns -34.1% and in so-called market towns -28.3%. Diane Wehrle, Insights Director at Springboard, said the incremental recovery offered “a glimmer of hope for retailers”. She said it also seemed that increased quarantine measures on a number of overseas holiday destinations had also lifted UK footfall. Shopping centers had been the clear winner with a week on week increase of 7.1% versus 3.2% in high streets and 2.7% in retail parks. (Reuters)
- **UK plans law to force big companies to clean up their supply chains** – Britain said on Monday it would start a consultation process on a potential new law which would force big companies to clean up their supply chains by fining them if they used products grown on illegally deforested land. Prime Minister Boris Johnson, who is due to host the United Nations’ climate summit in November 2021, has promised to “build back greener” from the coronavirus pandemic which caused its economy to shrink by a fifth in the second quarter. Under the proposed new legislation, larger companies which operate in Britain would need to show that any commodities they used in their supply chain, such as cocoa, rubber, soy and palm oil, are produced in accordance with local laws, or face fines. The new law would help deter the destruction of rainforest in order to grow agricultural products elsewhere in the world, said the government’s Department for Environment, Food and Rural Affairs in a statement, adding that the level of fines would be set at a later date. “There is a hugely important connection between the products we buy and their wider environmental footprint, which is why the government is consulting today on new measures,” said international environment minister Zac Goldsmith. Many big companies already have sustainable sourcing policies in place for commodities. Consumer goods giant Unilever, for example, has a commitment to source 100% of its palm oil, which is used in cooking, snack foods, soaps and shampoos, from sustainable sources. The consultation will run for six weeks. (Reuters)
- **President Xi: China will step up technology innovation to drive growth** – China will step up technology innovation to drive high-quality growth through mobilizing national resources and bringing in world class research teams, President Xi Jinping said on Monday, according to the state TV. China will further open up

its economy and actively take part in reforming the global economic governance to push for a more equal and reasonable system of governance, Xi told a seminar of economists and scholars, China Central Television reported. (Reuters)

- **China's July diesel exports hit five year low amid weak demand overseas** – China's diesel exports fell for a fourth straight month in July hitting their lowest level in five years, as tepid demand overseas due to the COVID-19 pandemic forced Chinese refiners to focus on domestic consumers. China shipped out only 550,000tons of diesel, about half of 1.04mn tons in June and a third of 1.58mn tons in July 2019, data from the General Administration of Customs showed on Sunday night. Gasoline exports were down 28% from a year earlier at 1.12mn tons last month, while jet kerosene exports were down 77% to 320,000 tons. Analysts expect diesel demand in China, the world's second-largest oil consumer, to hit a record this year powered by trucking activity. Profit margins for diesel production had been higher than for gasoline this year until recent weeks, as industrial activity had been recovering faster than domestic travel with the easing of China's coronavirus outbreak. Still, the historically high crude throughput is weighing on fuel inventory and refining profits. Diesel margins were around 86 Yuan (\$12.43) a ton and gasoline 92 Yuan a ton as of mid-August, analysts reckon, down from around 900 Yuan a ton in May. (Reuters)

Regional

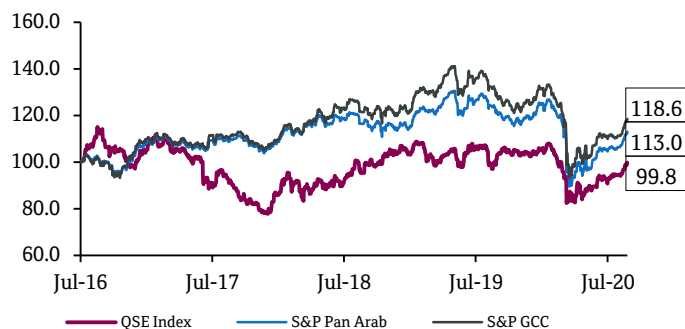
- **Moody's: GCC sovereign Sukuk issuance to rise in 2H2020** – A recovery in market conditions and an increase in the borrowing requirements of the world's largest Sukuk sovereign issuers including the GCC governments will fuel a rise in nominal sukuk issuance this year, rating agency Moody's said. The recovery will support a full-year increase in sovereign sukuk issuance of around 40% to \$92bn in 2020. However, despite an increase in nominal issuance, Moody's still expects the proportion of Sukuk in the funding mix of major issuers will decline this year. "While YoY sovereign Sukuk issuance volumes remained flat in the first half of 2020 despite a significant increase in government financing requirements due to low oil prices and coronavirus related spending, we expect that issuance will bounce back over the rest of 2020 as market conditions normalize," an Analyst at Moody's, Thaddeus Best said. Beyond 2020, Moody's expect the Sukuk market's growth prospects to remain strong. The slow recovery in oil prices is likely to keep funding requirements of GCC sovereigns elevated over the next three years. In year-on-year terms, sovereign Sukuk issuance was stable in the first half of 2020, in contrast to a broader increase in emerging market issuance. According to Moody's, the complex operational requirements for Sukuk compared to conventional debt instruments, pressures on bank liquidity and an increase in borrowing costs kept sukuk issuance volumes flat despite rising borrowing requirements. (Qatar Tribune)
- **Saudi Aramco says still committed to China downstream business** – Saudi Aramco is still working on a \$10bn refining and petrochemicals complex in Liaoning, China that it plans with its joint-venture partner Norinco it said. Bloomberg report that Aramco was suspending its involvement is "inaccurate" The project is "in the design phase, and we continue to work with our partners in China, China remains an important market for Aramco, and we intend to continue to grow our downstream presence in that region," it stated. (Bloomberg)
- **Saudi insurer Aljazira to acquire Solidarity via share swap** – Aljazira Takaful Ta'awuni will acquire Solidarity Saudi Takaful via a share swap, the companies said. Solidarity's assets and liabilities will be transferred to Aljazira after transaction. Aljazira will issue 12.1mn shares at nominal value of SR10 each in exchange for Solidarity shares. The swap ratio will be 1 Aljazira share for every 2.07 Solidarity shares. Solidarity holders will own a 25.6% stake in Aljazira following the transaction. (Bloomberg)
- **Saudi Arabia to set up \$110mn mega grains terminal to "meet future needs"** – Saudi Arabia's National Shipping Company (Bahri), a major operator of very large crude carriers and chemical tankers in the Middle East, has announced a joint venture to establish the Kingdom's National Grain Company. The deal with the Saudi Agricultural and Livestock Investment Company (SALIC) plans to set up a terminal for handling grains at Yanbu Commercial Port for an estimated project cost of nearly \$110mn. The facility is intended to "meet the future needs" of the Kingdom for major crops and cereals, the company said. It will be built on a 312,000-square-meter site, with a storage capacity of 280,000 tons. It is envisioned to have a production capacity of 3mn to 5mn tons annually. The work on the project is slated to begin in the second half of 2021, with the expected completion date set for the second half of 2022. "The project will be funded through the company's cash flow in addition to bank financing," Bahri said. (Zawya)
- **ENBD REIT hedges AED400mn facility with Mashreq Bank** – ENBD REIT executed a Shari'ah-compliant profit rate swap with Mashreq Bank on its AED400mn facility. It will hedge 56% of the REIT's total outstanding debt. Agreement will fix the variable rate of Eibor for a two-year period starting June 2021 and ending June 2023. It stated that the management is focused on mitigating impact on the business by reducing costs and maintaining them at minimal levels. Says income and occupancy in the REIT's portfolio of 11 properties across Dubai has remained "relatively healthy". (Bloomberg)
- **Amlak Finance sells 1.127mn shares** – Amlak Finance has sold 1.127mn of its shares at a price of AED0.3355 per share. The sale process was executed through ENBD Securities, according to the company's disclosure to the Dubai Financial Market (DFM) on Monday. The number of shares remaining for the sale as per the approval of the Securities and Commodities Authority (SCA) is 19.67mn shares. It is noteworthy to mention that in the first half of 2020, the company has recorded net losses of AED78mn, against net profits of AED4mn in the same half of 2019. (Zawya)
- **Abu Dhabi returns to market with US Dollar 3 year-long, 10 year and 50 year bond** – Abu Dhabi has returned to market with US Dollar 3 year-long, 10 year and 50 year bond. The Issuer Ratings are Aa2 (Moody's)/ AA (S&P)/ AA (Fitch) (All with a Stable outlook). The expected issue ratings are AA by S&P, AA by Fitch. The format of the issue is 144A / Reg S. The documentation is Global Medium-Term Note Program. The status of the bond is Senior, Unsecured. The Settlement date is September 2, 2020. The Maturity dates for the bond are September 2, 2023, March 2, 2031 and September 2, 2070. (Bloomberg)

- **Abu Dhabi's non-oil trade with four GCC countries totals AED21.74bn** – The total value of Abu Dhabi's non-oil trade with Saudi Arabia, Bahrain, Kuwait, and Oman reached around AED21.74bn in the first four months of 2020. Abu Dhabi's trade with the four GCC countries accounted for about 32.6% of the total value of the Emirate's trade with the other countries, according to the latest data by the Statistics Centre-Abu Dhabi (SCAD). Abu Dhabi's total trade value with different countries recorded around AED66.5bn in the January-April period. The exports and re-exports between Abu Dhabi and the four GCC countries amounted to AED9.41bn and AED7.13bn, respectively, while the imports totaled AED5.2bn. Saudi Arabia topped the list of Abu Dhabi's trade partners with a total value of AED15.95bn, representing 73.4% of the Emirate's trade with the four GCC countries. Abu Dhabi's trade with Kuwait, Oman, and Bahrain reached AED2.47bn, AED1.69bn, and AED1.63bn, respectively. (Zawya)
- **Kohlberg & Co, Mubadala take controlling stake in PCI Pharma** – Private equity firm Kohlberg & Company and Abu Dhabi state investor Mubadala have agreed to take a controlling stake in PCI Pharma Services, a US pharmaceutical outsourcing company, from Partners Group, the companies said. Under the deal, Kohlberg will buy a majority stake, Mubadala a significant stake and Partners Group will retain a minority equity stake in the company. The size of the stakes and value of the deal were not disclosed. Headquartered in Philadelphia, PCI Pharma Services provides a broad range of integrated pharmaceutical supply chain solutions from the earliest stages of drug development through to its commercial launch. Kohlberg and Mubadala plan will partner with PCI's management team, led by CEO, Salim Haffar to continue with the company's business plans, the statement said. Mubadala has been looking to increase its investment in the healthcare sector, focusing on life sciences and medical technology. Mubadala, which manages about \$230bn in assets, is the second-biggest state investor in the UAE, after Abu Dhabi Investment Authority which is estimated to have nearly \$700bn in assets. (Reuters)
- **Bahrain raises debt ceiling to finance public spending** – Bahrain's government has raised its debt ceiling to BHD15bn from BHD13bn to help finance public spending, the cabinet said, as low oil prices and the coronavirus crisis have dented state revenues. The debt ceiling was also increased to pay for other expenditure and to cover debt instalments for the financial years 2020 through 2022, the cabinet said. Bahrain last raised its debt ceiling in 2017. The small oil producer, which avoided a credit crunch in 2018 with a \$10bn aid package from its wealthy Gulf neighbors, bolstered its finances in May with a \$2bn bond issuance to help plug its budget deficit. The slowdown in economic activity comes despite efforts to achieve the objectives of the fiscal balance program, the cabinet said, noting initiatives that have been achieved to enhance spending efficiency and reduce recurrent government expenditures. The International Monetary Fund has forecast Bahrain's fiscal deficit will jump to 15.7% of GDP this year from 10.6% in 2019. (Zawya)
- **Bahrain sells BHD70mn 91-day bills; bid-cover 1.01x** – Bahrain sold BHD70mn of 91-day bills due on November 25, 2020. Investors offered to buy 1.01 times the amount of securities sold.

The bills were sold at a price of 99.432, have a yield of 2.26% and will settle on August 26, 2020. (Bloomberg)

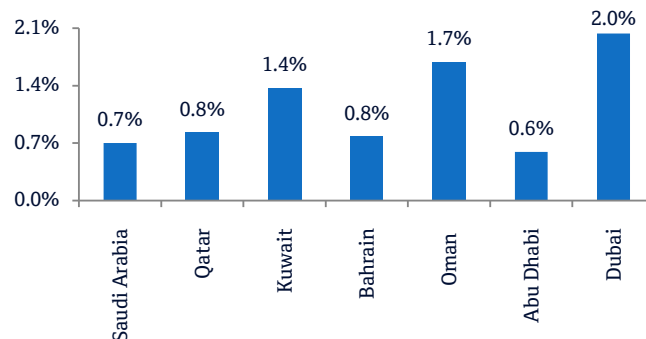
- **GFH raises stake in Global Banking Corp. to 50.4%** – GFH Financial Group (GFH) has raised stake in Global Banking Corp. to 50.4%. The stake in GB Corp rose from 28.6%, GFH said. GB Corp is an investment bank in Bahrain with total assets of \$125mn, AUM of over \$500mn as of June 2020. The transaction is expected to reflect positively on financials. GFH did not provide the value of the acquisition in its statement to the stock market, but said the acquisition was in line with its growth strategy to take advantage of attractive business opportunities. (Bloomberg, Zawya)

Rebased Performance



Source: Bloomberg

Daily Index Performance



Source: Bloomberg

Asset/Currency Performance	Close (\$)	1D%	WTD%	YTD%
Gold/Ounce	1,928.88	(0.6)	(0.6)	27.1
Silver/Ounce	26.61	(0.7)	(0.7)	49.0
Crude Oil (Brent)/Barrel (FM Future)	45.13	1.8	1.8	(31.6)
Crude Oil (WTI)/Barrel (FM Future)	42.62	0.7	0.7	(30.2)
Natural Gas (Henry Hub)/MMBtu	2.52	8.6	8.6	20.6
LPG Propane (Arab Gulf)/Ton	51.25	1.7	1.7	24.2
LPG Butane (Arab Gulf)/Ton	53.00	3.4	3.4	(19.1)
Euro	1.18	(0.1)	(0.1)	5.1
Yen	105.98	0.2	0.2	(2.4)
GBP	1.31	(0.2)	(0.2)	(1.5)
CHF	1.10	(0.0)	(0.0)	6.1
AUD	0.72	0.0	0.0	2.0
USD Index	93.30	0.1	0.1	(3.2)
RUB	74.65	(0.2)	(0.2)	20.4
BRL	0.18	0.2	0.2	(28.4)

Source: Bloomberg

Global Indices Performance	Close	1D%*	WTD%*	YTD%*
MSCI World Index	2,417.05	1.0	1.0	2.5
DJ Industrial	28,308.46	1.4	1.4	(0.8)
S&P 500	3,431.28	1.0	1.0	6.2
NASDAQ 100	11,379.72	0.6	0.6	26.8
STOXX 600	370.85	1.8	1.8	(6.3)
DAX	13,066.54	2.6	2.6	3.8
FTSE 100	6,104.73	1.6	1.6	(20.2)
CAC 40	5,007.89	2.5	2.5	(12.0)
Nikkei	22,985.51	0.3	0.3	(0.1)
MSCI EM	1,108.23	1.5	1.5	(0.6)
SHANGHAI SE Composite	3,385.64	0.1	0.1	11.7
HANG SENG	25,551.58	1.7	1.7	(8.9)
BSE SENSEX	38,799.08	2.0	2.0	(9.7)
Bovespa	102,298.00	1.0	1.0	(36.5)
RTS	1,281.52	1.5	1.5	(17.3)

Source: Bloomberg (*\$ adjusted returns)

Contacts

Saugata Sarkar, CFA, CAIA

Head of Research

Tel: (+974) 4476 6534

saugata.sarkar@qnbfs.com.qa

Mehmet Aksoy, PhD

Senior Research Analyst

Tel: (+974) 4476 6589

mehmet.aksoy@qnbfs.com.qa

Shahan Keushgerian

Senior Research Analyst

Tel: (+974) 4476 6509

shahan.keushgerian@qnbfs.com.qa

QNB Financial Services Co. W.L.L.

Contact Center: (+974) 4476 6666

PO Box 24025

Doha, Qatar

Zaid al-Nafoosi, CMT, CFTe

Senior Research Analyst

Tel: (+974) 4476 6535

zaid.alnafoosi@qnbfs.com.qa

Disclaimer and Copyright Notice: This publication has been prepared by QNB Financial Services Co. W.L.L. ("QNBFS") a wholly-owned subsidiary of Qatar National Bank (Q.P.S.C.). QNB FS is regulated by the Qatar Financial Markets Authority and the Qatar Exchange. Qatar National Bank (Q.P.S.C.) is regulated by the Qatar Central Bank. This publication expresses the views and opinions of QNBFS at a given time only. It is not an offer, promotion or recommendation to buy or sell securities or other investments, nor is it intended to constitute legal, tax, accounting, or financial advice. QNBFS accepts no liability whatsoever for any direct or indirect losses arising from use of this report. Any investment decision should depend on the individual circumstances of the investor and be based on specifically engaged investment advice. We therefore strongly advise potential investors to seek independent professional advice before making any investment decision. Although the information in this report has been obtained from sources that QNBFS believes to be reliable, we have not independently verified such information and it may not be accurate or complete. QNBFS does not make any representations or warranties as to the accuracy and completeness of the information it may contain, and declines any liability in that respect. For reports dealing with Technical Analysis, expressed opinions and/or recommendations may be different or contrary to the opinions/recommendations of QNBFS Fundamental Research as a result of depending solely on the historical technical data (price and volume). QNBFS reserves the right to amend the views and opinions expressed in this publication at any time. It may also express viewpoints or make investment decisions that differ significantly from, or even contradict, the views and opinions included in this report. This report may not be reproduced in whole or in part without permission from QNBFS.

COPYRIGHT: No part of this document may be reproduced without the explicit written permission of QNBFS.