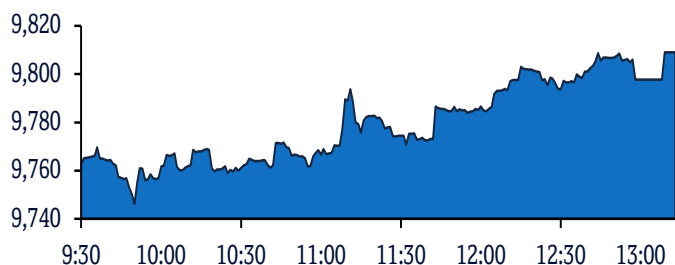


QSE Intra-Day Movement



Qatar Commentary

The QE Index rose 0.4% to close at 9,809.1. Gains were led by the Industrials and Real Estate indices, gaining 2.3% and 1.0%, respectively. Top gainers were Mazaya Qatar Real Estate Development Company and Industries Qatar, rising 7.2% and 4.4%, respectively. Among the top losers, Al Meera Consumer Goods Co. fell 2.4%, while Qatari Investors Group was down 2.3%.

GCC Commentary

Saudi Arabia: The TASI Index gained 0.8% to close at 7,901.9. Gains were led by the Food & Staples Retailing and Software & Services indices, rising 3.7% and 2.9%, respectively. Saudi Industrial Investment Group rose 10.0%, while Alujain Holding Corp. was up 9.9%.

Dubai: Market was closed on August 23, 2020.

Abu Dhabi: Market was closed on August 23, 2020.

Kuwait: The Kuwait All Share Index fell 1.6% to close at 5,131.3. The Utilities index declined 4.1%, while the Banks index fell 2.0%. Kuwait Business Town Real Estate Co. declined 20.1%, while Hayat Communications was down 9.6%.

Oman: Market was closed on August 23, 2020.

Bahrain: The BHB Index fell marginally to close at 1,355.0. The Commercial Banks index declined 0.7%, while the other indices ended flat or in green. Ahli United Bank declined 1.4%, while Al Baraka Banking Group was down 0.8%.

Market Indicators	23 Aug 20	20 Aug 20	%Chg.
Value Traded (QR mn)	419.0	481.6	(13.0)
Exch. Market Cap. (QR mn)	571,542.2	568,388.3	0.6
Volume (mn)	273.2	273.0	0.1
Number of Transactions	8,880	10,151	(12.5)
Companies Traded	45	45	0.0
Market Breadth	23:21	14:30	-

Market Indices	Close	1D%	WTD%	YTD%	TTMP/E
Total Return	18,857.57	0.4	0.4	(1.7)	16.0
All Share Index	3,047.75	0.3	0.3	(1.7)	16.8
Banks	4,161.30	(0.3)	(0.3)	(1.4)	13.9
Industrials	2,888.63	2.3	2.3	(1.5)	25.1
Transportation	2,885.81	(0.5)	(0.5)	12.9	13.7
Real Estate	1,643.25	1.0	1.0	5.0	13.5
Insurance	2,116.36	0.1	0.1	(22.6)	32.8
Telecoms	919.21	0.0	0.0	2.7	15.5
Consumer	8,062.82	0.1	0.1	(6.7)	25.3
Al Rayan Islamic Index	4,005.65	0.7	0.7	1.4	18.7

GCC Top Gainers**	Exchange	Close*	1D%	Vol. '000	YTD%
Saudi Ind. Inv. Group	Saudi Arabia	23.42	10.0	4,524.5	(2.4)
Industries Qatar	Qatar	9.40	4.4	1,548.0	(8.6)
Nat. Industrialization Co.	Saudi Arabia	11.80	3.9	5,231.7	(13.7)
Aluminium Bahrain	Bahrain	0.36	3.7	855.0	(13.2)
Saudi Arabian Mining Co	Saudi Arabia	41.90	3.2	812.6	(5.6)

GCC Top Losers**	Exchange	Close*	1D%	Vol. '000	YTD%
Mabane Co.	Kuwait	0.63	(4.0)	968.9	(26.2)
Gulf Bank	Kuwait	0.21	(2.3)	3,206.7	(30.7)
Boubyan Bank	Kuwait	0.55	(2.3)	838.9	(9.9)
Ahli United Bank	Kuwait	0.26	(2.3)	461.5	(21.1)
Kuwait Finance House	Kuwait	0.61	(1.6)	5,684.0	(17.7)

Source: Bloomberg (# in Local Currency) (** GCC Top gainers/losers derived from the S&P GCC Composite Large Mid Cap Index)

QSE Top Gainers	Close*	1D%	Vol. '000	YTD%
Mazaya Qatar Real Estate Dev.	1.00	7.2	67,212.7	39.1
Industries Qatar	9.40	4.4	1,548.0	(8.6)
Aamal Company	0.88	4.3	20,698.6	8.0
INMA Holding	4.14	4.0	5,617.0	117.9
Doha Insurance Group	1.17	3.9	3,256.1	(2.2)

QSE Top Volume Trades	Close*	1D%	Vol. '000	YTD%
Mazaya Qatar Real Estate Dev.	1.00	7.2	67,212.7	39.1
United Development Company	1.21	2.1	27,661.8	(20.6)
Ezdan Holding Group	1.47	3.2	24,405.7	138.4
Aamal Company	0.88	4.3	20,698.6	8.0
Qatar First Bank	1.40	(0.8)	19,957.2	71.3

QSE Top Losers	Close*	1D%	Vol. '000	YTD%
Al Meera Consumer Goods Co.	20.00	(2.4)	258.3	30.7
Qatari Investors Group	2.12	(2.3)	1,614.6	18.5
Al Khalij Commercial Bank	1.65	(1.9)	1,059.8	25.6
Qatar Cinema & Film Distribution	3.45	(1.7)	18.3	56.8
Gulf Warehousing Company	5.25	(1.0)	578.1	(4.2)

QSE Top Value Trades	Close*	1D%	Val. '000	YTD%
Mazaya Qatar Real Estate Dev.	1.00	7.2	66,423.3	39.1
Ezdan Holding Group	1.47	3.2	35,990.2	138.4
Qatar Fuel Company	18.10	0.7	34,639.4	(21.0)
United Development Company	1.21	2.1	33,247.5	(20.6)
Qatar First Bank	1.40	(0.8)	28,139.4	71.3

Source: Bloomberg (* in QR)

Regional Indices	Close	1D%	WTD%	MTD%	YTD%	Exch. Val. Traded (\$ mn)	Exchange Mkt. Cap. (\$ mn)	P/E**	P/B**	Dividend Yield
Qatar*	9,809.05	0.4	0.4	4.7	(5.9)	114.21	155,973.9	16.0	1.5	4.1
Dubai#	2,235.58	(0.5)	3.7	9.0	(19.1)	85.32	84,915.8	8.5	0.8	4.3
Abu Dhabi#	4,542.96	0.9	3.6	5.5	(10.5)	134.40	186,805.1	16.6	1.3	5.4
Saudi Arabia	7,901.93	0.8	0.8	5.9	(5.8)	2,122.56	2,317,060.1	25.5	1.9	3.4
Kuwait	5,131.25	(1.6)	(1.6)	3.3	(18.3)	97.44	98,443.4	27.7	1.3	3.8
Oman#	3,628.90	0.6	1.8	1.7	(8.8)	3.75	16,459.3	10.9	0.7	6.8
Bahrain	1,354.99	(0.0)	(0.0)	5.0	(15.8)	6.18	20,597.5	12.6	0.8	5.3

Source: Bloomberg, Qatar Stock Exchange, Tadawul, Muscat Securities Market and Dubai Financial Market (** TTM; * Value traded (\$ mn) do not include special trades, if any, *Data as of August 20, 2020)

Qatar Market Commentary

- The QE Index rose 0.4% to close at 9,809.1. The Industrials and Real Estate indices led the gains. The index rose on the back of buying support from GCC, Arab and Foreign shareholders despite selling pressure from Qatari shareholders.
- Mazaya Qatar Real Estate Development Company and Industries Qatar were the top gainers, rising 7.2% and 4.4%, respectively. Among the top losers, Al Meera Consumer Goods Co. fell 2.4%, while Qatari Investors Group was down 2.3%.
- Volume of shares traded on Sunday rose by 0.1% to 273.2mn from 273.0mn on Thursday. However, as compared to the 30-day moving average of 291.7mn, volume for the day was 6.3% lower. Mazaya Qatar Real Estate Dev. and United Development Company were the most active stocks, contributing 24.6% and 10.1% to the total volume, respectively.

Overall Activity	Buy %*	Sell %*	Net (QR)
Qatari Individuals	53.13%	64.37%	(47,116,159.1)
Qatari Institutions	22.55%	15.67%	28,828,146.2
Qatari	75.68%	80.04%	(18,288,012.9)
GCC Individuals	0.41%	0.88%	(1,955,013.4)
GCC Institutions	1.34%	0.35%	4,166,202.0
GCC	1.75%	1.23%	2,211,188.6
Arab Individuals	15.26%	13.39%	7,826,037.2
Arab Institutions	0.03%	–	136,625.8
Arab	15.29%	13.39%	7,962,663.1
Foreigners Individuals	3.88%	3.21%	2,795,029.2
Foreigners Institutions	3.40%	2.13%	5,319,132.0
Foreigners	7.28%	5.35%	8,114,161.3

Source: Qatar Stock Exchange (*as a % of traded value)

Earnings Releases

Company	Market	Currency	Revenue (mn) 2Q2020	% Change YoY	Operating Profit (mn) 2Q2020	% Change YoY	Net Profit (mn) 2Q2020	% Change YoY
Basic Chemical Industries Co.	Saudi Arabia	SR	131.1	0.8%	17.7	1.1%	15.3	6.5%
Al Abdullatif Industrial Inv. Co.	Saudi Arabia	SR	81.9	-52.7%	(9.2)	N/A	(13.0)	N/A
Etihad Atheeb Telecommunications	Saudi Arabia	SR	73.0	-24.8%	(8.7)	N/A	(12.3)	N/A
Dur Hospitality Co.	Saudi Arabia	SR	92.9	-26.4%	1.6	-76.2%	(9.9)	N/A
AlKhaleej Training & Education	Saudi Arabia	SR	181.6	-9.8%	3.8	3.1%	4.7	N/A
Alinma Tokio Marine Co.	Saudi Arabia	SR	114.0	53.1%	–	–	2.0	-2.5%
Gulf General Cooperative Insurance	Saudi Arabia	SR	46.9	-8.2%	–	–	5.2	175.4%
Abdulmohsen Alhokair Group for Tourism and Development	Saudi Arabia	SR	119.6	-60.0%	(47.2)	N/A	2.1	228.6%
Allianz Saudi Fransi Coop. Insurance	Saudi Arabia	SR	212.4	-26.3%	–	–	1.8	24.4%
Saudi Public Transport Co.	Saudi Arabia	SR	122.7	-71.4%	(113.7)	N/A	(140.3)	N/A
Amana Cooperative Insurance Co.	Saudi Arabia	SR	65.5	30.6%	–	–	1.5	-26.1%
Malath Cooperative Insurance Co.	Saudi Arabia	SR	209.6	105.8%	–	–	3.7	36.7%
Tabuk Agricultural Developmental	Saudi Arabia	SR	37.3	7.5%	(4.7)	N/A	(6.2)	N/A
Aljazira Takaful Taawuni Co.	Saudi Arabia	SR	42.5	96.9%	–	–	4.4	74.7%

Source: Company data, DFM, ADX, MSM, TASI, BHB.

Qatar

- IQCD acquires QP's 25% stake in QAFCO in \$1bn deal** – Industries Qatar (IQCD)'s Board of Directors has approved the proposed purchase of Qatar Petroleum's (QP) 25% stake in Qatar Fertiliser Company (QAFCO) and to convene an extraordinary general assembly meeting to obtain the shareholders' approval of the transaction. "The effective date of the transaction would be January 1, 2020, until expiry of the new gas sale and purchase agreement (GSPA), for a proposed purchase consideration of \$1bn. The date and timing of the EGA meeting will be announced in due course," IQCD announced on Sunday. The purchase of QP's stake in QAFCO is consistent with IQCD's strategy to build its presence and create value across the downstream sector. This transaction specifically enhances the shareholder value by transforming IQCD into a 100% owner of the world's largest single site urea producer and expanding its footprints in a well-established fertilizer business, with a proven track record of operational excellence and market positioning, along with resilient cash flow generation capabilities, spurred by synergistic opportunities. As part of the transaction, QAFCO has entered into a new GSPA with Qatar Petroleum with effect from August 1, 2020, until December 31, 2035, covering the gas requirements of QAFCO trains 1-6 and Qatar Melamine Company (QMC). In addition, and as part of the same transaction, IQCD's Board of Directors also approved QAFCO's acquisition of Qatar Petroleum's 40% stake in QMC, effective July 1, 2020. Being the sole shareholder of QAFCO, IQCD will now have full control of QAFCO, which would provide IQCD the ability to appoint all members of QAFCO's board of directors, and make investing, financing and dividend decisions, independently, where, QAFCO's board will ensure the strategic alignment and oversee further creation of value for QAFCO and its sole shareholder. Being Qatar's first large-scale venture in the fertilizer sector, QAFCO is specifically engaged in production of Urea and Ammonia. (QSE, Gulf-Times.com)
- QFBQ completes \$41mn acquisition of a Texas property** – Qatar First Bank (QFBQ) has completed a \$41mn acquisition of Varsity Brands, a three story, 135,000 square foot building in Texas, USA, "adding another income-generating real estate asset to its portfolio of investments." QFBQ is the first independent Shari'ah-compliant bank authorized by the QFC Regulatory Authority (QFCRA) and a listed entity on the Qatar Stock Exchange. Varsity Brands marks QFBQ's fifth investment in the US real estate market and has been fully syndicated to the bank's clients. Varsity Brands currently serves as the headquarters for BSN sports, which is the leading marketer, manufacturer and distributor of sporting goods apparel and equipment in the US. BSN Sports markets and distributes its products to over 100,000 institutional and team sports customers in colleges and universities, middle and high schools, and recreational programs throughout the US via catalog, e-commerce, and direct sales. The property expands within a land size of 8.41 AC with 600+ plus employees working including sales, customer support, and corporate executives. Property was awarded LEED silver certification in early 2019 and is located 11 miles north of downtown Dallas and within the larger Dallas- Fort Worth metropolitan area. As a part of QFBQ's turn-around strategy, the bank continues to offer secure, risk-adjusted and income-generating investment opportunities to its clients through a Shariah-compliant investment platform. This strategy has further fueled QFBQ's goal of growth backed by turn-around financial and business performance. QFBQ continues to demonstrate a positive track record in investing in the US real estate market. (QSE, Gulf-Times.com)
- Vodafone Qatar's 5G network launched in Mall of Qatar** – Vodafone Qatar's 5G network was launched in Mall of Qatar, making it the first mall in Qatar and among the few in the world to benefit from this advanced technology. The launch marks the latest milestone in Vodafone 'Qatar's rapidly expanding 5G roll-out and in its efforts to support the nation as it becomes one of the most digitally connected in the world', according to a statement. Mall of Qatar encompasses more than 500 world-class retail of innovative shopping, top-notch recreation, and leisure options. Vodafone 5G will accelerate the Mall of Qatar's digital transformation, opening exciting possibilities for shoppers and retailers. (Gulf-Times.com)
- QFMA: Book-building process for IPOs, price stability fund under consideration** – Doha's capital market will soon see the introduction of a book-building process for initial public offerings (IPOs), and a price stability fund to ensure protection for individual and small investors, according to the Qatar Financial Market Authority (QFMA). These are being considered by the financial regulator as it outlined the offering and listing initiatives that are currently underway in its recently released annual report. The QFMA exerts efforts to develop its regulations, especially those closely related to enhancing the depth and liquidity of the capital market. Highlighting that offering and listing of securities rulebook is considered as the organizer of the process of listing on the QSE, the QFMA said many advantages have been added to the draft rulebook and has been circulated for market consultation. The advantages added include electronic publishing to keep pace with the level of development and cost reduction for the listed companies, and new mechanisms that have been inserted to conduct the IPOs such as book building as well as a 'price stability fund' to protect individuals and small investors. "Book-building is one of the mechanisms that the QFMA intends to work with as part of mechanisms for evaluating companies wishing to make public offerings of their shares to investors," the regulator said. The book-building is the process by which the offering advisor submits an evaluation to the company wishing to make an IPO to a group of qualified investors (including but not limited financial services firms, state institutions and state-owned companies). "A portion of shares of the company wishing to make an offering will be offered to qualified investors," QFMA said. (Gulf-Times.com)
- PM launches Qatar Quality Mark** – HE the Prime Minister and Minister of Interior Sheikh Khalid bin Khalifa bin Abdulaziz Al-Thani launched on Sunday the Qatar Quality Mark, in order to enhance the competitiveness of national goods in the local, regional and global markets and support development plans and

consumer protection. During the ceremony held on this occasion, HE the Prime Minister and Minister of Interior granted the Qatar Quality Mark to Al Qataria for Production of Reinforcing Steel, which was the first facility that fulfilled the criteria for obtaining the mark, from among several organizations that applied for this. The program began with a presentation on the Qatar Quality Mark and its benefits for consumers and enterprises and the mechanism for conforming the commodity to the approved standard specifications, in addition to increasing competitive opportunities among companies. Qatar Quality Mark is a badge that is granted by Qatar General Organization for Standards and Metrology, and it is used to advertise the licensed commodity in the media during the period of validity of the license; it is placed on the goods by the methods approved by the Organization. (Gulf-Times.com)

- **CEO: IPA Qatar working to ensure landscape is ready for new investments, post-COVID era** – Investment Promotion Agency of Qatar (IPA Qatar) is working with licensing platforms in the country to “make sure the landscape is equipped and ready for new investment ventures in the post-COVID era”, said its CEO Sheikh Ali Alwaleed Al-Thani. He was addressing a webinar hosted by the World Association of Investment Promotion Agencies (WAIPA) recently. Titled “IPAs’ role in a post-COVID-19 world: how an integrative approach can create a more resilient and sustainable investment ecosystem”, the virtual event brought together the heads of four IPAs from around the world to exchange best practices and share insights on the topic. Speakers in the webinar, which was moderated by WAIPA CEO Bostjan Skalar, were IPA Qatar’s CEO Sheikh Ali Alwaleed Al-Thani; Business France’s Deputy CEO and head (Investment Promotion) Marie-Cecile Tardieu; Malaysian Investment Development Authority’s Deputy CEO, Ahmad Khairuddin Abdul Rahim; and the head (Communications) at the Investment Office of the Presidency of Turkey, Bekir Polat. The event kicked off with Skalar congratulating Sheikh Ali Alwaleed Al-Thani on IPA Qatar’s first anniversary and the recent launch of the Invest Qatar brand. (Gulf-Times.com)

International

- **Trump says could 'decouple' and not do business with China** – US President Donald Trump, in a Fox News interview airing Sunday, raised the possibility of decoupling the US economy from China, a major purchaser of US goods. In a video excerpt, Trump initially told interviewer Steve Hilton “we don’t have to” do business with China, and then later said about decoupling: “Well it’s something that if they don’t treat us right I would certainly, I would certainly do that.” Trump entered into a high-stakes trade war with China before reaching a partial Phase 1 trade deal in January. Trump has since shut the door on Phase 2 negotiations, saying he was unhappy with Beijing’s handling of the pandemic. In June US Treasury Secretary Steven Mnuchin said a decoupling of the US and Chinese economies will result if US companies are not allowed to compete on a fair and level basis in China’s economy. (Reuters)
- **UK plans to drop 'Facebook tax'** – British finance minister Rishi Sunak plans to drop a tax on technology companies such as Facebook and Google because it does not raise much money and could hurt a push for a US trade deal, the Mail on Sunday newspaper said. Britain introduced the digital services tax in

April after slow progress in global negotiations over how to tax tech giants, many of which are US companies. The tax is expected to raise about 500mn Pounds (\$654mn) a year for Britain’s public finances. (Reuters)

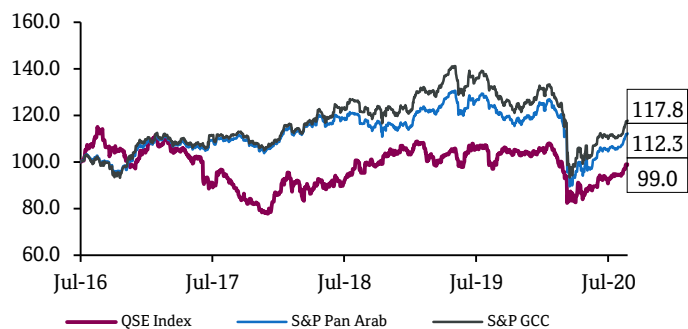
- **German labor minister to extend short-time work allowance** – German Labor Minister Hubertus Heil is seeking to extend by one year the period during which the state will pay short-time work allowances - a supplement for people put on reduced work hours - weekly newspaper Bild am Sonntag (BamS) reported on Sunday. The newspaper cited a Labor Ministry paper as saying the allowance, which covers some of the salary shortfall, will be extended to March 22, 2022. Members of the ruling coalition will meet on Tuesday to hammer out the details and find a solution, as the conservative Christian Democrats (CDU) are expected to reject the proposal. Short-time work, or Kurzarbeit, is a form of state aid that allows employers to switch employees to shorter working hours during an economic downturn to keep them on the payroll. It aims to prevent shocks such as the coronavirus crisis from leading to mass unemployment. BamS said that under the ministry plan, the extension will also apply to the gradual increase of the allowance after four and seven months, which will incur additional costs of around 300mn Euros (\$354mn), BamS said. The Kurzarbeit extension is expected to cost the government up to 10bn Euros. Finance Minister Olaf Scholz proposed a week ago doubling the period over which the allowance is paid in an effort to prevent unemployment surging further during the COVID-19 pandemic. The Labor Ministry, in emailed comments, said that Heil had repeatedly argued in favor of an extension of short-time work schemes, adding talks about specifics were ongoing. (Reuters)
- **Chinese premier says economy could grow this year** – Chinese Premier Li Keqiang said the country’s economy could grow this year, state radio reported on Sunday, despite the impact of the COVID-19 pandemic. The world’s second-biggest economy grew 3.2% YoY in the second quarter, recovering from a record contraction as coronavirus lockdown measures ended and policymakers stepped up stimulus to combat the shock from the crisis. Li also said the government expects more than 9mn new urban jobs to be created this year. (Reuters)
- **China turns net aluminum importer in July for 1st time since 2009** – China’s July aluminum imports leapt nearly sevenfold year-on-year to their second-highest level on record, customs data showed, as a rare price phenomenon saw the world’s top exporter of the metal turn net importer for the first time since 2009. Arrivals of unwrought aluminum and aluminum products into China came to 391,297 tons last month, the General Administration of Customs said on Sunday. That is the highest monthly total since April 2009, when China imported almost 440,000 tons. It was up 570% from July 2019 and up 35.5% from 288,783 tons in June this year. The import volume beat China’s July export total of 373,402.3 tons reported by customs earlier this month. That means China, by far the world’s biggest producer of aluminum, was a net importer of unwrought aluminum and aluminum products last month for the first time since September 2009, according to Refinitiv Eikon data. The bumper imports came amid a wide disparity between aluminum prices in China, where demand has rapidly recovered since the

coronavirus outbreak earlier this year, and lower international prices on the London Metal Exchange. (Reuters)

Regional

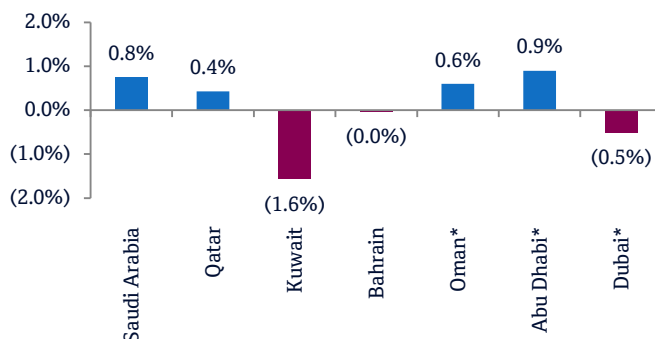
- **Saudi Aramco establishes corporate development organization –** Saudi Aramco said on Sunday it has established a corporate development organization to optimize the company's portfolio. "Corporate Development is mandated to create value, assess existing assets and secure greater access to growth markets and technologies through portfolio optimization and strategic alignment," the Saudi oil giant company said. The organization will be led by Senior Vice President, Abdulaziz M. Al-Gudaimi and will start operations on September 13, it said. "We continue to leverage our capabilities in assessing our existing portfolio, identifying new opportunities and adapting to a rapidly evolving global landscape," Saudi Aramco Chief Executive Officer, Amin Nasser said. (Bloomberg, Reuters)
- **Saudi Energy Ministry to assist development of mega economic zone Neom –** Saudi Arabia's Energy Ministry is to offer assistance so that Neom, a \$500bn high-tech development that includes tourism and sport facilities on the Red Sea, can be completed on schedule, minister Abdul Aziz bin Salman said on Sunday. The 26,500 square km development, first revealed in 2017 with a planned completion in 2025, will include high-tech projects powered by wind and solar energy. Neom CEO, Nadhmi Al-Nasr, speaking at the signing ceremony of a cooperation agreement with the ministry, said the city will rely totally on renewable power, including solar, wind and hydrogen produced from renewable energy sources. "We have to persevere and make all our capacities available to realize this project," Prince Abdul Aziz told a press conference at the ceremony. The project is part of Crown Prince Mohammed bin Salman's Vision 2030 plan that aims to attract foreign investment and create jobs in a bid to wean the kingdom off reliance on oil. (Reuters)
- **Aramco reshuffles top management, Al Naimi to head upstream business –** Saudi Aramco reshuffled top management jobs, appointing an acting head for the upstream business, as the world's biggest oil producer cuts spending to cope with low oil prices. Nasir Al Naimi will become head of the upstream division until further notice, sources said. Mohammed Al Qahtani, who ran the unit, will become Head of downstream business. In the oil industry, the upstream business focuses on exploration and production, while the downstream business focuses on refining, chemicals and marketing. By far, Aramco's most profitable unit is its upstream business. The oil producer earlier Sunday said it will set up a division for portfolio optimization and strategic alignment, headed by Senior Vice President, Abdulaziz Al Gudaimi. He previously ran Aramco's downstream business, according to information on the company's website. (Bloomberg)
- **Abdullah Al Othaim to pay dividends for 1H2020 –** Abdullah Al Othaim Markets Company will pay cash dividends of SR270mn to shareholders for the first half of 2020. The dividend amount is equivalent to SR3 per share and represents 30% of the share's par value, according to a bourse disclosure on Sunday. Eligibility of dividends will be for shareholders owning shares at the end of trading day scheduled on Thursday, September 3, 2020, as per the registered shareholders in the register of the Securities Depository Center Company (Edaa) at the end of the second trading day following the due date. The distribution date is September 10. In the second quarter of 2020, the company's net profits jumped 113.26% to stand at SR125.25mn, compared with SR58.73mn in the same quarter in 2019. (Zawya)
- **Boursa Kuwait posts KD5.63mn net profit for 1H2020 –** Boursa Kuwait saw a net profit of KD5.63mn for the six month period ended June 30, 2020, an increase of 46.5% compared to the same period in 2019, when the company recorded a profit of KD3.85mn. The company generated 28.05 fils earnings per share, which is an increase of 46.5% compared to its total of 19.15 fils over the same period in 2019, while the company's total assets came in at approximately KD41.7mn, which is a 22.4% increase compared to its 2019 total for the same period of KD34.1mn. Shareholder equity increased 24.1% from KD26.4mn in June 2019 to KD32.7mn for the period ended June 30, 2020. Total operating expenses were KD3.12mn, a decrease of 27.7% over the same period's 2019 total of KD4.31mn, while total operating revenue came in at KD6.77mn, a marginal contraction of 4.6% over the same period in 2019, when the total operating revenue for the six month period was approximately KD7.1mn. (Zawya)

Rebased Performance



Source: Bloomberg

Daily Index Performance



Source: Bloomberg (*Data as of August 20, 2020)

Asset/Currency Performance	Close (\$)	1D%	WTD%	YTD%
Gold/Ounce	1,940.48	(0.3)	(0.2)	27.9
Silver/Ounce	26.79	(1.7)	1.3	50.1
Crude Oil (Brent)/Barrel (FM Future)	44.35	(1.2)	(1.0)	(32.8)
Crude Oil (WTI)/Barrel (FM Future)	42.34	(0.6)	0.8	(30.7)
Natural Gas (Henry Hub)/MMBtu	2.32	0.0	6.2	11.0
LPG Propane (Arab Gulf)/Ton	50.50	(0.7)	1.5	22.4
LPG Butane (Arab Gulf)/Ton	50.25	0.0	2.6	(24.3)
Euro	1.18	(0.5)	(0.4)	5.2
Yen	105.80	0.0	(0.8)	(2.6)
GBP	1.31	(0.9)	0.0	(1.3)
CHF	1.10	(0.4)	(0.3)	6.2
AUD	0.72	(0.4)	(0.1)	2.0
USD Index	93.25	0.5	0.2	(3.3)
RUB	74.79	1.3	2.6	20.7
BRL	0.18	(1.1)	(3.5)	(28.5)

Source: Bloomberg

Global Indices Performance	Close	1D%*	WTD%*	YTD%*
MSCI World Index	2,392.11	0.1	0.3	1.4
DJ Industrial	27,930.33	0.7	(0.0)	(2.1)
S&P 500	3,397.16	0.3	0.7	5.1
NASDAQ 100	11,311.80	0.4	2.7	26.1
STOXX 600	365.09	(0.8)	(1.4)	(8.0)
DAX	12,764.80	(1.2)	(1.7)	1.2
FTSE 100	6,001.89	(1.0)	(1.6)	(21.5)
CAC 40	4,896.33	(1.0)	(1.9)	(14.1)
Nikkei	22,920.30	0.1	(1.0)	(0.4)
MSCI EM	1,091.85	1.0	(0.1)	(2.0)
SHANGHAI SE Composite	3,380.68	0.4	1.1	11.5
HANG SENG	25,113.84	1.3	(0.3)	(10.5)
BSE SENSEX	38,434.72	0.6	1.3	(11.5)
Bovespa	101,521.30	(0.2)	(3.4)	(37.1)
RTS	1,262.01	(0.8)	(4.7)	(18.5)

Source: Bloomberg (*\$ adjusted returns)

Contacts

Saugata Sarkar, CFA, CAIA

Head of Research

Tel: (+974) 4476 6534

saugata.sarkar@qnbfs.com.qa

Mehmet Aksoy, PhD

Senior Research Analyst

Tel: (+974) 4476 6589

mehmet.aksoy@qnbfs.com.qa

Shahan Keushgerian

Senior Research Analyst

Tel: (+974) 4476 6509

shahan.keushgerian@qnbfs.com.qa

QNB Financial Services Co. W.L.L.

Contact Center: (+974) 4476 6666

PO Box 24025

Doha, Qatar

Zaid al-Nafsoosi, CMT, CFTe

Senior Research Analyst

Tel: (+974) 4476 6535

zaid.alnafsoosi@qnbfs.com.qa

Disclaimer and Copyright Notice: This publication has been prepared by QNB Financial Services Co. W.L.L. ("QNBFS") a wholly-owned subsidiary of Qatar National Bank (Q.P.S.C.). QNB FS is regulated by the Qatar Financial Markets Authority and the Qatar Exchange. Qatar National Bank (Q.P.S.C.) is regulated by the Qatar Central Bank. This publication expresses the views and opinions of QNBFS at a given time only. It is not an offer, promotion or recommendation to buy or sell securities or other investments, nor is it intended to constitute legal, tax, accounting, or financial advice. QNBFS accepts no liability whatsoever for any direct or indirect losses arising from use of this report. Any investment decision should depend on the individual circumstances of the investor and be based on specifically engaged investment advice. We therefore strongly advise potential investors to seek independent professional advice before making any investment decision. Although the information in this report has been obtained from sources that QNBFS believes to be reliable, we have not independently verified such information and it may not be accurate or complete. QNBFS does not make any representations or warranties as to the accuracy and completeness of the information it may contain, and declines any liability in that respect. For reports dealing with Technical Analysis, expressed opinions and/or recommendations may be different or contrary to the opinions/recommendations of QNBFS Fundamental Research as a result of depending solely on the historical technical data (price and volume). QNBFS reserves the right to amend the views and opinions expressed in this publication at any time. It may also express viewpoints or make investment decisions that differ significantly from, or even contradict, the views and opinions included in this report. This report may not be reproduced in whole or in part without permission from QNBFS.

COPYRIGHT: No part of this document may be reproduced without the explicit written permission of QNBFS.