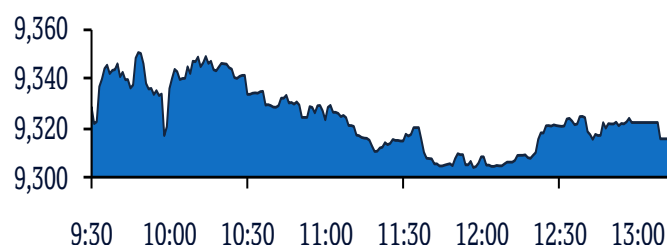


QSE Intra-Day Movement



Qatar Commentary

The QE Index rose 0.1% to close at 9,316.5. Gains were led by the Real Estate and Insurance indices, gaining 1.1% and 0.7%, respectively. Top gainers were Qatari German Company for Medical Devices and Qatar Industrial Manufacturing Company, rising 5.2% and 5.1%, respectively. Among the top losers, Qatar First Bank fell 4.3%, while Baladna was down 3.8%.

GCC Commentary

Saudi Arabia: The TASI Index fell marginally to close at 7,423.2. Losses were led by the Pharma and Energy indices, falling 0.6% each. Filling & Packing Materials Manufacturing declined 2.1%, while Dr Sulaiman Al Habib Medical was down 1.3%.

Dubai: The DFM Index gained 0.4% to close at 2,061.4. The Banks index rose 1.2%, while the Telecommunication index gained 0.8%. Arabtec Holding Company rose 12.7%, while Dubai Islamic Insurance & Reinsurance Company was up 5.1%.

Abu Dhabi: The ADX General Index fell 0.4% to close at 4,255.8. The Consumer Staples index declined 1.3%, while the Banks index fell 1.2%. Abu Dhabi Ship Building Co. declined 4.8%, while Sharjah Insurance Company was down 4.7%.

Kuwait: The Kuwait All Share Index fell 1.0% to close at 4,993.3. The Real Estate index declined 1.5%, while the Consumer Services index fell 1.3%. Tamdeen Investment Co. declined 8.4%, while Abyaar Real Estate Dev. was down 5.6%.

Oman: The MSM 30 Index gained marginally to close at 3,451.4. Gains were led by the Financial and Industrial indices, rising 0.4% and 0.3%, respectively. Dhofar Generating Company rose 6.7%, while HSBC Bank Oman was up 4.7%.

Bahrain: The BHB Index fell 0.9% to close at 1,291.2. The Commercial Banks index declined 1.3%, while the Investment index fell 0.7%. Bahrain Commercial Facilities Company declined 7.6%, while Al Salam Bank-Bahrain was down 2.7%.

QSE Top Gainers	Close*	1D%	Vol. '000	YTD%
Qatari German Co for Med. Devices	1.86	5.2	18,241.3	219.1
Qatar Industrial Manufacturing Co	2.90	5.1	186.0	(18.8)
Doha Bank	2.49	3.7	1,798.2	(1.7)
IMMA Holding	4.00	2.6	4,288.3	110.5
Doha Insurance Group	1.05	2.2	288.0	(12.5)

QSE Top Volume Trades	Close*	1D%	Vol. '000	YTD%
Investment Holding Group	0.51	(2.3)	43,331.5	(9.0)
Ezdan Holding Group	1.36	1.3	38,999.5	121.3
Qatari German Co for Med. Devices	1.86	5.2	18,241.3	219.1
Qatar Aluminium Manufacturing	0.89	(3.3)	16,047.5	14.0
United Development Company	1.17	0.2	10,685.4	(23.0)

Regional Indices	Close	1D%	WTD%	MTD%	YTD%	Exch. Val. Traded (\$ mn)	Exchange Mkt. Cap. (\$ mn)	P/E**	P/B**	Dividend Yield
Qatar*	9,316.51	0.1	0.1	3.5	(10.6)	82.40	148,700.0	15.0	1.4	4.3
Dubai	2,061.43	0.4	0.4	(0.2)	(25.4)	34.78	79,796.3	6.2	0.7	4.7
Abu Dhabi	4,255.78	(0.4)	(0.4)	(0.7)	(16.2)	11.99	161,996.1	14.1	1.3	6.0
Saudi Arabia	7,423.23	(0.0)	(0.0)	2.8	(11.5)	1,460.31	2,239,115.7	22.5	1.8	3.5
Kuwait	4,993.25	(1.0)	(1.0)	(2.7)	(20.5)	118.78	93,456.9	14.6	1.1	4.0
Oman	3,451.41	0.0	0.0	(1.8)	(13.3)	2.90	15,816.2	9.9	0.8	6.9
Bahrain	1,291.16	(0.9)	(0.9)	1.1	(19.8)	2.68	19,751.6	9.7	0.8	5.5

Source: Bloomberg, Qatar Stock Exchange, Tadawul, Muscat Securities Market and Dubai Financial Market (** TTM; * Value traded (\$ mn) do not include special trades, if any)

Market Indicators	19 Jul 20	16 Jul 20	%Chg.
Value Traded (QR mn)	301.3	648.3	(53.5)
Exch. Market Cap. (QR mn)	544,289.9	545,005.8	(0.1)
Volume (mn)	208.7	482.9	(56.8)
Number of Transactions	6,432	10,267	(37.4)
Companies Traded	45	45	0.0
Market Breadth	21:23	12:27	-

Market Indices	Close	1D%	WTD%	YTD%	TTM P/E
Total Return	17,910.68	0.1	0.1	(6.6)	15.0
All Share Index	2,908.32	(0.1)	(0.1)	(6.2)	16.0
Banks	4,030.80	0.0	0.0	(4.5)	13.7
Industrials	2,606.89	(0.3)	(0.3)	(11.1)	20.7
Transportation	2,842.68	(1.0)	(1.0)	11.2	13.6
Real Estate	1,599.30	1.1	1.1	2.2	15.8
Insurance	2,104.63	0.7	0.7	(23.0)	32.8
Telecoms	916.08	(0.5)	(0.5)	2.4	15.4
Consumer	7,319.83	(0.6)	(0.6)	(15.3)	21.1
Al Rayan Islamic Index	3,759.57	(0.2)	(0.2)	(4.8)	17.5

GCC Top Gainers**	Exchange	Close*	1D%	Vol. '000	YTD%
HSBC Bank Oman	Oman	0.09	4.7	100.1	(25.6)
Emirates NBD	Dubai	8.80	2.9	945.0	(32.3)
Jabal Omar Dev. Co.	Saudi Arabia	26.35	2.7	4,423.0	(2.9)
Qatar Islamic Bank	Qatar	15.90	1.9	169.2	3.7
Bupa Arabia for Coop. Ins.	Saudi Arabia	116.80	1.7	292.8	14.1

GCC Top Losers**	Exchange	Close*	1D%	Vol. '000	YTD%
Ahli United Bank	Bahrain	0.61	(2.4)	119.5	(36.1)
Mabane Co.	Kuwait	0.61	(2.2)	1,507.1	(28.6)
Gulf Bank	Kuwait	0.20	(2.0)	8,500.1	(34.7)
Oman Telecom. Co.	Oman	0.60	(1.9)	337.8	0.7
National Bank of Kuwait	Kuwait	0.79	(1.8)	7,090.8	(23.0)

Source: Bloomberg (# in Local Currency) (** GCC Top gainers/losers derived from the S&P GCC Composite Large Mid Cap Index)

QSE Top Losers	Close*	1D%	Vol. '000	YTD%
Qatar First Bank	1.19	(4.3)	5,547.4	45.6
Baladna	1.64	(3.8)	5,777.2	63.6
Qatar Aluminium Manufacturing	0.89	(3.3)	16,047.5	14.0
Dlala Brokerage & Inv. Holding Co	1.36	(2.9)	2,648.5	122.6
Investment Holding Group	0.51	(2.3)	43,331.5	(9.0)

QSE Top Value Trades	Close*	1D%	Val. '000	YTD%
Ezdan Holding Group	1.36	1.3	54,402.8	121.3
Qatari German Co for Med. Dev.	1.86	5.2	33,722.4	219.1
Investment Holding Group	0.51	(2.3)	22,482.8	(9.0)
IMMA Holding	4.00	2.6	16,991.9	110.5
Qatar Aluminium Manufacturing	0.89	(3.3)	14,468.1	14.0

Source: Bloomberg (* in QR)

Qatar Market Commentary

- The QE Index rose 0.1% to close at 9,316.5. The Real Estate and Insurance indices led the gains. The index rose on the back of buying support from non-Qatari shareholders despite selling pressure from Qatari and GCC shareholders.
- Qatari German Company for Medical Devices and Qatar Industrial Manufacturing Company were the top gainers, rising 5.2% and 5.1%, respectively. Among the top losers, Qatar First Bank fell 4.3%, while Baladna was down 3.8%.
- Volume of shares traded on Sunday fell by 56.8% to 208.7mn from 482.9mn on Thursday. Further, as compared to the 30-day moving average of 290.8mn, volume for the day was 28.2% lower. Investment Holding Group and Ezdan Holding Group were the most active stocks, contributing 20.8% and 18.7% to the total volume, respectively.

Overall Activity	Buy %*	Sell %*	Net (QR)
Qatari Individuals	64.77%	62.82%	5,881,352.6
Qatari Institutions	13.94%	12.75%	3,579,749.5
Qatari	78.71%	75.57%	9,461,102.0
GCC Individuals	1.49%	1.06%	1,300,089.3
GCC Institutions	1.15%	2.38%	(3,733,094.5)
GCC	2.64%	3.45%	(2,433,005.2)
Arab Individuals	14.20%	14.73%	(1,606,740.6)
Arab	14.20%	14.73%	(1,606,740.6)
Foreigners Individuals	2.82%	3.16%	(1,024,074.1)
Foreigners Institutions	1.63%	3.09%	(4,397,282.1)
Foreigners	4.45%	6.25%	(5,421,356.2)

Source: Qatar Stock Exchange (*as a % of traded value)

Earnings Releases and Earnings Calendar

Earnings Releases

Company	Market	Currency	Revenue (mn) 2Q2020	% Change YoY	Operating Profit (mn) 2Q2020	% Change YoY	Net Profit (mn) 2Q2020	% Change YoY
Yanbu National Petrochemical Co.	Saudi Arabia	SR	1,020.7	-37.7%	52.9	-83.9%	44.8	-85.8%
Oman Telecommunications Co.	Oman	OMR	591.0	-6.2%	-	-	38.0	-42.4%

Source: Company data, DFM, ADX, MSM, TASI, BHB.

Earnings Calendar

Tickers	Company Name	Date of reporting 2Q2020 results	No. of days remaining	Status
GWCS	Gulf Warehousing Company	21-Jul-20	1	Due
QIGD	Qatari Investors Group	21-Jul-20	1	Due
QNCD	Qatar National Cement Company	22-Jul-20	2	Due
QIIK	Qatar International Islamic Bank	22-Jul-20	2	Due
KCBK	Al Khalij Commercial Bank	23-Jul-20	3	Due
CBQK	The Commercial Bank	23-Jul-20	3	Due
QAMC	Qatar Aluminum Manufacturing Company	23-Jul-20	3	Due
WDAM	Widam Food Company	23-Jul-20	3	Due
NLCS	Aljarah Holding	23-Jul-20	3	Due
QATI	Qatar Insurance Company	26-Jul-20	6	Due
QFBQ	Qatar First Bank	27-Jul-20	7	Due
BRES	Barwa Real Estate Company	27-Jul-20	7	Due
QIMD	Qatar Industrial Manufacturing Company	27-Jul-20	7	Due
IQCD	Industries Qatar	27-Jul-20	7	Due
DHBK	Doha Bank	27-Jul-20	7	Due
QGRI	Qatar General Insurance & Reinsurance Company	28-Jul-20	8	Due
VFQS	Vodafone Qatar	28-Jul-20	8	Due
MCGS	Medicare Group	28-Jul-20	8	Due
QISI	Qatar Islamic Insurance Group	28-Jul-20	8	Due
ORDS	Ooredoo	28-Jul-20	8	Due
AHCS	Aamal Company	29-Jul-20	9	Due
UDCD	United Development Company	29-Jul-20	9	Due
BLDN	Baladna	5-Aug-20	16	Due
AKHI	Al Khaleej Takaful Insurance Company	5-Aug-20	16	Due
IGRD	Investment Holding Group	10-Aug-20	21	Due
SIIS	Salam International Investment Limited	10-Aug-20	21	Due
QCFS	Qatar Cinema & Film Distribution Company	12-Aug-20	23	Due
MERS	Al Meera Consumer Goods Company	12-Aug-20	23	Due
GISS	Gulf International Services	12-Aug-20	23	Due
MPHC	Mesaieed Petrochemical Holding Company	13-Aug-20	24	Due

Source: QSE

News

Qatar

- **QEWS' bottom line rises 9.7% YoY and 6.4% QoQ in 2Q2020, in-line with our estimate** – Qatar Electricity & Water Company's (QEWS) net profit rose 9.7% YoY (+6.4% QoQ) to QR340.5mn in 2Q2020, in line with our estimate of QR328.3mn (variation of +3.7%). The company's Revenue from Water and Electricity came in at QR625.7mn in 2Q2020, which represents an increase of 9.7% YoY (+9.8% QoQ). EPS amounted to QR0.31 in 2Q2020 as compared to QR0.28 in 2Q2019 and QR0.29 in 1Q2020. In 1H2020, QEWS reported net profit of QR661mn (net of non-controlling interests) against QR620mn for the same period of the year 2019. The EPS amounted to QR0.60 in 1H2020 compared to QR0.56 for the same period of the year 2019. The first Half Year of 2020 showed sales of QR1,255mn compared to QR1,143mn for the same period of the year 2019. The Board also discussed the precautions taken by QEWS and its group companies to confront the outbreak of the Corona virus and its effect on generation and desalination plants. In line with the Qatar's efforts to combat the spread of the virus, QEWS will ensure continued production of electricity and water with high efficiency during this summer period. The Board expressed satisfaction with the company's financial performance, and expressed its optimism that the company will have a promising future with projects and excellent future strategies. (QNB FS Research, QSE, Press Release)
- **ABQK's net profit declines 37.3% YoY and 36.8% QoQ in 2Q2020, below our estimate** – Ahli Bank's (ABQK) net profit declined 37.3% YoY (-36.8% QoQ) to QR114.1mn in 2Q2020, below our estimate of QR176.4mn (variation of -35.3%). Net Interest Income increased 10.5% YoY in 2Q2020 to QR216.7mn. However, on QoQ basis Net Interest Income declined 7.4%. The company's Total Operating Income came in at QR282.9mn in 2Q2020, which represents an increase of 7.1% YoY (+2.6% QoQ). EPS amounted to QR0.047 in 2Q2020 as compared to QR0.075 in 2Q2019. The bank's Total Assets stood at QR43.7bn at the end of June 30, 2020, up 4.4% YoY. However, on QoQ basis the bank's Total Assets decreased 3.6%. Loans and Advances to Customers were QR31.9bn, registering a rise of 13.1% YoY at the end of June 30, 2020. However, on QoQ basis Loans and Advances to Customers decreased 1%. Customer Deposits declined 6.8% YoY and 10.2% QoQ to reach QR24.9bn at the end of June 30, 2020. In 1H2020, ABQK has reported a net profit of QR294.5mn as compared to QR359.3mn in 1H2019. ABQK's Chairman and Managing Director, Sheikh Faisal bin AbdulAziz bin Jassem Al Thani said, "Net Interest Income increased by 13% from June 2019. Net operating income went up by 6% compared to June 2019. The Chairman also noted that the bank continues to implement a conservative policy on loan loss provisioning by increasing the provisions from QR16.6mn in 1H2019 to QR99.5mn in 1H2020. The additional provisions were taken as a precautionary measure to meet the COVID-19 pandemic and economic challenges. Provision Coverage Ratio increased to 135.8% as at June 2020 from 117.6% in December 2019 driven mainly by ECL (Expected Credit Loss) and Capital Adequacy remains strong at 17.2%. The bank continues to enjoy favorable ratings from the top international credit rating agencies." (QNB FS Research, QSE, Peninsula Qatar, Gulf-Times.com)
- **IHGS' bottom line rises to ~QR2mn in 2Q2020** – Inma Holding (former Islamic Holding Group, IHGS) reported net profit of ~QR2mn in 2Q2020 as compared to QR0.3mn in 1Q2020 and net loss of QR0.1mn in 2Q2019. In 1H2020, IHGS reported net profit of QR2.46mn comparing to net loss of QR162,571 for the same period of the previous year. The earnings per share amounted to QR0.044 in 1H2020 as compared to loss per share of QR0.003 in 1H2019. (QSE)
- **QNB FS to start liquidity provision activity for QIBK from July 23** – Qatar Stock Exchange announced that QNB Financial Services (QNB FS) has signed a liquidity provision agreement with Qatar Islamic bank (QIBK). Under the terms of agreement, QNB FS will start liquidity provision activity for QIBK from July 23, 2020. (QSE)
- **QCFS to disclose 2Q2020 financials on August 12** – Qatar Cinema & Film Distribution Company (QCFS) will disclose the financial reports for the period ending June 30, 2020 on August 12, 2020. (QSE)
- **QGRI to hold Investors relation conference call on July 29** – Qatar General Insurance & Reinsurance Company (QGRI) will hold its conference call with the Investors to discuss the financial results for 2Q2020 on July 29, 2020 at 2:00pm Doha Time. (QSE)
- **BLDN to disclose 2Q2020 financials on August 05** – Baladna Company (BLDN) will disclose the financial reports for the period ending June 30, 2020 on August 05, 2020. The company will hold its conference call with the Investors to discuss the financial results for 2Q2020 on August 10, 2020 at 12:00pm Doha Time. (QSE)
- **PwC: Qatar's second gas boom about to get underway** – The long-term outlook for Qatar's second gas boom does not fundamentally change whatever the eventual economic impact of COVID-19 be, on both the energy market and the country's non-hydrocarbons economy, a new report has shown. According to PwC, the current crisis may even work to Qatar's advantage as potential competitors, particularly in the US, delay or cancel major LNG investments. "The most important economic development in many years was the surprise announcement by Qatar Petroleum in November that new appraisals had extended estimates of both the geographic scope and volume of North Field," PwC said in the "Qatar Economy Watch". The field, which was previously thought to be only offshore, has been found to extend at least 10 miles onshore and the reserves had been increased to 1,760tcf of gas and 70bn barrels of condensates (oil mixed in with the gas). This is a "doubling" of gas reserves and more than a "tripling" in oil, compared with Qatar's most recently published estimates. On the basis of the larger reserves, QP upsized its plans for the North Field Expansion project by 50%, to six new LNG trains, which will add 49mn tons per year (tpy) of capacity, about a 64% increase on the currently rated capacity of 77mn tpy. "This is the fourth time the project has been upsized since the 12-year

moratorium on new projects was lifted in 2017,” PwC noted. (Gulf-Times.com)

- **PwC: COVID-19 creates digitization opportunities for well-placed Qatari firms** – COVID-19 has created digitization opportunities and firms in Qatar are well placed to take advantage of these trends and leapfrog other countries for several reasons, PwC said in its latest "Qatar Economy Watch". The COVID-19 crisis has turbo-charged digitization moves globally including home working, online meetings, e-commerce and artificial intelligence applications, including in education. Although some of these changes will be temporary, others could become permanent. Firms in Qatar are generally well capitalized and so have funds to invest in transformation, PwC noted. Secondly, digitization can tie in well with trends reducing reliance on both expatriate labor – indeed some peripheral services required can be more easily purchased remotely, without needing to physically bring workers to Qatar. This will help improve efficiency and reduce the burden on local infrastructure. Similarly, more flexibility in working should help Qatari firms attract skilled expatriate knowledge workers. (Gulf-Times.com)
- **Qatar's Industrial Production Index increases 6% in May** – The monthly Industrial Production Index (IPI) of Qatar for May 2020 reached 104.2 points, an increase by 6.0% MoM, and decrease by 2.0% YoY. Issued by the Planning and Statistics Authority, this index details the growth of various industrial sectors in economy such as mining, manufacturing, electricity production, and water production and desalination. The Industrial Production Index consists of three main components: 'Mining', with a relative importance of 83.6%, 'Manufacturing' with a relative importance of 15.2%, 'Electricity' with a relative importance of 0.7%, and finally 'Water' with a relative importance of 0.5%. The index of the mining sector showed an increase by 7.9% MoM, as a result of the increase in the quantities of "crude oil and natural gas" by 7.9%, while 'Other mining and Quarrying' showed a decrease by 7.6%. The IPI of mining decreased by 1.2% YoY. The index of the manufacturing sector showed a decrease by 3.4% MoM. The groups showed a decreases include: 'Manufacture of cement and other non-metallic mineral products' by 13.8%, followed by 'Manufacture of food products' by 10.8%, 'Manufacture of refined petroleum products' by 7.0%, 'Manufacture of chemicals and chemical products' by 2.9%, and 'Manufacture of rubber and plastics products' by 2.8%. However, an increase was recorded in two groups: 'Manufacture of beverages' by 4.2%, and 'Manufacture of basic metals' by 2.3%. As for 'Printing and reproduction of recorded media', the production was stopped during the month of May 2020, due to the coronavirus pandemic. The relative weight of this group was distributed to the rest of the sub-groups of the manufacturing sector, and then the index for industrial production was calculated. On the other hand, in terms of annual change, a decrease of 6.0% YoY was recorded, affected by the following groups: 'Manufacture of cement and other non-metallic mineral products' by 30.3%, followed by 'Manufacture of refined petroleum products' by 22.7%, 'Manufacture of basic metals' by 17.7, 'Manufacture of rubber and plastics products' by 6.6%, and 'Manufacture of beverages' by 5.5%. However, an increase of 1.5% each was recorded in, 'Manufacture of food products' and 'Manufacture of chemicals

and chemical products'. An increase of 24.3% MoM was noticed in the production of 'Electricity', while the annual decrease was 2.8%(YoY. A decrease of 8.5% MoM was noticed in the production of 'Water' while an increase of 3.6% YoY was recorded. (Gulf-Times.com)

International

- **Rightmove: UK housing mini-boom is gathering pace** – British property website Rightmove said a mini housing market boom was gathering pace after a tax cut by Finance Minister Rishi Sunak. The number of sales agreed in England — which eased coronavirus restrictions on the market before other countries in the UK — jumped by an annual 35% in the five days after Sunak's announcement on July 8, Rightmove said. A recovery had already been under way with agreed sales in England up by 15% in June, it said on Monday. Hoping to give a boost to the economy, Sunak raised the threshold for paying tax on property purchases to 500,000 Pounds, four times its previous level, with immediate effect until March 31. Rightmove said prices sought by home sellers between June 7 and July 11 rose by an annual 3.7% to hit a record high average of 312,625 Pounds. Prices were 2.4% higher than before the coronavirus lockdown began in March. (Reuters)
- **EU recovery fund plan hangs in balance on third day of talks** – A European Union (EU) plan to breathe life into economies throttled by the COVID-19 pandemic hung in the balance on Sunday as leaders quarreled over how to carve up a vast recovery fund and what strings to attach for countries it would benefit. After three days of meetings in Brussels, the 27 EU states were still seeking a compromise on the fund after haggling into the evening over moves designed to help haul Europe out of its deepest recession since World War Two. Diplomats said it was not clear whether they would abandon the summit and try again next month, or plough on through the night. On the table is a 1.8tn Euro (\$2.06tn) package for the EU's next long-term budget and recovery fund. The 750bn Euros proposed for the recovery fund would be raised on capital markets by the EU's executive European Commission and funneled mostly to hard-hit Mediterranean rim countries. European Central Bank President Christine Lagarde said it would be better for the EU leaders to agree an "ambitious" aid package than to have a quick deal at any cost. "Ideally, the leaders' agreement should be ambitious in terms of size and composition of the package ... even if it takes a bit more time," she told Reuters. Lagarde's comments suggested she was relaxed about the possibility of an adverse reaction on financial markets if the summit fails, especially as the ECB has a 1tn Euro-plus war chest to buy up government debt. A group of "frugal" wealthy north European states have pushed for a smaller recovery fund and sought to limit how the payouts are split between grants and repayable loans. The tense talks, though still shorter than an EU summit in the French city of Nice 20 years ago, have underscored the gulf between the EU's north and south. On Sunday evening, another attempt at reaching a compromise failed. A deal envisaging 400bn Euros in grants - down from a proposed 500bn Euros - was rejected by the thrifty north, which said it saw 350bn Euros as the maximum. (Reuters)

- **Lagarde: EU needs ambitious financial deal more than fast one** – It is better for European Union leaders to agree an ambitious financial aid package for the bloc rather than to have a quick deal at any cost, European Central Bank (ECB) President Christine Lagarde said on Sunday. “Ideally, the leaders’ agreement should be ambitious in terms of size and composition of the package, broadly along the lines of what has been proposed by the Commission,” Lagarde told Reuters. “From my perspective, it’s better to agree on an ambitious facility along these lines, even if it takes a bit more time. I would hope that the leaders agree on something that’s ambitious rather than fast.” A financial aid package designed to lift Europe out of its deepest recession since World War Two hung in the balance at a summit on Sunday as leaders bickered over details for the third straight day, raising the risk that the package could be delayed or drastically watered down. (Reuters)
- **Macron: will for EU summit compromise is there, but ambition must be high** – French President Emmanuel Macron said on Sunday that there was a willingness to compromise for agreement on an economic recovery fund at the European Union’s (EU) summit, but it should not come at the cost of ambition for the bloc. “The willingness to compromise should not deter us from the legitimate ambition that we need to have,” he said as he arrived for the third day of a summit that has been deadlocked from the beginning. “We will see in the coming hours if the two are compatible.” “This is not about the principle, it’s because we are facing an extraordinary health, economic and social crisis, and because our countries and our countries need it - and we need European unity.” (Reuters)
- **Germany's Merkel says possible that there is no agreement at EU summit** – German Chancellor Angela Merkel said on Sunday that it was possible that EU leaders will not reach agreement on their third day of talks on plans to boost the bloc’s economies, which have been ravaged by the coronavirus. “There is a lot of good will but also many positions. I will make every effort but it is possible that there is no result,” she said in Brussels. (Reuters)
- **Japan exports sink again in June, raises economic risks at home and overseas** – Japan’s exports suffered a double-digit decline for the fourth month in a row in June as the coronavirus pandemic took a heavy toll on global demand, reinforcing expectations that the economy has sunk into its deepest recession in decades. US-bound Japanese shipments nearly halved again due to plunging demand for cars and autoparts, while exports to China remained weak, pointing to the absence of a strong growth engine in the global economy. Global demand for cars and other durable goods has sunk since March as the pandemic prompted many countries to lockdown, forcing businesses to shut and people to stay at home. Though more countries have now started re-opening their economies, the data could diminish hopes for a quick rebound in global demand and Japan’s export-led economy, analysts say. Ministry of Finance (MOF) data showed on Monday that Japan’s exports plummeted 26.2% in June from a year earlier, bigger than a 24.9% decline seen by economists in a Reuters poll. It followed a 28.3% fall in May — the worst downturn since September 2009. The slump was aggravated by a big annual decline in US-bound car exports, Japan’s main export item. Shipments to the

US - Japan’s key market - dived 46.6%, due to 63.3% decline in shipments of automobiles, 56% drop in airplane engines and 58.3% fall in car parts. (Reuters)

- **Brazil's Bolsonaro says coronavirus restrictions kill economy** – Brazilian President Jair Bolsonaro said on Saturday that lockdown measures used to curb the spread of the novel coronavirus “kill” and have “suffocated” the country’s economy. “Without salaries and jobs, people die,” he said referring to restrictions imposed by some states and municipalities. “Lockdown kills,” he added, saying that some politicians have suffocated the economy with forced curfews. The president’s statement comes as Brazil’s economy is expected to contract 6.4% this year, hit by the pandemic. Bolsonaro, who announced he tested positive for COVID-19 on July 7, met his supporters in the grounds of his official residence, the Alvorada Palace, in Brasilia. The president was wearing a mask and kept some meters (yards) of distance from his supporters. Bolsonaro said he is feeling well, despite the virus, and again credited his health to the use of hydroxychloroquine to fight COVID-19, despite no scientific evidence. “I am a living proof (that the drug works),” he told supporters. (Reuters)

Regional

- **Saudi Real Estate Refinance Company signs SR3bn deal with pension agency** – Saudi Real Estate Refinance Co. (SRC), the Saudi equivalent of US mortgage finance business Fannie Mae, said on Sunday it has agreed to buy a mortgage portfolio worth over SR3bn from the Saudi Public Pension Agency (PPA). “The deal provides liquidity to the real estate financing market, which in turn is expected to bring lower prices and increase the number of mortgage originations – leading to SRC’s goal of improving homeownership rates in the Kingdom,” CEO of SRC, Fabrice Susini said. SRC, a wholly owned subsidiary of Saudi Arabia’s sovereign wealth fund, the Public Investment Fund (PIF), works with developers and local banks to counter a shortage of affordable housing by injecting liquidity into the real estate market. Among the goals of the Vision 2030 reform program promoted by Crown Prince Mohammed bin Salman, the Kingdom aims to increase home ownership to 70% by 2030. “This agreement will help the liquidity in the market and help us provide more mortgages to people to buy homes,” Governor of PPA, Mohammed Al Nahhas said. (Reuters)
- **Dubai real estate fund considers de-listing amid sector downturn** – Emirates REIT, a Dubai-based Shari’ah-compliant real estate investment trust, said on Sunday it was considering de-listing from Nasdaq Dubai amid a downturn in the UAE’s real estate sector and weak equity market conditions. “It is looking likely that a return to operating as a private REIT, at least temporarily, is in the best interests of the fund and its investors,” the company said. It said current market conditions in UAE public equity markets had damaged the share’s performance and led to an “unjustifiably large gap between the fund’s share price and its true value”. The real estate sector in Dubai, one of the main Emirates of the UAE, has been sluggish for years, due to a chronic oversupply of homes coupled with weak economic growth, a problem now exacerbated by the coronavirus crisis. Emirates REIT, which has a market capitalization of around \$45mn, said “a cyclical downturn in the

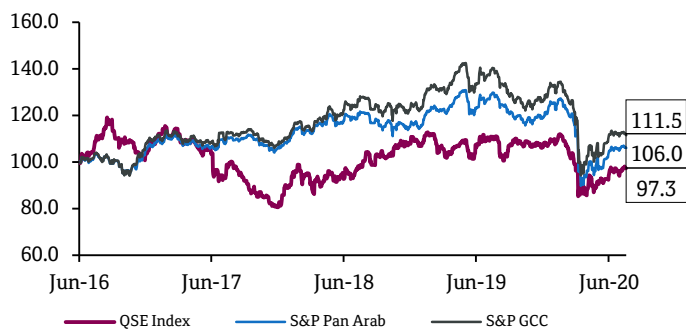
UAE real estate sector and a challenging operating environment” had contributed to its decision to review its options, including a potential de-listing. The company also stated that Dubai Financial Services Authority is investigating matters connected to the management of Emirates REIT. (Reuters, Bloomberg)

- **TAQA awards AED900mn projects to expand its recycled water distribution program** – Abu Dhabi National Energy Company (TAQA) announced, today, that its subsidiary, Abu Dhabi Distribution Company (ADDC), awarded projects worth up to AED900mn to expand the company’s recycled water distribution program. The two new projects will, upon completion, have a combined capacity to transmit approximately 85mn imperial gallons per day (MIGD) of recycled water – enough to irrigate more than 3.5mn palm trees. The program’s expansion will significantly increase the use of recycled water beyond municipal landscaping to include commercial and agricultural operations. Following completion of the projects, approximately 4,000 farms could benefit from the supply of recycled water, which would further support the program’s objectives to optimize the use of desalinated water, prevent the depletion of ground water resources and divert more recycled water towards a wider range of uses. (ADX)
- **Kuwait scrambles to boost coffers with up between KD4bn and KD5bn debt plan** – Kuwait plans to issue between KD4bn and KD5bn in public debt by the end of the fiscal year ending March 2021 if parliament approves a long-debated debt law, a government document seen by Reuters showed. Facing one of the worst economic crunches in the oil-exporting Gulf region, Kuwait is scrambling to boost state coffers badly hit by the coronavirus crisis and low crude prices, rapidly depleting its General Reserve Fund (GRF) to plug a budget deficit. A parliamentary committee is due to vote on the law - which would allow Kuwait to tap international debt markets - on Sunday ahead of putting it to the elected assembly for approval. Legislators have been requesting more visibility from the state about use of the funds and repayment mechanisms given the government’s heavy reliance on oil income. “The government will face a real crisis in everything if the debt law is not passed,” a government official told Reuters on condition of anonymity. The law, which a parliamentary committee discussed last week, would allow it to borrow KD20bn over 30 years. (Reuters)
- **CBK: Kuwait banking sector to remain stable, strength depends on length of crisis** – Kuwait's banking sector is expected to remain stable to a large degree, the Central Bank of Kuwait’s (CBK) Governor, Mohammad al-Hashel said in a report published on Sunday, but its strength will depend on how long the current crisis lasts. "The crisis highlights the structural imbalances rooted in Kuwait's dependence on oil revenues and the state's role as a major source of employment for national workers," he said in the future outlook section of the bank's 2019 financial stability report. He added that a lack of progress on reforms to diversify away from oil would continue to expose Kuwait to oil price volatility. (Zawya)
- **Oman Investment Authority restructures boards of 15 companies** – The Oman Investment Authority has restructured the boards of 15 companies overseen by it as part of a comprehensive review of state-owned companies, the state

news agency said. The Chairmen of five companies were replaced. Oman established the Oman Investment Authority last month to own and manage most of the country’s sovereign wealth fund and finance ministry assets. (Reuters)

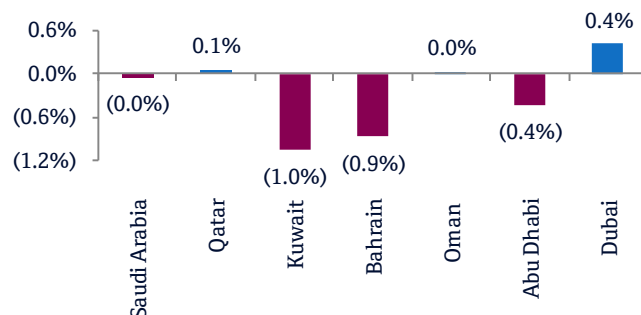
- **Siraj Holding acquires Al Hilal Takaful** – Siraj Holding, a private investment firm, has announced the acquisition of Al Hilal Takaful from Al Hilal Bank, a wholly-owned subsidiary of Abu Dhabi Commercial Bank (ADCB). With this acquisition, Siraj Holding marks a new phase of operations for Al Hilal Takaful and establishes it as the premier provider of various Takaful solutions for individuals, employers, and government entities across the UAE. The acquisition is poised to strengthen the Shari’ah-compliant Islamic insurance offerings with enhanced services for the clientele. The transaction was approved by the Shareholders, the Securities and Commodities Authority, the Insurance Authority, and was in line with all other regulatory norms. The firm plans to rebrand and align with the new leadership and group operating model following the completion of the regulatory formalities. (Zawya)
- **Oman’s tourism arm ends deal with DAMAC International for waterfront project** – Omran, the investment arm of Oman’s tourism ministry, will end a partnership with Port Investment Ltd. owned by DAMAC International. Omran will buy the 70% stake it does not already own in Muttrah Tourism Development Co., established to redevelop Sultan Qaboos port for \$1bn. It will make the acquisition at “a value as documented in the shareholders agreement,” Omran said. DAMAC International is a joint venture between DAMAC and DICO Group, a spokesman for DAMAC confirmed. Mina Al Sultan Qaboos Waterfront was designed to include homes, offices, hotels and retail and was part of Oman’s efforts to increase revenue from tourism. PIL was picked by Omran to carry out the development in 2017 but work on the project stalled prompting some members of country’s Shura council to demand a government review. “Omran and PIL will continue to explore mixed-use development opportunities in the Sultanate,” Omran said. (Bloomberg)
- **Investcorp announces Nut Tree Capital Management reaches \$2bn in AUM** – Investcorp announced that one of the alternative managers it previously seeded, Nut Tree Capital Management has exceeded \$2bn in assets under management. In addition to its \$1.8bn flagship strategy, Nut Tree recently held the final close of its first Drawdown Fund (“Drawdown Fund” or the “Fund”) with capital commitments of approximately \$320mn. The Drawdown Fund was launched to invest primarily in distressed and deeply stressed corporate debt, with a focus on mid-size North American issuers. The Fund is consistent with Nut Tree’s investment strategy to leverage periods of market dislocations to nimbly capture attractive corporate credit investment opportunities. Based in New York, Nut Tree is an opportunistic alternative credit investment manager that launched in February 2016 with \$100mn in assets under management, anchored by strategic capital from Investcorp. Nut Tree is led by Founding Partner and Chief Investment Officer Jed Nussbaum, who was previously a partner at Redwood Capital, a distressed credit manager. Jed’s credit investing experience spans nearly 20 years and multiple market cycles. (Bahrain Bourse)

Rebased Performance



Source: Bloomberg

Daily Index Performance



Source: Bloomberg

Asset/Currency Performance	Close (\$)	1D%	WTD%	YTD%
Gold/Ounce	1,810.42	0.7	0.7	19.3
Silver/Ounce	19.33	0.9	3.2	8.3
Crude Oil (Brent)/Barrel (FM Future)	43.14	(0.5)	(0.2)	(34.6)
Crude Oil (WTI)/Barrel (FM Future)	40.59	(0.4)	0.1	(33.5)
Natural Gas (Henry Hub)/MMBtu	1.74	(1.1)	(6.6)	(16.7)
LPG Propane (Arab Gulf)/Ton	47.75	(0.5)	(0.8)	15.8
LPG Butane (Arab Gulf)/Ton	45.75	2.2	(2.1)	(31.1)
Euro	1.14	0.4	1.1	1.9
Yen	107.02	(0.2)	0.1	(1.5)
GBP	1.26	0.1	(0.4)	(5.2)
CHF	1.07	0.8	0.3	3.1
AUD	0.70	0.4	0.7	(0.4)
USD Index	95.94	(0.4)	(0.7)	(0.5)
RUB	71.89	0.5	1.6	16.0
BRL	0.19	(1.1)	(1.2)	(25.4)

Source: Bloomberg

Global Indices Performance	Close	1D%*	WTD%*	YTD%*
MSCI World Index	2,293.92	0.2	1.5	(2.7)
DJ Industrial	26,671.95	(0.2)	2.3	(6.5)
S&P 500	3,224.73	0.3	1.2	(0.2)
NASDAQ 100	10,503.19	0.3	(1.1)	17.1
STOXX 600	372.71	0.4	2.8	(8.7)
DAX	12,919.61	0.6	3.5	(0.5)
FTSE 100	6,290.30	0.4	2.6	(21.0)
CAC 40	5,069.42	(0.1)	3.2	(13.6)
Nikkei	22,696.42	(0.2)	1.7	(2.4)
MSCI EM	1,055.06	0.9	(1.3)	(5.3)
SHANGHAI SE Composite	3,214.13	0.1	(4.9)	4.9
HANG SENG	25,089.17	0.5	(2.5)	(10.6)
BSE SENSEX	37,020.14	1.8	1.5	(14.7)
Bovespa	102,888.30	1.7	2.4	(33.4)
RTS	1,216.17	(0.3)	(2.4)	(21.5)

Source: Bloomberg (*\$ adjusted returns)

Contacts

Saugata Sarkar, CFA, CAIA

Head of Research

Tel: (+974) 4476 6534

saugata.sarkar@qnbfs.com.qa

Mehmet Aksoy, PhD

Senior Research Analyst

Tel: (+974) 4476 6589

mehmet.aksoy@qnbfs.com.qa

Shahan Keushgerian

Senior Research Analyst

Tel: (+974) 4476 6509

shahan.keushgerian@qnbfs.com.qa

QNB Financial Services Co. W.L.L.

Contact Center: (+974) 4476 6666

PO Box 24025

Doha, Qatar

Zaid al-Nafoosi, CMT, CFTe

Senior Research Analyst

Tel: (+974) 4476 6535

zaid.alnafoosi@qnbfs.com.qa

Disclaimer and Copyright Notice: This publication has been prepared by QNB Financial Services Co. W.L.L. ("QNBFS") a wholly-owned subsidiary of Qatar National Bank (Q.P.S.C.). QNB FS is regulated by the Qatar Financial Markets Authority and the Qatar Exchange. Qatar National Bank (Q.P.S.C.) is regulated by the Qatar Central Bank. This publication expresses the views and opinions of QNBFS at a given time only. It is not an offer, promotion or recommendation to buy or sell securities or other investments, nor is it intended to constitute legal, tax, accounting, or financial advice. QNBFS accepts no liability whatsoever for any direct or indirect losses arising from use of this report. Any investment decision should depend on the individual circumstances of the investor and be based on specifically engaged investment advice. We therefore strongly advise potential investors to seek independent professional advice before making any investment decision. Although the information in this report has been obtained from sources that QNBFS believes to be reliable, we have not independently verified such information and it may not be accurate or complete. QNBFS does not make any representations or warranties as to the accuracy and completeness of the information it may contain, and declines any liability in that respect. For reports dealing with Technical Analysis, expressed opinions and/or recommendations may be different or contrary to the opinions/recommendations of QNBFS Fundamental Research as a result of depending solely on the historical technical data (price and volume). QNBFS reserves the right to amend the views and opinions expressed in this publication at any time. It may also express viewpoints or make investment decisions that differ significantly from, or even contradict, the views and opinions included in this report. This report may not be reproduced in whole or in part without permission from QNBFS.

COPYRIGHT: No part of this document may be reproduced without the explicit written permission of QNBFS.